



西安海天天綫科技股份有限公司

**XI'AN HAITIAN ANTENNA TECHNOLOGIES CO., LTD.\***

*(A joint stock limited company incorporated in the People's Republic of China)*

**(Stock Code: 8227)**

**THIRD QUARTERLY RESULTS ANNOUNCEMENT  
FOR THE NINE MONTHS ENDED 30 SEPTEMBER 2011**

**CHARACTERISTICS OF THE GROWTH ENTERPRISE MARKET (“GEM”) OF THE  
STOCK EXCHANGE OF HONG KONG LIMITED (THE “STOCK EXCHANGE”)**

**GEM has been positioned as a market designed to accommodate companies to which a higher investment risk may be attached than other companies listed on the Stock Exchange. Prospective investors should be aware of the potential risks of investing in such companies and should make the decision to invest only after due and careful consideration. The greater risk profile and other characteristics of GEM mean that it is a market more suited to professional and other sophisticated investors.**

**Given the emerging nature of companies listed on GEM, there is a risk that securities traded on GEM may be more susceptible to high market volatility than securities traded on the Main Board and no assurance is given that there will be a liquid market in the securities traded on GEM.**

*Hong Kong Exchanges and Clearing Limited and the Stock Exchange take no responsibility for the contents of this announcement, make no representation as to its accuracy or completeness and expressly disclaim any liability whatsoever for any loss howsoever arising from or in reliance upon the whole or any part of the contents of this announcement.*

*This announcement, for which the directors (the “Directors”) of Xi’an Haitian Antenna Technologies Co., Ltd.\* (the “Company”) collectively and individually accept full responsibility, includes particulars given in compliance with the Rules Governing the Listing of Securities on the GEM of the Stock Exchange (the “GEM Listing Rules”) for the purpose of giving information with regard to the Company. The Directors, having made all reasonable enquiries, confirm that, to the best of their knowledge and belief, the information contained in this announcement is accurate and complete in all material respects and not misleading or deceptive, and there are no other matters the omission of which would make any statement herein or this announcement misleading.*

\* For identification purpose only

## HIGHLIGHTS

- The Group's unaudited turnover for the nine months ended 30 September 2011 was RMB36.6 million, representing a decrease of 8.8% when compared with that of the corresponding period in the year 2010.
- The Group's unaudited loss for the nine months ended 30 September 2011 was RMB21.0 million, and the Group recorded a loss of RMB38.6 million for the corresponding period in the year 2010.
- The Board does not recommend the payment of a dividend for the three months ended 30 September 2011 (2010: nil).

## CONSOLIDATED RESULTS FOR THE NINE MONTHS ENDED 30 SEPTEMBER 2011

The board of Directors of the Company (the "Board") hereby submits the unaudited operating results of the Company and its subsidiaries (the "Group") for the three months and nine months ended 30 September 2011, together with the unaudited comparative figures for the corresponding period in the year 2010 as follows:

### Consolidated Statement of Comprehensive Income

	Notes	(Unaudited) For the three months ended 30 September		(Unaudited) For the nine months ended 30 September	
		2011 RMB'000	2010 RMB'000	2011 RMB'000	2010 RMB'000
Revenue	3	<b>9,408</b>	20,623	<b>36,646</b>	40,201
Cost of sales		<b>(7,274)</b>	(14,637)	<b>(31,291)</b>	(29,478)
Gross profit		<b>2,134</b>	5,986	<b>5,355</b>	10,723
Other revenue		<b>898</b>	337	<b>4,332</b>	848
Distribution costs		<b>(2,983)</b>	(3,160)	<b>(7,380)</b>	(12,580)
Administrative expenses		<b>(6,206)</b>	(8,723)	<b>(20,386)</b>	(31,101)
Finance costs		<b>(594)</b>	(1,920)	<b>(2,887)</b>	(6,504)
Loss before tax		<b>(6,751)</b>	(7,480)	<b>(20,966)</b>	(38,614)
Income tax expense	4	<b>—</b>	—	<b>—</b>	—
Loss for the period and total comprehensive income/(expense) for the period		<b>(6,751)</b>	(7,480)	<b>(20,966)</b>	(38,614)
Loss per share – Basic and diluted (in RMB cents)	6	<b>(1.0)</b>	(1.2)	<b>(3.2)</b>	(6.0)

## Notes to the Consolidated Financial Results

For the nine months ended 30 September 2011

### 1. BASIS OF PREPARATION

The Company is a joint stock limited company established in the People's Republic of China (the "PRC") and the H shares of the Company are listed on the GEM of the Stock Exchange.

The Group are principally engaged in research and development, manufacture and sale of base station antennas and related products.

This unaudited consolidated financial information has been prepared in accordance with Hong Kong Financial Reporting Standards (HKFRSs) issued by the Hong Kong Institute of Certified Public Accountants (the "HKICPA") and the disclosure requirements as set out in Chapter 18 of the GEM Listing Rules.

The Group's books and records are maintained in Renminbi ("RMB"), which is also the functional currency of the Company.

### 2. ACCOUNTING POLICIES

The accounting policies and methods of computation used in the preparation of this condensed consolidated financial information are consistent with those used in the Group's annual financial statements for the year ended 31 December 2010.

### 3. REVENUE

Revenue represents the amounts received and receivable for goods sold and services provided in the normal course of business, net of discounts and sales related taxes.

Revenue breakdown by nature:

	<b>(Unaudited)</b>		<b>(Unaudited)</b>	
	<b>For the three months ended 30 September</b>		<b>For the nine months ended 30 September</b>	
	<b>2011</b>	<b>2010</b>	<b>2011</b>	<b>2010</b>
	<b>RMB'000</b>	<b>RMB'000</b>	<b>RMB'000</b>	<b>RMB'000</b>
Sales of antennas and related products	<b>3,412</b>	9,498	<b>15,962</b>	21,325
Service income	<b>5,996</b>	11,125	<b>20,684</b>	18,876
	<b>9,408</b>	20,623	<b>36,646</b>	40,201

Revenue breakdown by geographical locations:

	<b>(Unaudited)</b>		<b>(Unaudited)</b>	
	<b>For the three months ended 30 September</b>		<b>For the nine months ended 30 September</b>	
	<b>2011</b>	<b>2010</b>	<b>2011</b>	<b>2010</b>
	<b>RMB'000</b>	<b>RMB'000</b>	<b>RMB'000</b>	<b>RMB'000</b>
PRC	<b>9,359</b>	20,593	<b>36,412</b>	39,803
Others	<b>49</b>	30	<b>234</b>	398
	<b>9,408</b>	20,623	<b>36,646</b>	40,201

#### 4. INCOME TAX EXPENSE

Under the Law of the People's Republic of China on Enterprise Income tax (the "EIT Law") and Implementation Regulation of the EIT Law, the tax rate of the PRC subsidiaries is 25% from 1 January 2008 onwards.

Currently, the Company and certain of its subsidiaries established in PRC are approved by the Xi'an Municipal Bureau of Science and Technology as high technology enterprises located in the Xi'an National High-tech Industrial Development Zone, which are subject to EIT at the rate of 15%.

#### 5. DIVIDENDS

The Board does not recommend the payment of a dividend for the three months ended 30 September 2011 (2010: nil).

#### 6. BASIC LOSS PER SHARE

The calculation of basic loss per share attributable to the owners of the Company is based on the unaudited loss for the three months and nine months ended 30 September 2011 attributable to owners of the Company of RMB6,751,000 and RMB20,966,000 respectively (2010: RMB7,480,000 and RMB38,614,000 respectively) and the weighted average number of 647,058,824 (2010: 647,058,824) ordinary shares in issue during the period.

The diluted loss per share is equal to the basic loss per share as calculated above as the Company did not have any potential shares outstanding for the both periods.

#### 7. RESERVES

	(Unaudited) Share capital RMB'000	(Unaudited) Share premium RMB'000	(Unaudited) Statutory surplus reserve RMB'000	(Unaudited) Other reserve RMB'000	(Unaudited) Accumulated losses RMB'000	(Unaudited) Total RMB'000
At 1 January 2010	64,706	71,229	16,153	3,939	(30,122)	125,905
Total comprehensive expense for the period	—	—	—	—	(38,614)	(38,614)
At 30 September 2010	<u>64,706</u>	<u>71,229</u>	<u>16,153</u>	<u>3,939</u>	<u>(68,736)</u>	<u>87,291</u>
At 1 January 2011	64,706	71,229	16,153	3,939	(110,487)	45,540
Total comprehensive expense for the period	—	—	—	—	(20,966)	(20,966)
At 30 September 2011	<u>64,706</u>	<u>71,229</u>	<u>16,153</u>	<u>3,939</u>	<u>(131,453)</u>	<u>24,574</u>

## 8. COMMITMENTS

On 20 August 2011, the Company entered into a cooperation framework agreement (the “Cooperation Framework Agreement”) with 福建三元達通訊股份有限公司 (Fujian Sunnada Communication Co., Ltd.\*) (“Fujian Sunnada”), pursuant to which the parties agreed to jointly establish a joint venture company (the “Joint Venture Company”) with Mr. Ren Yuwen (任玉文) in the PRC by entering into a joint venture agreement dated 20 August 2011 (the “Joint Venture Agreement”), and the Group conditionally agreed to dispose of equipment at RMB13.09 million and intangible assets at RMB7.42 million to the Joint Venture Company, and dispose of a land and a building to a research institute, a wholly-owned company to be established by Fujian Sunnada in the PRC, at RMB19.49 million.

In accordance with the Cooperation Framework Agreement, Fujian Sunnada paid a deposit of RMB8 million to the Company, which shall be regarded as part of the consideration payable by the Joint Venture Company to the Group for the purchase of equipment and intangible assets upon the Cooperation Framework Agreement taking effect. If the purpose of the Cooperation Framework Agreement is not accomplished as a result of any breach by the Company, the Company shall pay Fujian Sunnada an amount equal to two times of the deposit.

In accordance with the Joint Venture Agreement, the Company has a commitment of RMB12 million, representing 15% equity interest, to the registered capital of the Joint Venture Company by contributing production and office equipment.

Following completion of disposal of the equipment, the intangible assets, the land and the building, the disposal of the equipment and the intangible assets will result in a book profit of approximately RMB2.5 million and RMB7.4 million respectively. After deducting the book loss of approximately RMB3.1 million which is expected to be incurred by the disposal of the land and the building, the Group will achieve an aggregate book profit of approximately RMB6.8 million for the financial year ending 31 December 2011.

The Cooperation Framework Agreement, the Joint Venture Agreement and the relevant dispose of equipment, intangible assets, the land and the building are subject to the approval of shareholders at the forthcoming extraordinary general meeting of the Company to be held on 28 November 2011.

\* *For identification purpose only*

## MANAGEMENT DISCUSSION AND ANALYSIS

### Business Review

#### Revenue

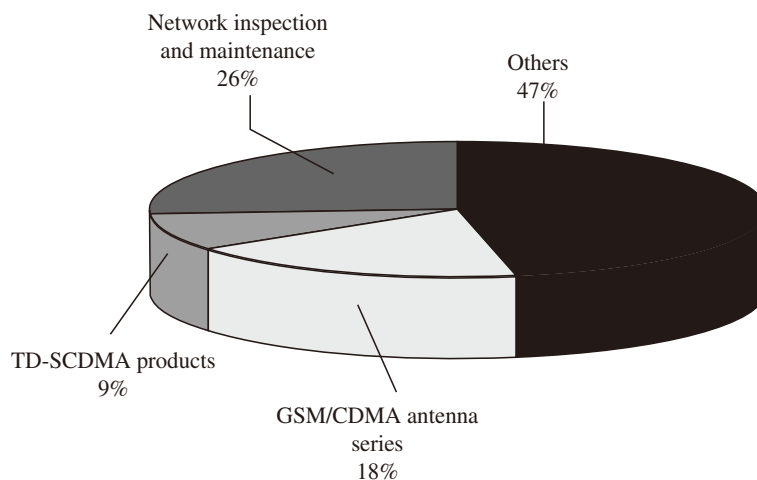
Around RMB36.6 million unaudited revenue was recorded for the nine months ended 30 September 2011 (the “Review Period”), representing a decrease of 8.8% as compared with the unaudited revenue for the corresponding period in the year 2010. It was attributable to the growth in service income offset by the decline in sales of antennas and related products during the Review Period.

Over 56% of total revenue of the Group was come from service income for the Review Period, most of which was generated from services for network inspection and maintenance and services for indoor and outdoor signal. Revenue from indoor and outdoor signal services was increased from 7% in the corresponding period in 2010 to 23% in the Review Period as a result of increasing demand for network improvement. Revenue from products testing laboratory was accounted for 7% of total revenue which reflected a success on new services to telecommunication operators and telecommunication products suppliers during the Review Period. The growth in service income slowed down in the third quarter caused by price reductions in services in order to enhance market expansion.

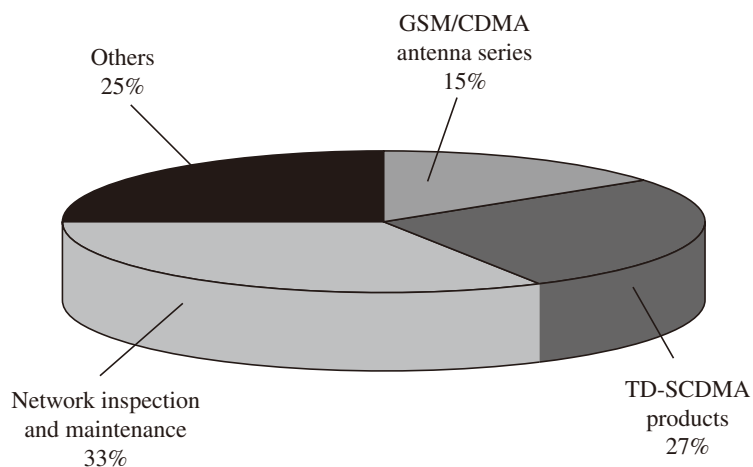
The Group continued to diversify its customer base to local agents and international suppliers for telecommunication facilities and expand its market share by lower product prices. Revenue from TD-SCDMA products was dropped significantly from 27% of total revenue in the corresponding period in 2010 to 9% of total revenue in the Review Period because of intense price competition in the market, which accounted for overall decline in the antennas and related products sales.

Composite of sales by product line for the nine months ended 30 September 2011, together with the comparative figures for the corresponding period in the year 2010, are provided as follows:

#### For the nine months ended 30 September 2011 (by product line)

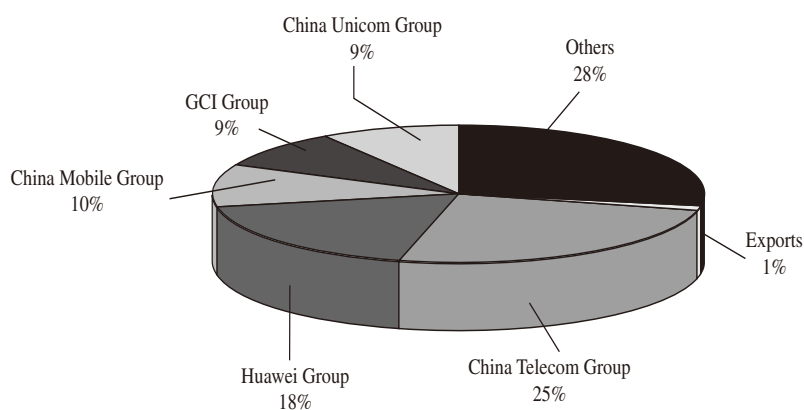


**For the nine months ended 30 September 2010 (by product line)**

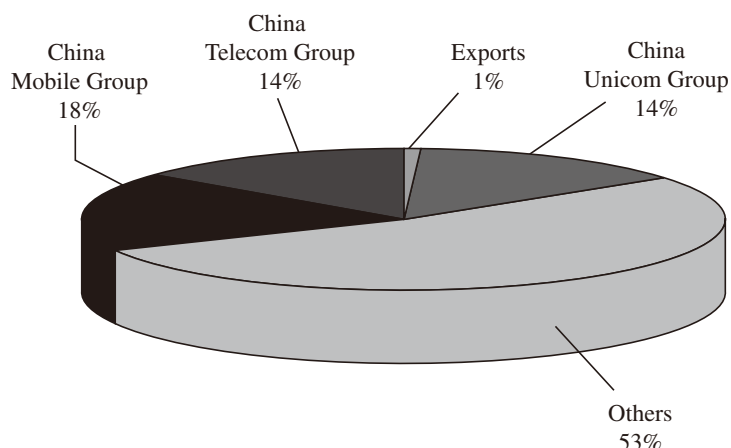


Composite of turnover by major customers for the nine months ended 30 September 2011, together with the comparative figures for the corresponding period in the year 2010, are provided as follows:

**For the nine months ended 30 September 2011 (by major customers)**



**For the nine months ended 30 September 2010 (by major customers)**



*Legend:*

China Telecom Group: 中國電信集團公司 (China Telecommunications Corporation) and its subsidiaries and branch companies (collectively “China Telecom Group”)

China Unicom Group: 中國聯合通信有限公司 (China United Telecommunications Corporation) and its subsidiaries and branch companies (collectively “China Unicom Group”)

China Mobile Group: 中國移動通信集團公司 (China Mobile Communications Corporation) and its subsidiaries and branch companies (collectively “China Mobile Group”)

Huawei Group: 華為技術有限公司 (Huawei Technologies Co., Ltd.) and its subsidiaries and branch companies (collectively “Huawei Group”)

GCI Group: 廣州傑賽科技股份有限公司 (GCI Science & Technology Co., Ltd.) and its subsidiaries and branch companies (collectively “GCI Group”)

*Gross Profit*

The gross profit margin for the Review Period was 14.6% which dropped from 26.7% of the same period in 2010. Apart from further reduction in products and services prices, fixed production costs including wages and depreciation expenses at low production level led to higher average cost of sales but lower gross profit margin. Gross profit margin would be improved when the production capacity could be further utilised by future market development.

*Other Revenue*

Government subsidies of RMB1.6 million, gain on debt restructuring of RMB1.5 million and debt written off of RMB1.1 million were recognised during the Review Period which accounted for the increase in other revenue from RMB0.8 million in the corresponding period in 2010 to RMB4.3 million.



### *Operating Costs and Expenses*

As the effect of new marketing strategy of concentration on mainland China market development and cost effective control policies, distribution costs for the Review Period dropped significant by over 41% as compared with corresponding period in 2010. This favourable change was mainly attributable to the decrease of RMB1.5 million from new office construction expenses, sales representation office operating costs and overseas sales agent fee, the decrease of RMB2.5 million from transportation costs and the decrease of RMB0.6 million from sales salaries and bonus.

The decrease in administrative expenses from RMB33.1 million in the corresponding period in 2010 to RMB20.3 million in the Review Period, which represented a decrease of 34.5%, was attributable to reduction in agency costs, amortisation of intangible assets expenses and depreciation for property, plant and equipment during the Review Period.

Bank and other borrowings balances dropped by nearly RMB60 million during the Review Period, merely RMB2.9 million finance costs was incurred, representing a decrease of 55.6% as compared with the corresponding period in 2010.

### *Loss for the period*

Nevertheless lower revenue and lower gross profit margin were recorded during the Review Period, an unaudited net loss of RMB21.0 million was reported which represented an improvement in operating results by 45.7% comparing with corresponding period in 2010.

## **PROSPECTS**

The Group would be ready to forthcoming large-scale application of new generation mobile communication technology TD-LTE 4G network through the two projects of “TD-LTE base station antenna research and development\*” (“TD-LTE基站天線的研發”) and “Efficient energy source integrated antenna” (“高效節能的有源一體化天線”) under the National Major Project 3 of “New generation of mobile, broadband and wireless communications network\*” (“新一代移動寬帶無線通信網”).

The Group is going to terminate its manufacture of 2G and 2.5G products, which are with low returns, and will engage third party contractors for such products if customer places an order. The Group will deploy its resources and assets for the research, development and production of 3G and 4G products and landscape antennas that would offer high returns. The Group will also continue to offer network optimization and inspection services.

\* For identification purpose only

**DIRECTORS', SUPERVISORY COMMITTEE MEMBERS' (THE "SUPERVISORS") AND CHIEF EXECUTIVES' INTERESTS AND SHORT POSITIONS IN THE SHARES, UNDERLYING SHARES AND DEBENTURES OF THE COMPANY AND THE ASSOCIATED CORPORATIONS**

As at 30 September 2011, the interests and short positions of the Directors, Supervisors (as if the requirements applicable to the Directors under the Securities and Futures Ordinance ("SFO") (Chapter 571 of the Laws of Hong Kong) had applied to the Supervisors) and chief executives of the Company, including their respective associates, in the shares (the "Shares"), underlying shares and debentures of the Company or any of its associated corporations (within the meaning of Part XV of the SFO), as recorded in the register required to be kept by the Company pursuant to section 352 of the SFO, or as otherwise required, pursuant to Rule 5.46 of the GEM Listing Rules, to be notified to the Company and the Stock Exchange were as follows:

**Long positions in Domestic Shares of the Company**

<b>Name of Director</b>	<b>Type of interest</b>	<b>Capacity</b>	<b>Number of Domestic Shares held in the Company</b>	<b>Approximate percentage in the total issued Domestic Shares of the Company</b>	<b>Approximate percentage in the total issued share capital of the Company</b>
Professor Xiao Liangyong (肖良勇教授)	Personal	Parties acting in concert	180,000,000 (Note 1)	37.09%	27.82%
Mr. Xiao Bing (肖兵先生)	Personal	Held by controlled corporation	180,000,000 (Note 1)	37.09%	27.82%
Mr. Zuo Hong (左宏先生)	Personal	Held by controlled corporation	75,064,706 (Note 2)	15.47%	11.60%

*Notes:*

- 1: The Domestic Shares were held by 西安天安投資有限公司 (Xi'an Tian An Investment Co., Ltd.\*) ("Tian An Investment"), which is beneficially owned as to 60% by Mr. Xiao Bing and 40% by Ms. Yao Wenli. Professor Xiao Liangyong is the father of and a person acting in concert with Mr. Xiao Bing. By virtue of the SFO, Professor Xiao Liangyong and Mr. Xiao Bing were deemed to be interested in the same 180,000,000 Domestic Shares held by Tian An Investment.
- 2: The Domestic Shares were held by 深圳市匯泰投資發展有限公司 (Shenzhen Huitai Investment Development Co., Ltd.\*) ("Shenzhen Huitai"), which is beneficially owned by Mr. Zuo Hong and Ms. Yi Li in equal share. By virtue of the SFO, each of Mr. Zuo Hong and Ms. Yi Li was deemed to be interested in the same 75,064,706 Domestic Shares held by Shenzhen Huitai.

Other than as disclosed above, none of the Directors, Supervisors and chief executive of the Company nor their respective associates had any interests or short positions in any Shares, underlying shares and debentures of the Company or any of its associated corporations (within the meaning of Part XV of the SFO) as at 30 September 2011 as recorded in the register required to be kept by the Company pursuant to section 352 of the SFO, or as otherwise required, pursuant to Rule 5.46 of the GEM Listing Rules, to be notified to the Company and the Stock Exchange.

## DIRECTORS', SUPERVISORS' AND CHIEF EXECUTIVES' RIGHTS TO ACQUIRE H SHARES

As at 30 September 2011, so far as is known to the Directors, Supervisors and chief executives of the Company, none of the Directors, Supervisors or chief executives of the Company or any of their respective associates including spouses and children under 18 years of age had any interest in, or has been granted, or exercised, any rights to subscribe for H Shares (or warrants or debentures, if applicable) or to acquire H Shares.

## SUBSTANTIAL SHAREHOLDERS' AND OTHER PERSONS' INTERESTS AND SHORT POSITIONS IN THE SHARES AND UNDERLYING SHARES OF THE COMPANY

As at 30 September 2011, the following persons or entities (other than the Directors, Supervisors and chief executives of the Company) had interests or short positions in the Shares or underlying shares of the Company as recorded in the register required to be kept by the Company under section 336 of the SFO:

### (A) Substantial shareholders of the Company

#### *Long positions in Domestic Shares of the Company*

Name of substantial shareholder	Type of interest	Capacity	Number of Domestic Shares held in the Company	Approximate percentage in the total issued Domestic Shares of the Company	Approximate percentage in the total issued share capital of the Company
Tian An Investment	Corporate	Beneficial owner	180,000,000 (Note 1)	37.09%	27.82%
Ms. Yao Wenli (姚文俐女士)	Personal	Held by controlled corporation	180,000,000 (Note 1)	37.09%	27.82%
西安開元控股集團 股份有限公司 (Xi'an Kaiyuan Holding Group Co., Ltd.*)	Corporate	Beneficial owner	100,000,000	20.61%	15.45%
Shenzhen Huitai	Corporate	Beneficial owner	75,064,706 (Note 2)	15.47%	11.60%
Ms. Yi Li (易麗女士)	Personal	Held by controlled corporation	75,064,706 (Note 2)	15.47%	11.60%

Name of substantial shareholder	Type of interest	Capacity	Number of Domestic Shares held in the Company	Approximate percentage in the total issued Domestic Shares of the Company	Approximate percentage in the total issued share capital of the Company
西安國際信託有限公司 (Xi'an International Trust Co., Ltd.*)	Corporate	Beneficial owner	70,151,471 (Note 3)	14.46%	10.84%
西安市財政局 (Xi'an Finance Bureau*)	Corporate	Held by controlled corporation	70,151,471 (Note 3)	14.46%	10.84%
上海証大投資管理有限公司 (Shanghai Zendai Investment Management Co., Ltd.*)	Corporate	Held by controlled corporation	70,151,471 (Note 3)	14.46%	10.84%

*Notes:*

1. The Domestic Shares were held by Tian An Investment, which is beneficially owned as to 60% by Mr. Xiao Bing and 40% by Ms. Yao Wenli. By virtue of the SFO, Ms. Yao Wenli was deemed to be interested in the same 180,000,000 Domestic Shares held by Tian An Investment.
2. The Domestic Shares were held by Shenzhen Huitai, which is beneficially owned by Mr. Zuo Hong and Ms. Yi Li in equal share. By virtue of the SFO, each of Mr. Zuo Hong and Ms. Yi Li was deemed to be interested in the same 75,064,706 Domestic Shares held by Shenzhen Huitai.
3. The Domestic Shares were held by Xi'an International Trust Co., Ltd. ("XITC"). By virtue of the SFO, Xi'an Finance Bureau and Shanghai Zendai Investment Management Co., Ltd., which respectively holds more than one third of voting rights of XITC, were deemed to be interested in the same 70,151,471 Domestic Shares held by XITC.

\* For identification purpose only

**(B) Other persons who are required to disclose their interests pursuant to Divisions 2 and 3 of Part XV of the SFO**

*Long positions in Domestic Shares of the Company*

Name of substantial shareholder	Type of interest	Capacity	Number of Domestic Shares held in the Company	Approximate percentage in the total issued Domestic Shares of the Company	Approximate percentage in the total issued share capital of the Company
北京京泰投資 管理中心 (Beijing Holdings Investment Management Co., Ltd.*)	Corporate	Beneficial owner	54,077,941 (Note 1)	11.14%	8.36%
京泰實業(集團) 有限公司 (Beijing Holdings (Group) Limited*)	Corporate	Held by controlled corporation	54,077,941 (Note 1)	11.14%	8.36%

*Long positions in H Shares of the Company*

Name of substantial shareholder	Type of interest	Capacity	Number of H Shares held in the Company	Approximate percentage in the total issued H Shares of the Company	Approximate percentage in the total issued share capital of the Company
Taicom Capital Ltd.	Corporate	Investment manager	13,004,000 (Note 2)	8.04%	2.01%
Carlson Fund Equity Asian Small Cap	Corporate	Investment manager	10,520,000 (Note 2)	6.50%	1.63%
Ms. Song Ying	Personal	Beneficial owner	8,800,000 (Note 2)	5.44%	1.36%

*Notes:*

1. The Domestic Shares were held by Beijing Holdings Investment Management Co., Ltd. (“Beijing Holdings”). By virtue of the SFO, Beijing Holdings (Group) Limited, which holds more than one third of voting rights of Beijing Holdings, was deemed to be interested in the same 54,077,941 Domestic Shares held by Beijing Holdings.
2. The details of these shareholders of the Company were based on information as set out in the website of the Stock Exchange. The Company has not been notified by the relevant shareholders and has not received any Corporate Substantial Shareholder Notice from the relevant shareholders.

\* For identification purpose only

Save as disclosed above, as at 30 September 2011, the Directors, Supervisors and chief executives of the Company were not aware of any person (other than the Directors, Supervisors and chief executives of the Company) who had an interest or a short position in the Shares or underlying shares of the Company as recorded in the register required to be kept by the Company under section 336 of the SFO.

## **COMPETING INTERESTS**

None of the Directors, the Supervisors or the management shareholders of the Company (as defined in the GEM Listing Rules) or their respective associates had an interest in any business which competes or may compete, directly or indirectly, with the business of the Group nor any conflicts of interest which has or may have with the Group.

## **AUDIT COMMITTEE**

An audit committee of the Company (the “Audit Committee”) was established on 4 April 2003 with terms of reference in compliance with the GEM Listing Rules. The primary duties of the Audit Committee are to review and supervise the financial reporting process and internal control systems of the Group. As at 30 September 2011, the Audit Committee comprised of Mr. Lei Huafeng and Professor Gong Shuxi, independent non-executive Directors, and Mr. Li Wenqi, a non-executive Director. The Group’s unaudited consolidated results for the nine months ended 30 September 2011 have been reviewed by the Audit Committee, which was of the opinion that the preparation of such results complied with the applicable accounting standards and requirements and that adequate disclosures have been made.

## **CODE ON CORPORATE GOVERNANCE PRACTICES**

For the nine months ended 30 September 2011, the Company has complied with the requirements of the code provisions in the Code on Corporate Governance Practices as set out in Appendix 15 of the GEM Listing Rules.

## **CODE OF CONDUCT FOR SECURITIES TRANSACTIONS BY DIRECTORS**

During the nine months ended 30 September 2011, the Company adopted a code of conduct regarding securities transactions by Directors on terms which are same as the required standard of dealings as referred to in Rule 5.48 to 5.67 of the GEM Listing Rules. The Company has made specific enquiries of all the Directors and the Company was not aware of any non-compliance with the required standard for dealings and the code of conduct regarding securities transactions by the Directors.

## **PURCHASE, SALE OR REDEMPTION OF SHARES**

Neither the Company nor any of its subsidiaries purchased, sold or redeemed any of the Company’s listed securities during the nine months ended 30 September 2011.

By order of the Board  
**Xi’an Haitian Antenna Technologies Co., Ltd\***  
**Professor Xiao Liangyong**  
*Chairman*

Xi’an, the PRC, 10 November 2011

*As at the date of this announcement, the Board comprises Professor Xiao Liangyong (肖良勇教授), Mr. Xiao Bing (肖兵先生) and Mr. Zuo Hong (左宏先生) being executive Directors; Mr. Liu Ruixuan (劉瑞軒先生), Mr. Sun Wenguo (孫文國先生), Mr. Li Wenqi (李文琦先生), Mr. Cong Chunshui (叢春水先生) and Mr. Xie Yiqun (解益群先生) being non-executive Directors; and Professor Gong Shuxi (龔書喜教授), Mr. Lei Huafeng (雷華鋒先生) and Mr. Qiang Wenyu (強文郁先生), being independent non-executive Directors.*

*This announcement will remain on the “Latest Company Announcement” page of the GEM website at <http://www.hkgem.com> for at least 7 days from the date of its posting and be posted on the website of the Company at <http://www.xaht.com>.*