

*Hong Kong Exchanges and Clearing Limited and The Stock Exchange of Hong Kong Limited take no responsibility for the contents of this announcement, make no representation as to its accuracy or completeness and expressly disclaim any liability whatsoever for any loss howsoever arising from or in reliance upon the whole or any part of the contents of this announcement.*

## **Fineland Real Estate Services Group Limited**

**方圓房地產服務集團有限公司**

*(Incorporated in the Cayman Islands with limited liability)*

**(Stock code: 8376)**

### **2018 ANNUAL RESULTS ANNOUNCEMENT**

The board (the “**Board**”) of directors (the “**Directors**”) of Fineland Real Estate Services Group Limited (the “**Company**”) is pleased to announce the audited consolidated results of the Company and its subsidiaries for the year ended 31 December 2018. This announcement, containing the full text of the 2018 Annual Report of the Company, complies with the relevant requirements of the Rules Governing the Listing of Securities on the GEM of The Stock Exchange of Hong Kong Limited (the “**Stock Exchange**”) (the “**GEM Listing Rules**”) in relation to information to accompany preliminary announcement of annual results.

By order of the Board of  
**Fineland Real Estate Services Group Limited**  
**FONG Ming**  
*Chairman*

Hong Kong, 22 March 2019

*As at the date of this announcement, the executive Directors are Ms. RONG Haiming, Mr. YI Ruofeng and Ms. TSE Lai Wa; the non-executive Director is Mr. FONG Ming; and the independent non-executive Directors are Mr. LEUNG Wai Hung, Mr. LIAO Junping, Mr. TIAN Qiusheng and Mr. DU Chenhua.*

*This announcement, for which the Directors of the Company collectively and individually accept full responsibility, includes particulars given in compliance with the GEM Listing Rules of the purpose of giving information with regard to the Company. The Directors, having made all reasonable enquiries, confirm that, to the best of their knowledge and belief, the information contained in this announcement is accurate and complete in all material respects and not misleading or deceptive, and there are no other matters the omission of which would make any statement in this announcement misleading.*

*This announcement will remain on the “Latest Listed Company Information” page of the website of the Stock Exchange at [www.hkexnews.hk](http://www.hkexnews.hk) for at least seven days from the day of its posting. This announcement will also be published on the website of the Company at [www.finelandassets.com](http://www.finelandassets.com).*

ANNUAL  
REPORT  
2018

THINK  
**MORE,**  
FOR YOUR ASSETS



**FINELAND REAL ESTATE SERVICES  
GROUP LIMITED**

**方圓房地產服務集團有限公司**

(Incorporated in the Cayman Islands with limited liability)

Stock Code: 8376

**CHARACTERISTICS OF GEM OF THE STOCK EXCHANGE OF HONG KONG LIMITED (THE “STOCK EXCHANGE”)**

**GEM has been positioned as a market designed to accommodate small and mid-sized companies to which a higher investment risk may be attached than other companies listed on the Stock Exchange. Prospective investors should be aware of the potential risks of investing in such companies and should make the decision to invest only after due and careful consideration.**

**Given that the companies listed on GEM are generally small and mid-sized companies, there is a risk that securities traded on GEM may be more susceptible to high market volatility than securities traded on the main board and no assurance is given that there will be a liquid market in the securities traded on GEM.**

*Hong Kong Exchanges and Clearing Limited and the Stock Exchange take no responsibility for the contents of this report, make no representation as to its accuracy or completeness and expressly disclaim any liability whatsoever for any loss howsoever arising from or in reliance upon the whole or any part of the contents of this report.*

*This report, for which the directors (collectively the “Directors” and individually a “Director”) of Fineland Real Estate Services Group Limited (“the Company”) collectively and individually accept full responsibility, includes particulars given in compliance with the Rules Governing the Listing of Securities on GEM of the Stock Exchange (the “GEM Listing Rules”) for the purpose of giving information with regard to the Company. The Directors, having made all reasonable enquiries, confirm that to the best of their knowledge and belief the information contained in this report is accurate and complete in all material respects and not misleading or deceptive, and there are no other matters the omission of which would make any statement herein or this report misleading.*

*This report will be available on the Company’s website [www.finelandassets.com](http://www.finelandassets.com) and will remain on the “Latest Company Announcements” page on the GEM website at [www.hkgem.com](http://www.hkgem.com) for at least 7 days from the date of its posting.*

# CONTENTS

|   |     |
|---|-----|
| Corporate Information                                       | 2   |
| Chairman's Statement  | 3   |
| Management Discussion and Analysis                          | 5   |
| Biographical Details of the Directors and Senior Management | 12  |
| Corporate Governance Report                                 | 21  |
| Directors' Report   | 32  |
| Independent Auditor's Report                                | 45  |
| Consolidated Statement of Comprehensive Income              | 49  |
| Consolidated Statement of Financial Position                | 50  |
| Consolidated Statement of Changes In Equity                 | 51  |
| Consolidated Statement of Cash Flows                        | 52  |
| Notes to the Financial Statements                           | 53  |
| Four Years Financial Summary                                | 100 |

## CORPORATE INFORMATION

### Board of Directors

#### Executive Directors

Ms. RONG Haiming  
Mr. YI Ruofeng  
Ms. TSE Lai Wa

#### Non-executive Director

Mr. FONG Ming

#### Independent non-executive Directors

Mr. LEUNG Wai Hung  
Mr. LIAO Junping  
Mr. DU Chenhua  
Mr. TIAN Qiusheng

#### Company secretary

Mr. TSO Ping Cheong, Brian

#### Audit committee

Mr. LEUNG Wai Hung (*Chairman*)  
Mr. TIAN Qiusheng  
Mr. DU Chenhua

#### Remuneration committee

Mr. TIAN Qiusheng (*Chairman*)  
Mr. LEUNG Wai Hung  
Mr. YI Ruofeng

#### Nomination committee

Ms. RONG Haiming (*Chairman*)  
Mr. LIAO Junping  
Mr. TIAN Qiusheng

#### Authorised representatives

Mr. TSO Ping Cheong, Brian  
Mr. YI Ruofeng

#### Compliance officer

Mr. YI Ruofeng

#### Legal Advisers

*As to Hong Kong Laws*  
Hogan Lovells

*As to PRC Laws*  
Beijing Jingtian & Gongcheng Law Firm

#### Compliance Adviser

RaffAello Capital Limited

#### Auditor

BDO Limited

### Principal bankers

Industrial Bank Company Limited,  
Guangzhou Tianhe branch

Industrial and Commercial Bank of China,  
Guangzhou Liuhua branch

China Construction Bank,  
Guangzhou Tiyu East Road branch

### Registered office

P.O. Box 1350  
Clifton House  
75 Fort Street  
Grand Cayman  
KY1-1108  
Cayman Islands

### Headquarters in the PRC

No. 28 Tiyu East Road  
Tianhe District  
Guangzhou  
PRC

### Principal place of business in Hong Kong

9/F, Wah Yuen Building  
149 Queen's Road Central  
Central  
Hong Kong

### Hong Kong Share Registrar

Computershare Hong Kong Investor Services Limited  
Shops 1712-1716  
17th Floor, Hopewell Centre  
183 Queen's Road East  
Wan Chai  
Hong Kong


### Principal share registrar and transfer office

Estera Trust (Cayman) Limited  
P.O. Box 1350  
Clifton House  
75 Fort Street  
Grand Cayman  
KY1-1108  
Cayman Islands

### Company's website address

[www.finelandassets.com](http://www.finelandassets.com)

## CHAIRMAN'S STATEMENT



The regulation and control of real estate entered into a new phase in 2018. The Party's Central Committee and the State Council made public its stand on sticking to strict regulation and control. Many cities have undertaken their own responsibility in its implementation. A series of policies were unveiled in the past year. The essence of the regulation and control in the first half of 2018 was the property-purchasing limitations and the property-selling limitations. The policies unveiled in the second half of 2018 further developed those published in the first half. The majority of these policies relate to adjustments in Housing Provident Fund and a close supervision on the market. Irrational demands will continue to be restrained, and the mid- and long-term housing supply will be adjusted extensively.

According to the National Bureau of Statistics of the People's Republic of China, a total of approximately 1.7 billion m<sup>2</sup> of commercial residential building were sold in China in 2018, representing a year-on-year growth rate of 1.3%. The volume of business reached RMB14,997.6 billion, representing a year-on-year growth rate of 12.2%. The growth rate of 2018 was 1.5% lower than that of 2017. In the fourth quarter of 2018, the area of commercial residential building sold recorded a year-on-year decline on a monthly basis. China's real estate prices are still high, but the rapid growth rate is almost coming to an end.

Real estate policies are expected to be loosened in 2019, and the real estate market in first-tier cities may pick up slightly. The demand of buying first property is emerging, developing a momentum that will stimulate the upgrading of properties. The urbanisation of key second-tier cities is speeding up with a stable growth rate. The development in such cities is strong enough to combat the periodic economic fluctuation. China's household reform is progressing, and it has been slightly easier to buy property than before. A growing number of residents coming from third- and fourth-tier cities prefer to buy properties in the capital cities of China's provinces and settle down there for more premium education and employment. Because of the effects of regulatory policies and the growth of housing supply in 2019, the real estate market in second-tier cities is expected to lay a solid foundation for a steady growth of China's real estate market.

In response to the regional difference of China's real estate and the regulatory policies published by the Party's Central Committee and the State Council, the Group will form a strategic principle of "going with the market according to China's policies and realities" with maximising shareholders' value in mind. We will also bring our strong financial management strategies and diversified business into full blossom. Our management system will be perfected based on our core competitiveness. Our goal is to develop the Group in a smooth fashion.

### **The Number of our Primary Property Agency Project Resulting from the Cooperation with Top 100 Real Estate Enterprises Increased Significantly**

We are pleased to report that the influence of our brand is increasing. The Group takes primary property agency projects as key resources and part of our core business. The integration of our channels, market research services and one-stop services have been taken to the next level, thanks to which we have been trusted as the primary property sales agency by some of top 100 real estate enterprises. Many of our agency projects have led to great success in sales. An excellent reputation has been built up in the market. Our superiority in core cities will be taken to a higher level, and our expansion into developing cities is accelerating. Our plan for the development in Guangdong-Hong Kong-Macao Greater Bay Area ("Greater Bay Area") will be carried out in an efficient manner, aiming at achieving an all-win and interactive situation.

## CHAIRMAN'S STATEMENT

### Flexible Allocation of Secondary Property Agency Resources

The influence of China's property regulatory policies on Guangzhou, one of the first-tier cities, is huge. The volume of business in central urban area has dropped, and our secondary property agency business is shrinking. According to the trend of secondary property agency market, we will work on: (i) adjusting our position in the market; (ii) slowing down the pace of setting up secondary property agency shops; (iii) making the most out of our experience; (iv) facilitating the interaction between the primary and secondary property agency business with the help of our resources and professional teams; (v) reinforcing the foundation of our business; (vi) increasing our market share in the areas that we dominate; and (vii) achieving a win-win situation in terms of our primary and secondary property agency business.

### Online Property Referral and Agency Service Platform is Winning a Reputation

The development of our online property referral and agency service is strong. Our revenue is increasing year by year. The sales of the well-received projects in which we cooperated with some famous brands in 2018 was excellent, thanks to which it is winning a reputation among our partners. It has been providing developers with brilliant channels, bringing about an efficient integration of various kinds of resources. This online service and other businesses of our Group learn each other's good points for mutual progress, offering premium services to the companies that we cooperate with. Our goal is to always put on a smile on our partners' faces.

The Group will continue to offering premium, professional and innovative real estate services. We will stick to our proactive attitude when (i) facing the changes in the market; (ii) increasing our market share; and (iii) improving our core competency. We will work on: (i) perfecting our budget management; (ii) strictly implementing our cost control; (iii) ensuring a solid financial position; (iv) improving profitability; and (v) offering more value to our customers than ever.


I would like to take this opportunity to extend our heartfelt gratitude to my fellow Board members, the management and all the staff members for everyone's dedication over the past year. I also would like to express my sincere thanks to our shareholders, customers, and business partners for everyone's long-term trust and support. We will strive with all our might for taking the Company's long-term development and shareholders' value to a much higher level.

**FONG Ming**

*Chairman*

Hong Kong, 22 March 2019

# MANAGEMENT DISCUSSION AND ANALYSIS



## BUSINESS REVIEW

The Group engages in property agency services, with a focus mainly in Guangzhou and also elsewhere in the Pearl River Delta, through three main business segments, namely (i) real estate agency service (including online property referral and agency service); (ii) property research and consultancy service; and (iii) integrated services. Our business strategy is to expand our real estate agency services, enhance the Group's brand recognition and expand our integrated services in particular our *Zhaoshangyi* and one-stop service centre offerings.

The Group's total revenue amounted to approximately RMB228.9 million in 2018, representing an increase of approximately 37.6%, from RMB166.4 million in 2017.

### Property research and consultancy services

Our property research and consultancy services are for the primary property market and mainly provided to property developers. The revenue generated from property research and consultancy services for the year ended 31 December 2018 was approximately RMB3.1 million, which accounted for 1.4% of the total revenue and decreased by 18.6% compared with RMB3.8 million for the year ended 31 December 2017. This is mainly due to the business environment and resulting market impact which leads to the decrease in the number of projects taken during the year ended 31 December 2018, which was 32, representing a drop of 34.7% compared with 49 projects in 2017, but the impact was partially offset by the increase in average revenue generated from each project.

### Real estate agency services

Real estate agency services accounts for 98.1% of the total revenue for the year ended 31 December 2018, and thus is the largest business segment of the Group. Our real estate agency services are provided for the primary market, secondary market and online. The real estate agency service turnover increased by approximately 40.2% to approximately RMB224.6 million for the year ended 31 December 2018 when compared with RMB160.2 million for the year ended 31 December 2017. This increase was primarily due to the expansion of primary market real estate services and online property referral and agency service.

For primary market real estate agency services, the Group has been actively building up relationships with primary property developers. We provided agency services for 232 projects for the year ended 31 December 2018 (year ended 31 December 2017: 205). After continuous efforts, the Group's business in primary real estate market has expanded to cover most of the nine cities of the Greater Bay Area in Guangdong. In the foreseeable future, the Group will further explore opportunities in other cities of the Greater Bay Area, with an aim to seize and grab more market share in those markets.

Due to the prevailing market conditions, including the implementation of tightened policies and limitations on purchases and loans, and the resulting decrease in demand in the secondary property market compared to the demand in the primary property market, the Group adjusted from secondary property agency services to focus more resources on the expansion and development of primary property agency services. This was implemented in part by slowing down the pace of opening of new outlets. For the year ended 31 December 2018, the number of new outlets opened was 10.

The online property referral and agency services segment acts as a bridge between property developers and other real estate agents. It tends to be used for projects that may have a lower level of market interest where property developers are typically willing to pay a higher commission. Revenue recorded increased from approximately RMB39.5 million for the year ended 31 December 2017 to RMB79.6 million for the year ended 31 December 2018, which was primarily due to the increase in transaction volume from 859 for the year ended 31 December 2017 to 1824 for the year ended 31 December 2018.



## MANAGEMENT DISCUSSION AND ANALYSIS

### Integrated services

The Integrated Services segment refers to the wide range of value-added services provided to customers including property developers, individual customers and companies. These include the Group's *Zhaoshangyi* offering, which assists property developers with primary market development projects that have commercial units identify and approach prospective lessees. The Group also offers the One-stop Service Centre where we provide a variety of value-added services such as rent collection, property repair and maintenance, and design and furnishing. Revenue generated from Integrated Services for the year ended 31 December 2018 decreased by 51.1% to approximately RMB1.1 million compared with RMB2.3 million in 2017.

### *Zhaoshangyi*

The Group's *Zhaoshangyi* business focuses on the leasing of commercial units in primary market development projects. The Group receives a fee based on a multiplier of the monthly rent for commercial units from the property developers. For the year ended 31 December 2018, revenue generated from *Zhaoshangyi* amounted to approximately RMB0.4 million, representing a decrease of approximately 60.5% compared with approximately RMB1.0 million for the year ended 31 December 2017, primarily because the market showed a lower level of interest to the remaining commercial units of the Group's existing projects on hand, which were located in less prime locations.

### One-stop services


The Group's One-stop Service Centre business provides value-added services such as rent collection, property repair and maintenance and design and furnishing services as well as assisting purchasers to obtain ownership certificates and apply for mortgages from banks. These services are primarily targeted towards individual customers. For the year ended 31 December 2018, revenue generated from the One-stop Service Centre services was approximately RMB0.7 million, representing decrease of approximately 43.6% compared with approximately RMB1.3 million for the year ended 31 December 2017, which was primarily due to the Group's lower transaction volume for its secondary market real estate agency services for the year ended 31 December 2018.

### Comparison of business strategies with actual business progress

An analysis comparing the future plans contained in the Prospectus and subsequently revised in the announcement issued dated 8 August 2018 (the "**Announcement**") with the Group's actual business progress since the Listing:

| Business strategies and implementation as stated in the Announcement   | Actual business progress up to 31 December 2018   |
|--|---|
| Expand our secondary market real estate agency services by opening more outlets and employing more sales staff in Guangzhou and continue to expand our primary market real estate agency services by enhancing our relationship with property developers | <p>The Group opened 19 outlets, of which 15 outlets were in Guangzhou and 4 were in other cities in Guangdong.<sup>(1)</sup></p> <p>The Group also hired 412 sales staff, among which 271 were primary real estate sales staff and 141 were secondary real estate sales staff. The Group also hired 22 sales staff for our online property referral and agency service platform<sup>(2)</sup></p> |

# MANAGEMENT DISCUSSION AND ANALYSIS



## Business strategies and implementation as stated in the Announcement

## Actual business progress up to 31 December 2018

|  |  |
|--|--|
|  | <p>Focusing on establishing business relationships with well-known developers who have newly entered the real estate market in the Greater Bay Area while enhancing well-established relationships with primary property developers we have previously partnered with. The Group has set up a business development team comprising three employees as at 31 December 2018, who are responsible for promoting the Group's primary market real estate agency services to property developers and procuring projects from them. They have successfully obtained additional primary property projects by liaising with existing property developers where the Group had existing cooperation, and by establishing new relationships.</p> |
| <p>Further enhance our Group's brand recognition by engaging in various marketing strategies</p>                           | <p>Increase number of followers by launching several series of WeChat posts, running promotional activities on the Group's WeChat public account, etc.</p> <p>Sponsored college contest, established close cooperation with colleges in training programs.</p> <p>Participated in industry events and ranking campaigns for industry players.</p> <p>Produced and distributed merchandise bearing the brand mascot image and enhanced the promotional official website content.</p>  |
| <p>Expand our Integrated Services business segment, in particular our Zhaoshangyi and One-stop Service Centre offering</p> | <p>The Group employed 10 employees for the integrated services business segment during 2018. 51.1% decrease in revenue generated compared with the year ended 31 December 2017 due to market slowdown; the Group has kept and will continue to monitor market conditions and potential cooperation opportunities, and take business actions in due course.</p>   |

### Notes:

1. The Group also closed certain outlets in certain areas that were no longer profitable in response to market conditions. As at 31 December 2018, the number of outlets was 50.
2. Due to the Group's focus on expanding primary market real estate agency services, additional primary property sales staff were hired for direct marketing efforts targeted at property developers. There has been less emphasis on secondary property sales staff as the demand for real estate agency services in the secondary property market has experienced weakened demand. As at 31 December 2018, the number of primary sales staff was 353, the number of secondary sales staff was 314 and the number of online property referral and agency service platform sales staff was 38.

# MANAGEMENT DISCUSSION AND ANALYSIS

## FINANCIAL REVIEW

### Revenue

Revenue for the year ended 31 December 2018 was approximately RMB228.9 million, representing an increase of approximately 37.6% as compared to RMB166.4 million for the year ended 31 December 2017. Such increase was primarily attributable to the expansion of real estate agency business in terms of covered business areas, numbers of projects the Group dealt with, numbers of shops and business partners, with revenue increased to approximately RMB224.6 million, representing an increase of 40.2%

### Employee benefit expenses

Employee benefit expenses increased by 14.7% to approximately RMB101.5 million for the year ended 31 December 2018, compared with RMB88.5 million for the year ended 31 December 2017. The increase was primarily due to the increase in numbers of total employees for the year ended 31 December 2018, and newly hired employees with higher qualifications.

### Operating lease charges

For the year ended 31 December 2018, the Group recorded operating lease charges in respect of office and shop premises of approximately RMB12.1 million, representing an increase of 24.2% from RMB9.7 million for the year ended 31 December 2017. This was primarily due to the increase in numbers of shops for the year ended 31 December 2018 compared to the year ended 31 December 2017.

### Listing expenses

The Group recorded no listing expenses during the year ended 31 December 2018 in relation to the Group's listing on GEM of the Stock Exchange, compared to RMB20.3 million for the year ended 31 December 2017.

### Liquidity and Financial Resources

In 2017, the Group's source of funds was mainly cash generated from financing activities. In 2018, the Group's source of funds was mainly cash generated from operating activities.

As at 31 December 2018, the Group had net current assets of approximately RMB104.2 million (as at 31 December 2017: approximately RMB76.5 million), total assets of approximately RMB178.9 million (as at 31 December 2017: approximately RMB130.9 million) and shareholders' funds of approximately RMB106.3 million (at 31 December 2017: approximately RMB79.4 million).


As at 31 December 2018, the bank and cash balances of the Group amounted to approximately RMB109.8 million (at 31 December 2017: approximately RMB91.2 million).

### Indebtedness and Charge on Assets

The Group did not have any short term borrowings (2017: RMBNil) nor long term borrowing (2017: RMBNil) as at 31 December 2018.

As at 31 December 2018, the gearing ratio of the Group (calculated as total liabilities divided by total assets) was 41% (2017: 39%).

## MANAGEMENT DISCUSSION AND ANALYSIS



### Foreign Exchange Risk

As the Group's sales are denominated in Renminbi, the Group's purchases and expenses are either denominated in Renminbi or Hong Kong dollar, and there are no significant foreign currency borrowings, the Group's currency fluctuation risk is considered insignificant. The Group currently does not have a foreign currency hedging policy. However, the management continuously monitors the foreign exchange risk exposure and will consider hedging significant currency risk exposure should the need arise.

### Interest Rate Risk

The Group's exposure to interest rate risk mainly stemmed from fluctuations of interest rates for the Group's bank balances, as the Group had no bank borrowings as at 31 December 2018.

### Financial key performance indicators

|                   | 2018  | 2017  |
|-------------------|-------|-------|
| Net profit margin | 13.2% | -4.0% |
| Gearing ratio     | 41%   | 39%   |

### Net Profit Margin

The net profit margin increased to 13.2% for the year ended 31 December 2018 as compared to -4.0% for the year ended 31 December 2017. This increase was mainly due to (i) expansion of real estate agency service income; and (ii) lack of listing expenses incurred for the year ended 31 December 2018, while listing expenses of approximately RMB20.3 million was incurred for the year ended 31 December 2017.

### Gearing Ratio

The gearing ratio increased to 41% as at 31 December 2018, as compared to 39% as at 31 December 2017, which was mainly due to the business expansion and the subsequent increase of trade payables.

### Staff and the Group's Remuneration Policy

As at 31 December 2018, the Group had a total of 809 staff (2017: 807 staff).

For details of total employee benefit and directors' emoluments of the Group, please refer to notes 10 and 11 to the consolidated financial statements.

For the details of share option scheme, please refer to "Share Option Scheme" of the Directors' Report of this Annual Report.

The remuneration policies of the Group are formulated based on the Group's operating results, employees' individual performance, working experience, respective responsibility, merit, qualifications and competence, as well as comparable market statistics and state policies. The emolument policies of the Group are reviewed by the management of the Group regularly.

The Company's policies concerning emoluments of Directors are (i) the amount of emoluments is determined on the basis of the relevant Director's experience, responsibility, workload and the time devoted to the Company; and (ii) non-cash benefits may be provided to the Directors under their remuneration package.

## MANAGEMENT DISCUSSION AND ANALYSIS

### Major Investments

For the year ended 31 December 2018, no significant investment was held by the Group. As at the date of this annual report, save for the plans under "Use of Proceeds from the Company's initial public offering", the Group had no future plans for material investments or capital assets.

### Contingent Liabilities

The Group had no material contingent liabilities as at 31 December 2018 (2017: RMBNil).

### Capital Commitments

The Group had approximately RMB0.4 million capital commitments as at 31 December 2018 (2017: RMB0.6 million).

The Group did not acquire or dispose of any major subsidiaries or affiliated companies during the year ended 31 December 2018 (2017: Nil).

## PRINCIPAL RISKS AND UNCERTAINTIES

### **The Group's business is subject to various regulations imposed by the PRC government as the real estate industry as a whole is highly regulated.**


The Group's business is subject to extensive laws, governmental regulations and policies, and the Group is susceptible to policy changes in the PRC property industry. The Group must comply with various requirements mandated by PRC laws and regulations, including the policies and procedures established by local authorities designed to implement such laws and regulations. In addition, the Group is impacted indirectly by laws and regulations designed to influence the wider PRC property sector.

The PRC government exerts considerable influence over the growth and development of the PRC property market through policies and other economic measures, for example, by setting interest rates, controlling the supply of credit by changing bank reserve ratios and implementing lending restrictions, increasing tax and duty on property transfers, and imposing restrictions on foreign investment and currency exchange. Recent government measures along these lines have generally been designed to result in downward pricing pressure on the PRC property market and have impacted the buoyancy of the primary and secondary real estate markets in which the Group operates.

### **Our business is heavily dependent on the state of the real estate market in Guangzhou and elsewhere in the Greater Bay Area.**

The Group is an established real estate agent in Guangzhou and elsewhere in the Greater Bay Area and are heavily dependent on the growth of the real estate market in this area. As one of our business strategies is to strengthen our established position in Guangzhou and elsewhere in the Greater Bay Area, any adverse movements in the supply of, or demand for, properties in this area, or in prices paid for such properties, may have a material adverse effect on our business, results of operations, and financial position. These property markets may be affected by local, regional, national, and global factors, including economic and financial conditions, speculative activities in local markets, the demand for and supply of properties, the availability of alternative investment choices for property buyers, inflation, government policies, interest rates, and the availability of capital. Demand for properties and property prices in Guangzhou and elsewhere in the Greater Bay Area are expected to be affected by macroeconomic control measures implemented by the PRC government from time to time. Further restrictive measures adopted by the PRC government have had, and may continue to have, a dampening effect on property markets in many areas of the PRC, including Guangzhou and elsewhere in the Greater Bay Area. This, in turn, could have a material adverse effect on our business, results of operations, and financial position.

## MANAGEMENT DISCUSSION AND ANALYSIS



### **The Group may fail to implement its strategy to expand its secondary market real estate agency services by opening more outlets and employing more sales staff in Guangzhou.**

The Group has experienced a recent slowdown in the demand for its real estate agency services in the secondary property market in Guangzhou, which the Directors consider to be attributable to the phenomenon that the sales prices per square metre for secondary properties have exceeded primary properties in certain areas of Guangzhou, causing potential buyers to turn to the primary property market. In view of such latest market development, the Group has slowed down its pace of opening of new outlets and employment of additional secondary property sales staff in Guangzhou.

Furthermore, there is no assurance that the Group will be able to find appropriate sites for new outlets or to hire quality real estate agents and other employees to implement this strategy. In addition, the Group competes with other companies that also provide secondary market real estate agency services and will be susceptible to the local market competition dynamics. There is no assurance that the Group will be successful in capturing future business opportunities in the secondary property market or successfully compete against new or existing competitors. Changes in the competitive landscape may result in lowered prices, reduced profitability, or loss of market share. If the Group fails to implement this strategy successfully, its future plans, profitability and growth may be adversely affected.

### **OUTLOOK AND PROSPECTS**

Nationally, looking into 2019, after over two years' of continuous strict government regulatory control, and resulting cooling of the property market, it is expected that there will be a structural adjustment of real estate policies, moderately loosening of administrative control of first-and second-tier cities, and a modestly improved financing environment.

Locally, in February 2019, the Central Committee of the Communist Party of China (CPC) and the State Council unveiled the outline development plan for the Greater Bay Area, aiming to develop the region into "a role model of high-quality development". According to the plan, the Greater Bay Area will be turned into a vibrant world-class city cluster, a globally influential international innovation and technology hub, an important support pillar for the Belt and Road Initiative, a showcase for in-depth cooperation between the mainland and Hong Kong and Macao, and a quality living circle for living, working and traveling.

The Group expects vibrant economies, strong ability to attract population and concentration of wealthy individuals in the Greater Bay Area. As such, in 2019 and the future, the Group will continually focus on business development in the Greater Bay Area, in cities where the Group has already successfully entered and been developing, and continue to focus on the comprehensive property consultancy and sales agency service as its main business while remaining cautious in relation to market volatility and changes.

The Group will endeavor to continue its cooperation with property developers and new potential business partners, strive to optimize its business flow, reserve sufficient resources to create strong synergies among different segments, and actively capture the available growth opportunities. It is expected that the Group will continue to generate stable income and growth, as it advances steadily towards the goal of becoming a leading real estate agency brand in the Greater Bay Area.

## BIOGRAPHICAL DETAILS OF THE DIRECTORS AND SENIOR MANAGEMENT

### DIRECTORS

Our Board currently consists of eight Directors, comprising three executive Directors, one non-executive Director and four independent non-executive Directors:

| Name                                       | Age | Date of appointment as Director | Date of joining our Group | Roles and responsibilities  | Relationship with other Directors and senior management |
|--|-----|---------------------------------|---------------------------|---|---|
| <b>Executive Directors</b>                 |     |                                 |                           |   |   |
| RONG Haiming (容海明)                         | 42  | 16 February 2017                | January 2016              | Providing strategic plans and general management of our Group   | none  |
| YI Ruofeng (易若峰)                           | 41  | 16 February 2017                | January 2016              | Overseeing the daily operations, administrative, and finance matters of our Group                             | none  |
| TSE Lai Wa (謝麗華)                           | 63  | 16 February 2017                | April 1997                | Providing strategic plans and overseeing matters relating to our secondary market real estate agency services | none  |
| <b>Non-executive Director</b>              |     |                                 |                           |   |   |
| FONG Ming (方明)                             | 53  | 16 February 2017                | March 1997                | Providing strategic advice to our Group   | none  |
| <b>Independent non-executive Directors</b> |     |                                 |                           |   |   |
| LEUNG Wai Hung (梁偉雄)                       | 51  | 23 October 2017                 | 23 October 2017           | Supervising and providing independent judgement to our Board  | none  |
| LIAO Junping (廖俊平)                         | 56  | 23 October 2017                 | 23 October 2017           | Supervising and providing independent judgement to our Board  | none  |
| TIAN Qiusheng (田秋生)                        | 63  | 23 October 2017                 | 23 October 2017           | Supervising and providing independent judgement to our Board  | none  |
| DU Chenhua (杜稱華)                           | 49  | 23 October 2017                 | 23 October 2017           | Supervising and providing independent judgement to our Board  | none  |

## BIOGRAPHICAL DETAILS OF THE DIRECTORS AND SENIOR MANAGEMENT

### Executive Directors

**Ms. RONG Haiming (容海明) (“Ms. Rong”)**, aged 42, is our chief executive officer and was appointed as our executive Director on 16 February 2017 and is primarily responsible for strategic planning and general management of our Group.

In August 1999, Ms. Rong joined the Fineland Group (Fineland Group Holdings Limited, formerly known as Fineland Real Estate Holdings Company Limited, and its subsidiaries, being our parent group) as a deputy manager in the marketing and sales management department and was promoted to the manager and general manager of the same department in January 2004 and May 2005 respectively. She stayed with the same department until December 2009 and throughout such period she was mainly responsible for planning of sales and marketing. In between December 2009 and June 2010, Ms. Rong was the general manager of the commercial property management department of the Fineland Group and was mainly responsible for property management. Ms. Rong was given the title of vice-president of the Fineland Group in June 2010 and subsequently the title of director of the Fineland Group in November 2014, and held such title until December 2015, throughout which she was mainly responsible for the strategic planning and general management of the Fineland Group. In January 2016, Ms. Rong joined Guangzhou Fineland Property Consultancy as a general manager, being primarily responsible for providing strategic advice, overseeing the management and administration of the company, and has held the same position since then. Ms. Rong is also currently a director of Fineland Real Estate.

Ms. Rong obtained her bachelor’s degree in marketing from Sun Yat-Sen University in the PRC in June 1999 and her master’s degree in corporate management from the Sun Yat-Sen University in the PRC in December 2007.

**Mr. YI Ruofeng (易若峰) (“Mr. Yi”)**, aged 41, was appointed as our executive Director on 16 February 2017 and is primarily responsible for overseeing the daily operations, administration and finance matters of our Group.

From July 1999 to April 2007, Mr. Yi worked at Guangdong Yangcheng Certified Public Accountants Company Limited, his last position held was a business manager and was responsible for handling audit work. Mr. Yi joined the Fineland Group in April 2007 as the deputy general manager of the audit centre of the Fineland Group and was mainly responsible for handling audit work. He was subsequently promoted to the position of deputy general manager of the regulatory and audit monitoring control centre of the Fineland Group in June 2010, a position he held until December 2015, and he was responsible for handling compliance and audit work of the company. In January 2016, Mr. Yi joined Guangzhou Fineland Property Consultancy as a deputy general manager, being primarily responsible for overseeing the daily operations, administration and finance of the company.

Mr. Yi obtained his bachelor’s degree in Finance from Jinan University in the PRC in June 1999. He has been a registered accountant of the Ministry of Finance of the PRC since December 2002, obtained the Intermediate Accounting Certification from the Ministry of Finance of the PRC in May 2005 and was admitted as a registered accountant of CPA Australia in November 2015.

**Ms. TSE Lai Wa (謝麗華) (“Ms. Tse”)**, aged 63, was appointed as an executive Director on 16 February 2017. She joined our Group in April 1997 as a director of Guangzhou Fineland Property Consultancy, a position which she has been holding since then and has been responsible for providing strategic plans and overseeing matters relating to our secondary market real estate agency services.

Prior to joining our Group, Ms. Tse worked as an administrative manager in Nanfang Hospital\* (南方醫科大學南方醫院) from October 1976 to October 1992, primarily responsible for daily administrative and logistics management. From March 1996 to March 1997, Ms. Tse worked as a manager of the Fineland Group, and was mainly responsible for administrative work.



## BIOGRAPHICAL DETAILS OF THE DIRECTORS AND SENIOR MANAGEMENT

Ms. Tse completed an intensive course on executive masters in business administration from the Hong Kong Sino-Australia Management College in June 2001.

### Non-executive Director

**Mr. FONG Ming (方明) (“Mr. Fong”)**, aged 53, is our chairman and was appointed as our non-executive Director on 16 February 2017. He is one of the founders of our Group and one of our Controlling Shareholders. Mr. Fong is primarily responsible for providing strategic advice to our Group.

Mr. Fong has approximately 20 years of experience in property development, property consultancy and business management. He was the chairman and general manager of Guangzhou Fineland Enterprises Company Limited\* (廣州方圓企業有限公司) and Guangzhou Fineland Real Estate Development Company Limited\* (廣州市方圓房地產發展有限公司) from 1994 to 1997, in which he was primarily responsible for overseeing the management of the companies. He was also the chairman and president of Guangdong Fineland Group Co., Ltd\* (廣東方圓集團有限公司) from 1997 to 2006 in which he was primarily responsible for overseeing the operations of the company. Since 2006, he has been the chairman and the president of the Fineland Group and has been primarily responsible for making investment decisions, providing overall strategic planning and supervising property development projects of the Fineland Group.

Mr. Fong obtained his bachelor’s degree in law from the Sun Yat-Sen University in the PRC in July 1987 and was qualified as a lawyer by Department of Justice in the Guangdong Province in April 2007.

### Independent non-executive Directors

**Mr. LEUNG Wai Hung (梁偉雄) (“Mr. Leung”)**, aged 51, was appointed as our independent non-executive Director on 23 October 2017 and is primarily responsible for supervising and providing independent judgment to our Board. Mr. Leung is also the chairman of our audit committee and a member of our remuneration committee.

Mr. Leung has more than 20 years working experience in various listed companies in Hong Kong mainly engaged in property development including Cheung Kong (Holdings) Limited (now known as CK Hutchison Holdings Limited) (stock code: 001). Mr. Leung has much experience in real estate investment trust (“REIT”). He participated in the IPO setup of the first private sector REIT, Prosperity REIT (stock code: 808) in Hong Kong in 2005 and worked for the manager of Fortune REIT (stock code: 778) as a Finance Director from 2011 to 2012. Fortune REIT was dually listed in both Hong Kong and Singapore. Other than property development, he has also worked as the financial controller of Shougang Concord International Enterprises Company Limited (stock code: 697) (“SCIECL”) from 2013 to 2018. SCIECL is a state-owned enterprise and a member of Shougang Group Co., Ltd, one of the top 10 steel producers in the world.

Mr. Leung also has extensive financial knowledge in initial public offering, merger and acquisition as well as fund raising and is familiar with the business environment of both Hong Kong and the Mainland China.

Mr. Leung is currently the financial controller of Crown International Corporation Limited (stock code: 727) and an independent non-executive director of Beaver Group (Holding) Company Limited (stock code: 8275).

Mr. Leung holds a Bachelor Degree of Business Administration from the Chinese University of Hong Kong. He is a fellow member of the Association of Chartered Certified Accountants and a member of the Hong Kong Institute of Certified Public Accountants.

## BIOGRAPHICAL DETAILS OF THE DIRECTORS AND SENIOR MANAGEMENT

**Dr. LIAO Junping (廖俊平) (“Dr. Liao”)**, aged 56, was appointed as our independent non-executive Director on 23 October 2017 and is primarily responsible for supervising and providing independent judgement to our Board. Dr. Liao is also a member of our nomination committee.

Dr. Liao has more than 33 years of experiences in providing property-related tertiary education. From July 1983 to November 1984, Dr. Liao was a supervision engineer in the infrastructure department of Wuhan Urban Construction Institute\* (武漢城市建設學院) and was responsible for overseeing building projects. From December 1984 to October 1992, Dr. Liao was a teacher in the urban management department of Wuhan Urban Construction Institute and participated in founding the urban management and real estate management tertiary education courses of the institute. From October 1992 to May 1995, Dr. Liao was a lecturer in the construction management department of Wuhan Urban Construction Institute. From May 1995 to April 1998, Dr. Liao was a lecturer and then associate professor of the property operations and management courses in the department of economics in Lingnan (University) College, Sun Yat-Sen University\* (中山大學嶺南學院). From April 1998 to January 2002, Dr. Liao was an associate professor and deputy head of the business management department of Lingnan (University) College, Sun Yat-Sen University. Since January 2002, Dr. Liao has been serving as an associate professor and afterward, a professor in the business management department of Lingnan (University) College, Sun Yat-Sen University. He is also currently the director of the Centre of Real Estate Studies in Lingnan (University) College, Sun Yat-Sen University.

Dr. Liao is also currently the vice-president of the China Institute of Real Estate Appraisers and Agents\* (中國房地產估價師與房地產經紀人學會), the founding member of the China Association of Real Estate Academicians\* (中國高等院校房地產學者聯誼會), the founding president of the Guangzhou Association of Real Estate Agents\* (廣州市房地產中介協會), the founding member of the council of directors of the Global Chinese Real Estate Congress\* (世界華人不動產學會), the chairman of the Sun Yat-Sen University Branch of China Democratic National Construction Association\* (民建中山大學支部), a member of the National Property Development and Management for Tertiary Education Institutes Committee (全國高等學校房地產開發與管理和物業管理學科專業指導委員會), and a member of the Twelfth Guangdong Provincial Committee of the Chinese People’s Political Consultative Conference. Dr. Liao had previously served as the president of the Guangzhou Real Estate Appraisal Association\* (廣州市房地產評估專業人員協會) in between 2004 and 2010.

Dr. Liao obtained his bachelor’s degree in civil engineering from Zhejiang University\* (浙江大學) in 1983, his master’s degree in engineering management from Tongji University in July 1989, and his doctorate degree in world economics from Lingnan (University) College, Sun Yat-Sen University in June 2007. Dr. Liao was certified as a certified real estate appraiser in September 1994.

**Mr. TIAN Qiusheng (田秋生) (“Mr. Tian”)**, aged 63, was appointed as our independent non-executive Director on 23 October 2017 and is primarily responsible for supervising and providing independent judgement to our Board. Mr. Tian is also the chairman of our remuneration committee and a member of our audit committee and nomination committee.

Mr. Tian has more than 24 years of experiences in providing business and finance related tertiary education. From July 1982 to July 2005, Mr. Tian held different positions in the business and business administration department of Lanzhou University, including being the deputy head of the department. Since July 2005, Mr. Tian has held various positions in South China University of Technology, including being the deputy head of the economics and trade department, the general manager of the finance department, and the director of the regional business research centre of the university.

## BIOGRAPHICAL DETAILS OF THE DIRECTORS AND SENIOR MANAGEMENT

Mr. Tian is also a member of the China International Finance Society, a guest economist of the National Bureau of Statistics for China's economic climate survey, a member of the National Higher Education Self-educated Examination Steering Committee, a member of the Academic Committee under "Shenzhen University Chinese Special Economic Zone Research Center", the key research base of humanity, society and science of the Ministry of Education, a member of the Academic Committee under the Guangdong Industry Financial Research Institute, a member of the Academic Committee under the Guangdong Finance Institute, a member of the Academic Committee under the Guangdong Regional Financial Policy Research Center, the director of the Academic Committee under the Guangdong Industry Research Institute, a member of the Teaching Steering Committee of the National Economics Management Experimental Teaching Demonstrative Center (Zhongshan University), a vice president of the Guangdong Financial Think-tank Federation, a financial consultant for Guangdong province, an expert member of the Decision-making and Advisory Committee of the Guangdong People's Government, and a counselor of the Guangdong People's Government.

Mr. Tian is also currently an independent non-executive Director of Wanlian Securities Shares Limited\* (萬聯證券股份有限公司) and Zhuhai Port Holdings Group Limited, a company listed on the Shenzhen Stock Exchange (stock code: 507).

Mr. Tian obtained his bachelor's degree in Economics from the Lanzhou University in June 1982 and his doctorate degree in Economics from the Northwest University in the PRC\* (西北大學) in June 2001.

**Mr. DU Chenhua (杜稱華) ("Mr. Du")**, aged 49, was appointed as our independent non-executive Director on 23 October 2017 and is primarily responsible for supervising and providing independent judgement to our Board. Mr. Du is also a member of our audit committee.

Previously, from February 1997 to December 2003, Mr. Du was the manager of the legal department of Guangdong Guangkong Group Limited\* (廣東廣控集團有限公司) which was then a wholly-owned subsidiary of China Guangfa Bank. From January 2004 to December 2014, Mr. Du was a senior partner of Guangdong Guardian Law Firm and was mainly responsible for providing legal services. Since February 2015, Mr. Du has been a director of Guangdong Yingdu Law Firm\* (廣東瀛杜律師事務所).

Mr. Du is currently the deputy general manager of the Guangzhou Law Society Civil Law Committee\* (廣州市法學會民法專業委員會), a manager of the Guangzhou Law Society Distressed Assets Committee\* (廣州市律師協會不良資產專業委員會), a representative of the Guangdong Province Lawyer's Congress\* (廣東省律師代表大會), and a committee member of the Guangzhou Arbitration Commission.

Mr. Du obtained his bachelor's degree in law from Wuhan Institute of Water Transportation\* (武漢水運工程學院) in June 1992, his bachelor's degree in finance from the Nanjing University International Business School in July 1996, his master's degree in law from Jinan University in June 2002, and his doctorate degree in law from Wuhan University in December 2012. Mr. Du was qualified as a lawyer by the Department of Justice in the Guangdong Province in April 2015.

## BIOGRAPHICAL DETAILS OF THE DIRECTORS AND SENIOR MANAGEMENT

### Disclosure required under Rule 17.50(2) of the GEM Listing Rules

Save as disclosed in this section, each of our Directors confirms with respect to him/her that: (a) he/she has not held directorships in the last three years in other public companies the securities of which are listed on any securities market in Hong Kong or overseas; (b) he/she did not hold other positions in our Company or other members of our Group; (c) he/she did not have any relationship with any other Directors, senior management, substantial shareholder or Controlling Shareholder of our Company; (d) he/she does not have any interests in our Shares within the meaning of Part XV of the SFO, save as disclosed in “Appendix IV — Statutory and General Information — C. Further Information about our Directors and substantial Shareholders — 1. Interests and short positions of Directors and the chief executives of our Company in the Shares, underlying Shares or debentures of our Company and its associated corporations” in the Prospectus; (e) he/she does not have any interest in any business which competes or is likely to compete, directly or indirectly, with us, which is discloseable under GEM Listing Rules; and (f) to the best of the knowledge, information and belief of our Directors having made all reasonable enquiries, there was no additional information relating to our Directors or senior management that was required to be disclosed pursuant to Rule 17.50(2) of the GEM Listing Rules and no other matter with respect to their appointments that needed to be brought to the attention of our Shareholders.

### SENIOR MANAGEMENT

The following table set forth the information concerning our senior management:

| Name               | Age | Position               | Date of appointment of current position | Date of joining our Group | Roles and responsibilities         | Relationship with others Directors and senior management |
|--------------------|-----|------------------------|---|---------------------------|------------------------------------|--|
| XU Peng (徐鵬)       | 39  | deputy general manager | January 2016                            | January 2016              | Sales and marketing of properties  | none   |
| ZHU Xiaoming (朱曉明) | 34  | deputy general manager | January 2016                            | March 2012                | Sales of primary property projects | none   |

**Mr. XU Peng (徐鵬) (“Mr. Xu”)**, aged 39, joined our Group in January 2016 as a deputy general manager and is currently primarily responsible for the sales of first-hand property projects of our Group.

Prior to joining our Group, Mr. Xu was a sales director at Guangdong Nonghao Group Yantang Property Development Limited\* (廣東農壘集團燕塘地產開發公司) in between July 2001 and March 2007, and was primarily responsible for sales. In between March 2007 and May 2009, Mr. Xu was a deputy sales director at Guangzhou Qintian Property Group Limited\* (廣州市勤天地產集團有限公司), and was primarily responsible for sales. In between May 2009 and March 2010, Mr. Xu was a deputy general manager at Guangzhou Jiuru Real Estate Consultancy Limited\* (廣州九如房地產諮詢有限公司), and was responsible for providing real estate consultancy services. In between March 2010 and March 2011, Mr. Xu was a project director at Guangzhou WorldUnion Property Consultancy Company Limited\* (廣州市世聯房地產諮詢有限公司), and was primarily responsible for sales. In between March 2011 and July 2011, Mr. Xu was a sales director at Cinese Group\* (富盈地產集團), and was primarily responsible for sales. From August 2011 to December 2015, Mr. Xu worked for the Fineland Group as a senior manager of the marketing department and was mainly responsible for the sales and marketing of properties.

Mr. Xu obtained his bachelor’s degree in real estate operations and management from Huazhong University of Science and Technology in June 2001 and his master’s degree in law from Sun Yat-Sen University in June 2006.

## BIOGRAPHICAL DETAILS OF THE DIRECTORS AND SENIOR MANAGEMENT

**Ms. ZHU Xiaoming (朱曉明) (“Ms. Zhu”)**, aged 34, joined our Group in March 2012 as a manager of the primary property sales department of Guangzhou Fineland Property Consultancy and was primarily responsible for project management and sales, and was eventually promoted to be the deputy general manager of Guangzhou Fineland Property Consultancy in January 2016. Ms. Zhu is currently primarily responsible for the sales of primary property projects of our Group.

Prior to joining our Group, Ms. Zhu was a senior planning manager at Jingboheng Property Consultancy Limited\* (景博行地產諮詢有限公司) in between January 2005 and March 2011, and was primarily responsible for sales planning. In between April 2011 and March 2012, Ms. Zhu worked for Guangdong Chuanghong Investment Company Limited\* (廣東創鴻投資有限公司) and Guangzhou Wanye Property Development Company Limited\* (廣州萬業房地產開發有限公司), and was primarily responsible for sales planning.

Ms. Zhu completed a higher education course in journalism from Sun Yat-Sen University in January 2013.

Mr. XU Peng and Ms. ZHU Xiaoming do not have any current or past directorships in any listed companies.

In April 2018, **Mr. DENG Haozhi (鄧浩志) (“Mr. Deng”)** resigned as the deputy general manager of Guangzhou Fineland Property Consultancy in April 2018 due to work changes.

### COMPANY SECRETARY

**Mr. TSO Ping Cheong, Brian (曹炳昌) (“Mr. Tso”)**, aged 39, joined our Group on 21 March 2017 as our company secretary.

Mr. Tso is currently a director of a corporate services company and the sole proprietor of an accounting firm. Mr. Tso has over 15 years of accounting and financial experience. Mr. Tso was admitted as a member of the Hong Kong Institute of Certified Public Accountants in September 2008, a fellow of the Hong Kong Institute of Certified Public Accountants in October 2015, a fellow of the Association of Chartered Certified Accountants in October 2011, an associate of The Hong Kong Institute of Chartered Secretaries in January 2014, a fellow of The Hong Kong Institute of Chartered Secretaries in November 2015, an associate of The Institute of Chartered Secretaries and Administrators in January 2014 and a fellow of the Institute of Chartered Secretaries and Administrators in November 2015.

Mr. Tso obtained his bachelor’s degree in accountancy in November 2003 and master’s degree in corporate governance in October 2013 from the Hong Kong Polytechnic University.

### BOARD COMMITTEES

#### Audit Committee

Our Company has established an audit committee on 23 October 2017 with written terms of reference in compliance with Rules 5.28 of the GEM Listing Rules. The primary duties of the audit committee are, among other things, to review and supervise the financial reporting process and internal control system of the Group. The audit committee has three members comprising Mr. LEUNG Wai Hung, Mr. TIAN Qiusheng and Mr. DU Chenhua, of whom Mr. LEUNG Wai Hung has been appointed as the chairman of the audit committee.

## BIOGRAPHICAL DETAILS OF THE DIRECTORS AND SENIOR MANAGEMENT

### Remuneration Committee

Our Company has established a remuneration committee on 23 October 2017 with written terms of reference in compliance with Rules 5.34 of the GEM Listing Rules. The remuneration committee has three members comprising Mr. YI Ruofeng, Mr. LEUNG Wai Hung and Mr. TIAN Qiusheng, of whom Mr. TIAN Qiusheng has been appointed as the chairman of the remuneration committee. The primary duties of the remuneration committee are, amongst other things, to review and determine the terms of remuneration packages, bonuses and other compensation payable to the Directors and senior management and to make recommendation to the Board on the Group's policy and structure for all remuneration of the Directors and senior management.

### Nomination Committee

Our Company has established a nomination committee on 23 October 2017 with written terms of reference in compliance with the Corporate Governance Code in Appendix 15 to the GEM Listing Rules. The nomination committee has three members comprising Ms. RONG Haiming, Mr. LIAO Junping and Mr. TIAN Qiusheng, of whom Ms. RONG Haiming has been appointed as the chairman of the nomination committee. The nomination committee is mainly responsible for reviewing the structure, size, composition and diversity of the Board and make recommendations to the Board on the appointment of our Directors and management of Board succession.

### COMPLIANCE OFFICER

Mr. YI Ruofeng was appointed as the compliance officer pursuant to the requirements under Rule 5.19 of the GEM Listing Rules of our Company on 16 March 2017. Please refer to the paragraph headed "Executive Directors" of this section for details of the qualification and experience of Mr. YI Ruofeng.

### REMUNERATION OF DIRECTORS AND SENIOR MANAGEMENT

During the year ended 31 December 2018, total remuneration (including salaries and bonus, allowances, and pension costs) paid by us to our Directors amounted to approximately RMB3.0 million (2017: RMB1.9 million).

Out of the five highest paid individuals, total remuneration (including salaries and bonus, and pension costs) paid to the four (2017: three) non-director, highest paid individuals of our Group during the year amounted to approximately RMB5.4 million (2017: RMB3.0 million).

We did not pay to our Directors or senior management any inducement fees to join us or as compensation for loss of office for each of the years ended 31 December 2018 and 2017. Furthermore, none of our Directors waived any compensation for the same period.

### REMUNERATION POLICY

Our Directors and senior management receive compensation in the form of directors' fees, salaries, benefits in kind and/or discretionary bonuses with reference to those paid by comparable companies, time commitment and the performance of our Group. Our Group also reimburses our Directors and senior management for expenses which are necessarily and reasonably incurred for the provision of services to our Group or executing their functions in relation to the operations of our Group. We regularly review and determine the remuneration and compensation packages of our Directors and senior management, by reference to, among other things, market level of remuneration and compensation paid by comparable companies, the respective responsibilities of our Directors and the performance of our Group.

## BIOGRAPHICAL DETAILS OF THE DIRECTORS AND SENIOR MANAGEMENT


### COMPLIANCE ADVISER

We have appointed RaffAello Capital Limited as our compliance adviser in accordance with Rule 6A.19 of the GEM Listing Rules to provide us with services including providing guidance and advice in connection with compliance with requirements under the GEM Listing Rules. The term of appointment commenced on 15 November 2017 (the “**Listing Date**”) and shall end on the publication date of our financial results for the second full financial year after the Listing in compliance with Rule 18.03 of the GEM Listing Rules. Our Company will pay to RaffAello Capital Limited an agreed fee for its provision of services with the scope required under the GEM Listing Rules.

Pursuant to Rule 6A.23 of the GEM Listing Rules, we will consult with and, if necessary, seek advice from the compliance adviser in the following circumstances:

- (i) before the publication of any regulatory announcement, circular or financial report;
- (ii) where a transaction, which might be a notifiable or connected transaction, is contemplated, including share issues or share repurchase;
- (iii) where we propose to use the net proceeds from the Share Offer in a manner different from that detailed in the Prospectus or where our business activities, developments or results deviate from any forecast, estimate, or other information in the Prospectus; and
- (iv) where the Stock Exchange makes an inquiry to our Company concerning unusual movements in the price and trading volume of our shares and/or any other matters.

## CORPORATE GOVERNANCE REPORT



### Corporate Governance Report

The Company is committed to promoting high standards of corporate governance through its continuous effort in improving its corporate governance practices and process. The Board believes that sound and reasonable corporate governance practices are essential for sustainable growth of the Group and for safeguarding the interests and the Group's assets.

The Board has reviewed the Group's corporate governance practices and is satisfied that, for the year ended 31 December 2018, the Company had complied with all the code provisions set out in the Appendix 15 Corporate Governance Code and Corporate Governance Report (the "CG Code") of the GEM Listing Rules.

### Model Code for Directors' Securities Transactions

The Company has adopted the code of conduct for securities transactions by directors on terms equivalent to the Rules 5.48 to 5.67 of the GEM Listing Rules (the "Model Code"). The Company had made specific enquiries with written guidelines in relation to the Model Code to all Directors and all Directors have confirmed that they complied with the required standards set out in the Model Code for the year ended 31 December 2018.

### The Board

During the year ended 31 December 2018, the Board comprised the following Directors:

#### Executive Directors

Ms. RONG Haiming (*Chief Executive Officer*)

Mr. YI Ruofeng

Ms. TSE Lai Wa

#### Non-executive Director

Mr. FONG Ming (*Chairman*)

#### Independent Non-executive Directors

Mr. LEUNG Wai Hung

Mr. LIAO Junping

Mr. TIAN Qiusheng

Mr. DU Chenhua

The overall management of the Company's business is vested in the Board, which assumes the responsibility for leadership and control of the Company and the Directors are collectively responsible for promoting the success of the Company by directing and supervising the Company's affairs and overseeing the achievement of strategic plans to enhance shareholders' value.

Generally, the Board is responsible for all major aspects of the affairs of the Company, including:

- formulation of overall strategies and review of its financial performance and results and the risk management and internal control systems;



## CORPORATE GOVERNANCE REPORT

- policies relating to key business and financial objectives of the Company;
- material transactions, including acquisition, investment, disposal of assets or capital expenditure;
- appointment, removal or reappointment of Board members and auditors;
- communication with key stakeholders, including shareholders and regulatory bodies; and
- recommendation to shareholders on final dividend and the declaration of any interim dividends.

The Board is responsible for maintaining proper accounting records so as to enable the Directors to monitor and disclose with reasonable accuracy the financial position of the Group. The Board updates Shareholders on the operations and financial position of the Group through quarterly, interim and annual results announcements as well as the publication of timely reports and announcements of other matters as prescribed by the relevant laws, rules and regulations.

Directors are also provided with access to independent professional advice, where necessary, in carrying out their obligations as Directors, at the expense of the Company. All Directors, including Independent non-executive Directors assume the responsibilities to the Shareholders for the well-being and success of the Company. They are aware of their duties to act in good faith and in the best interests of the Company.

The non-executive Directors (including the Independent non-executive Directors), advise the Company on strategic and critical matters. The Board considers that each non-executive Director brings his own senior level of experience and expertise to the constructive functioning of the Board. To this end, regular informal meetings are held between the Executive Directors and non-executive Directors. The Chairman held meetings with the non-executive Directors at least annually without presence of the Executive Directors to evaluate the functioning of the Board.


Each Independent non-executive Directors has confirmed, in accordance with the guidelines for assessing independence set out in the GEM Listing Rules that he is independent of the Company and the Company also considers that all of them are independent.

Each of the executive Directors, including non-executive Director, has entered into a service contract or has signed a letter of appointment with the Company for an initial term of three years commencing from the Listing Date until terminated by either party giving not less than six months' written notice to the other expiring at the end of the initial term of their appointment or any time thereafter. The appointments are subject to the provisions of the Articles of Association of the Company with regard to vacation of office of Directors, removal and retirement by rotation of Directors.

The Executive Directors of the Company have the responsibility to oversee and monitor the operation of specific business areas and to implement the strategies and policies set by the Board and the day-to-day management of the Company is delegated to the management.

There is no relationship (including financial, business, family or other material/relevant relationship) between any members of the Board.

## CORPORATE GOVERNANCE REPORT



### The Board Committees

For the formation and responsibilities of the Board Committee, please refer to pages 21 to 24 of this Annual Report.

#### Remuneration Committee (the "RC")

The primary duties of the RC are to establish and review the policy and structure of the remuneration of our Directors and senior management, and make recommendation on employee benefit arrangement to the Board.

The RC reviews and approves the remuneration of Directors with reference to the Board's corporate goal and objectives. To minimise any conflict of interest, any member who is interested in any given proposed motion is required to abstain from voting on such motion. The RC was set up on 23 October 2017 with written terms of references to oversee the remuneration policy and structure for all Directors and senior management. The RC is formed by two independent non-executive directors, one executive director, and chaired by an independent non-executive Director. The RC had 1 meeting during the year ended 31 December 2018, the attendance of each member is set out as follows:

| Name of members of Remuneration Committee   | Number of meetings attended in the financial year ended 31 December 2018 |
|---|--|
| Mr. TIAN Qiusheng ( <i>Chairman of RC</i> ) | 1/1  |
| Mr. LEUNG Wai Hung                          | 1/1  |
| Mr. YI Ruofeng                              | 1/1  |

#### Nomination Committee (the "NC")

The NC was set up on 23 October 2017 with written terms of reference which were revised and adopted on 15 February 2019 to review the structure, size and composition (including but not limited to the gender, skills, knowledge and experience) of the Board and make recommendations on any proposed changes to the Board to complement the Company's corporate strategy. When identifying suitable director candidates and making recommendations to the Board, the NC will consider factors such as a mix to promote diversity of background and experience on the Board, competency, business, technical, or specialised skills, and commitment and willingness to serve. The NC comprises two independent non-executive directors, one executive director, and chaired by an executive Director. The NC had 1 meeting during the year ended 31 December 2018, the attendance of each member is set out as follows:

| Name of members of Nomination Committee    | Number of meetings attended in the financial year ended 31 December 2018 |
|--|--|
| Ms. RONG Haiming ( <i>Chairman of NC</i> ) | 1/1  |
| Mr. LIAO Junping                           | 1/1  |
| Mr. TIAN Qiusheng                          | 1/1  |

## CORPORATE GOVERNANCE REPORT

### Audit Committee (the "AC")

The AC was set up on 23 October 2017 with written terms of reference which were revised and adopted on 15 February 2019 in compliance with Rules 5.28 and 5.29 of the GEM Listing Rules. The written terms of reference of our AC was adopted in compliance with paragraphs C3.3 and C3.7 of the CG Code. The primary duties of the AC are, among other things, to make recommendations to our Board on the appointment, reappointment and removal of external auditor, review the financial information, oversee our financial reporting process, risk management and internal control procedures, risk management systems and audit process and perform other duties and responsibilities assigned by our Board. The AC comprises all independent non-executive directors and chaired by an independent non-executive Director. The AC had 4 meetings during the year ended 31 December 2018, the attendance of each member is set out as follows:

| Name of members of Audit Committee           | Number of meetings attended in the financial year ended 31 December 2018 |
|--|--|
| Mr. LEUNG Wai Hung ( <i>Chairman of AC</i> ) | 4/4  |
| Mr. TIAN Qiusheng                            | 4/4  |
| Mr. DU Chenhua                               | 4/4  |

Mr. LEUNG Wai Hung is a fellow member of Association of Chartered Certified Accountants and also a member of the Certified Public Accountant of Hong Kong Institute of Certified Public Accountants, and he possesses extensive experience in finance and accounting.

### Board Diversity Policy

The Company recognises and embraces the benefits of having a diverse Board to enhance the quality of its performance. With a view to achieving a sustainable and balanced development, the Company sees increasing diversity at the Board level as an essential element in supporting the attainment of its strategic objectives and its sustainable development. All Board appointments will be based on meritocracy, and candidates will be considered against appropriate criteria, having due regard for the benefits of diversity on the Board. The board diversity policy (the "Policy") adopted aims to set out the approach to achieve diversity on the Board. A summary of the Policy is set out below:

#### Measurable Objectives and Implementation


Selection of candidates will be based on a range of diversity perspectives, including but not limited to gender, age, cultural and educational background, ethnicity, professional experience, skills, knowledge and length of service. The ultimate decision will be based on merit and contribution that the selected candidates will bring to the Board.

#### Monitoring and Reporting

The NC will report annually, in this annual report, on the Board's composition under diversified perspectives, and monitor the implementation of this Policy.

During the year ended 31 December 2018, the NC held one meeting to review the Board's composition, and was of the opinion that the Board consisted of members with different gender, age, cultural and educational background, professional experience, skills and knowledge. All executive Directors possess extensive and diversified experience in management, finance and real estate agency industry-related experience. The Independent non-executive Directors possess professional knowledge in corporate finance and accountancy, legal, and real estate business management. Further details of the Directors are set out in the section headed "Biographical Details of the Directors and Senior Management" in this report.

## CORPORATE GOVERNANCE REPORT



### Review of this Policy

The NC will review this Policy, as appropriate, to ensure the effectiveness of the Policy. The NC will discuss any revisions that may be required, and recommend any such revisions to the Board for consideration and approval.

### Nomination Policy

The Company has adopted a nomination policy on 15 February 2019, which establishes written guidelines for the nomination committee to identify individuals suitably qualified to become Board members and to make recommendations to the Board on the selection of individuals nominated for directorships with reference to the formulated criteria. The Board is ultimately responsible for selection and appointment of new Directors. The Board, through the delegation of its authority to the nomination committee, has used its best efforts to ensure that Directors appointed to the Board possess the relevant background, experience and knowledge in business, finance and management skills critical to the Group's business to enable the Board to make sound and well-considered decisions. Collectively, they have competencies in areas which are relevant and valuable to the Group.

### Dividend Policy

The Company has adopted a dividend policy (the "Dividend Policy") with effect from 15 February 2019. In deciding whether to propose a dividend and in determining the dividend amount, the Board shall take into account, among other things, the following factors:

- (a) the Company's current and future operations, actual and expected financial performance;
- (b) any corporate development plans;
- (c) the Group's liquidity position, working capital and capital expenditure requirements and future expected capital needs;
- (d) the level of the Group's debt to equity ratio, return on equity and the relevant financial covenants;
- (e) any restrictions on payments of dividends that may be imposed by the Group's lenders or other third parties;
- (f) retained earnings and distributable reserves of the Company and each of the members of the Group;
- (g) general economic conditions, the business cycle of the Group's business and other internal and external factors that may have an impact on the business or financial performance and position of the Company; and
- (h) any other factor that the Board deems appropriate and relevant.

The payment of dividend is also subject to any restrictions under the Companies Law of the Cayman Islands and any other applicable laws, rule and regulations and amended and restated memorandum and Articles of Association of the Company.

## CORPORATE GOVERNANCE REPORT

### Board Composition and Board and Committee Meetings

#### Practices and Conduct of Meetings

Provision A.1.1 of the CG Code prescribes that at least four regular Board meetings should be held in each year at approximately quarterly intervals with active participation of majority of directors, either in person or through other electronic means of communication. Since the listing of the Company on GEM on 15 November 2017, the Board adopted the practice to meet four times a year at approximately quarterly intervals with notice given to the Directors at least 14 days in advance. Other Board meetings will be held if necessary and notice will be given at a reasonable time in advance.


#### Composition

As at 31 December 2018, the Board comprises three executive Directors, one non-executive Director and four independent non-executive Directors. The Company has met the requirements of the GEM Listing Rules relating to the appointment of at least three independent non-executive Directors with at least one of whom is with appropriate professional qualifications or accounting or related financial management expertise throughout the year. Biographical details of the Directors are shown on pages 12 to 16 and set out on the websites of the Company. The List of Directors and their Role and Function was published both on the websites of the Company and the Stock Exchange. The Board is currently supported by the AC, RC and NC to oversee specific areas of the Company's affairs. Each of these Committees has been established with written terms of reference, which were approved by the Board, setting out the Committee's major duties and responsibilities. These terms of reference were published both on the websites of the Company and the Stock Exchange.

#### Meetings Held and Attendance

The composition of the Board and the Committees, and the individual attendance records of each Director at the Board and Committees' meetings during the year are set out below:

| Name of Directors                          | Meetings attended/Meetings held |             |             |             | Annual general meetings | Extraordinary general meetings |
|--|---------------------------------|-------------|-------------|-------------|-------------------------|--------------------------------|
|  | Board meetings                  | AC meetings | RC meetings | NC meetings |                         |                                |
| <b>Executive Directors</b>                 |                                 |             |             |             |                         |                                |
| Ms. RONG Haiming                           | 5/5                             |             |             | 1/1         | 1/1                     | 1/1                            |
| Mr. YI Ruofeng                             | 5/5                             |             | 1/1         |             | 1/1                     | 1/1                            |
| Ms. TSE Lai Wa                             | 5/5                             |             |             |             | 1/1                     | 1/1                            |
| <b>Non-executive Director</b>              |                                 |             |             |             |                         |                                |
| Mr. FONG Ming                              | 5/5                             |             |             |             | 1/1                     | 1/1                            |
| <b>Independent Non-executive Directors</b> |                                 |             |             |             |                         |                                |
| Mr. LEUNG Wai Hung                         | 5/5                             | 4/4         | 1/1         |             | 1/1                     | 1/1                            |
| Mr. LIAO Junping                           | 5/5                             |             |             | 1/1         | 1/1                     | 1/1                            |
| Mr. TIAN Qiusheng                          | 5/5                             | 4/4         | 1/1         | 1/1         | 1/1                     | 1/1                            |
| Mr. DU Chenhua                             | 5/5                             | 4/4         |             |             | 1/1                     | 1/1                            |



## Induction and Continuous Development

Each newly appointed Director receives a comprehensive induction package (the “Package”) designed to enhance his/her knowledge and understanding of the Group’s culture and operations. The Package usually includes a briefing or an introduction to the Group’s structure, businesses strategies, recent developments and governance practices. Pursuant to the code provision A.6.5 of the CG Code, in order to keep Directors remain informed and refresh their relevant knowledge and skills (note 1), the Company has funded suitable trainings and encouraged Directors to participate in continuous professional developments. The Directors have confirmed that they have received the training as follows:

### Name of Directors Attended seminars or briefing or read journals

|                    |   |
|--------------------|---|
| Ms. RONG Haiming   | ✓ |
| Mr. YI Ruofeng     | ✓ |
| Ms. TSE Lai Wa     | ✓ |
| Mr. FONG Ming      | ✓ |
| Mr. LEUNG Wai Hung | ✓ |
| Mr. LIAO Junping   | ✓ |
| Mr. TIAN Qiusheng  | ✓ |
| Mr. DU Chenhua     | ✓ |

*Note 1:* Training set out above refers to training relevant to the Group’s business, the economy, corporate governance, rules and regulations, accounting, financial or professional skills and/or directors’ duties and responsibilities.

The Directors acknowledge the need for continuous professional development so that they can continue contributing to the Company, and the Company provides support whenever relevant and necessary.

## Accountability and Audit

The Board acknowledges its responsibility to prepare financial statements for each financial year which give a true and fair view of the state of affairs of the Group. The Board is not aware of any material uncertainties relating to events or condition that might cast significant doubt upon the Group’s ability to continue in business. Accordingly, the Board has prepared the financial statements of the Group on a going concern basis.

The Board also acknowledges its responsibility to present a balanced, clear and understandable assessment in the Company’s annual, half-yearly and quarterly reports, other price-sensitive announcements and other financial disclosures required under the GEM Listing Rules, and reports to the regulators as well as to information required to be disclosed pursuant to statutory requirements.

The above statements, which should be read in conjunction with the independent auditor’s report, are made with a view to distinguishing for Shareholders how the responsibilities of the Directors differ from those of the auditor in relation to the financial statements.

## CORPORATE GOVERNANCE REPORT

Having made appropriate enquiries and examined major areas which could give rise to significant financial exposures, the Directors have a reasonable expectation that the Company has adequate resources to continue in operational existence for the foreseeable future. For this reason, they continue to adopt the going concern basis in preparing the financial statements for the year, the Directors considered the Group has applied appropriate accounting policies consistently, made judgments and estimates that are reasonable in accordance with applicable accounting standards.

The quarterly, interim and annual results and reports were published within the time limits as required under the GEM Listing Rules after the end of the relevant periods to provide stakeholders with transparent and timely financial information.

### Auditor's Remuneration


For the year ended 31 December 2018, the remuneration paid or payable to BDO Limited and its affiliate companies in respect of audit and non-audit services provided amounted to approximately RMB1,140,000 and RMBNil respectively.

The remuneration paid or payable to other auditor for audit services in PRC was approximately RMB34,000.

### Corporate Governance Function

The written terms of reference of the corporate governance functions was adopted by the Company on 23 October 2017 and the Board is collectively responsible for the following corporate governance functions:

- to develop and review the Company's policies and practices on corporate governance and make recommendations on changes and updating;
- to review and monitor the training and continuous professional development of Directors and senior managements;
- to review and monitor the Company's policies and practices on compliance with legal and regulatory requirements;
- to develop, review and monitor the code of conduct and compliance manual (if any) applicable to employees and Directors;
- to review the Company's compliance with the CG Code and disclosure in corporate governance reports; and
- such other corporate governance duties and functions set out in the CG Code (as amended from time to time) for which the Board are responsible.



## **Risk Management and Internal Control**

The Company had established Internal Risk Management Process and procedures to identify, assess and manage major risks of the Group. The Board has overall responsibilities for establishing and maintaining an effective risk management and internal control systems of the Group and reviewing their effectiveness. However, such procedures are designed to manage rather than eliminate the risk of failure to achieve business objectives, and can only provide reasonable and not absolute assurance against material misstatement or loss.

The management is responsible for implementing the procedures approved by the Board and to monitor compliance with the procedures. The Audit Committee reviews the risk areas and assesses the feasibility and effectiveness of the procedures at least once a year.

The key features of the Company's risk management and internal control system include: (i) designated departments for implementation and execution; (ii) the management ensures appropriate measures have been taken in relation to significant risks that may affect business and operation; and (iii) internal auditor provides independent confirmation to the Board, Audit Committee and the management on the effectiveness of risk management and internal control.

The internal audit function monitors the Company's internal governance and provides independent confirmation on the adequacy and effectiveness of the risk management and internal control system. The chief executives in charge report directly to the Audit Committee, submit the internal audit report to the Audit Committee, and report the results of internal audit works to all Directors.

Also, the Company performed an internal audit to assess the effectiveness of the Group's risk management and internal control systems which covered all material controls, including financial, operational and compliance controls as well as risk management functions during the year ended 31 December 2018. The internal control report was reviewed by the Audit Committee and the Board. No major issue was raised for improvement. For the year ended 31 December 2018, the Board considered that the risk management and internal control system of the Company is adequate and effective and the Company has complied with the code provisions on internal control and risk management of the CG Code.

The Company has established the inside information policy for fair and timely dissemination to public based on applicable laws and regulations. The chief executives authorized by the Group to take charge of the investor relations, corporate matters and financial control functions are responsible for ensuring and monitoring compliance with the applicable disclosure procedures. The relevant chief executives may access inside information on "as needed" basis at any times. Personnel and professionals involved are reminded to keep inside information confidential until public disclosure. The Company has other procedures in place to prevent mishandling of inside information, including prior approval of trading of the Company's securities by Directors and the management, regular notice of lock-up period, restrictions on securities trading of Directors and staff and code for project identification.

Beside, the Company regularly reminds the directors and employees about due compliance with all policies regarding the Inside Information. The Company keeps directors and employees apprised of the latest regulatory updates to ensure the compliance with regulatory requirements.



## CORPORATE GOVERNANCE REPORT

### Company Secretary

The appointment and removal of the Company Secretary is subject to approval by the Board in accordance with the Articles of Association. The Company Secretary is responsible for ensuring the Board procedures and policy are followed and Board activities are effectively conducted. The Company Secretary is also responsible for maintaining minutes recorded in sufficient details of all the meetings of the Board and committees of the Company. Draft and final versions of minutes are disseminated to Directors for comment and filed for record purposes respectively within a reasonable time after each meeting. The Directors have full and timely access to the minutes of the Board and committees of the Company. The Company Secretary, Mr. TSO Ping Cheong, Brian, confirmed that he has complied with all the qualifications, experience, and training requirements under the GEM Listing Rules, including taking no less than 15 hours of relevant professional training.

### Shareholders' Rights

The general meetings of the Company provided an opportunity for communication between the Shareholders and the Board. An annual general meeting of the Company shall be held in each year and at the place as may be determined by the Board. Each general meeting, other than an annual general meeting, shall be called an extraordinary general meeting ("EGM").

### Right to Convene EGMs and Procedures

Pursuant to Article 64 of the Articles of Association, the Board may, whenever it thinks fit, convene an EGM. Any one or more member(s) holding at the date of the deposit of the requisition not less than one tenth of the paid-up capital of the Company carrying the right of voting at general meetings of the Company, shall at all times have the right, by written requisition sent to the Company's principal place of business as set out in the manner below, to require an EGM to be called by the Board for the transaction of any business specified in such requisition; and such meeting shall be held within two months after the deposit of such requisition.

Such requisition shall be made in writing to the Board or the company secretary of the Company at the following:

Principal place of business of the Company in the PRC  
Address: No.28 Tiyu East Road, Tianhe District, Guangzhou, PRC


Registered office of the Company  
Address: P.O. Box 1350, Clifton House, 75 Fort Street, Grand Cayman KY1-1108, Cayman Islands

If within 21 days of such deposit, the Board fails to proceed duly to convene such EGM, the requisitionist(s) himself (themselves) may do so in the same manner, and all reasonable expenses incurred by the requisitionist(s) as a result of the failure of the Board shall be reimbursed to them by the Company.

For matters in relation to the Board, the Shareholders can contact the Company at the following:

by post to Principal place of business of the Company in Hong Kong: 9/F, Wah Yuen Building, 149 Queen's Road Central, Central, Hong Kong or by email to [ir@fydc.cn](mailto:ir@fydc.cn).

## CORPORATE GOVERNANCE REPORT



If within 21 days from the date of the deposit of the requisition the Board fails to proceed to convene such meeting, the requisitionist(s) may convene a meeting in the same manner, and all reasonable expenses incurred by the requisitionist(s) as a result of the failure of the Board shall be reimbursed by the Company to the requisitionist(s).

### Right to Put Enquiries to the Board

Shareholders have the right to put enquiries to the Board. All such enquiries shall be in writing and sent by post to the principal place of business of the Company in Hong Kong for the attention of the company secretary.

Shareholders may also make enquiries with the Board at the general meetings of the Company.

### Right to Put forward Proposals at General Meetings

There are no provisions allowing shareholders to propose new resolutions at the general meetings under the Companies Law (as revised) of the Cayman Islands, as amended, modified and supplemental from time to time. However, pursuant to the Company's articles of association, Shareholders who wish to move a resolution may by means of requisitions convene an EGM following the procedures set out above.

### Constitutional Documents

During the year ended 31 December 2018, there had been no significant change in the Company's constitutional documents. The articles of association of the Company are available on the websites of the Stock Exchange and the Company.

### Investor Relations

The Board recognises the importance of maintaining on-going communication with the Shareholders. The Company promotes communications with the Shareholders through several communication channels including publication of notices, circulars and announcements of key developments, and interim and annual reports as prescribed under the GEM Listing Rules which can also be accessed via the "Investor Relations" of the Company's website.

The aims of the Company are to improve its transparency, gain more understanding and confidence in relation to the Group's business developments and acquire more market recognition and support from the Shareholders. The Shareholders are encouraged to attend all general meetings of the Company. The notices of the special general meetings and annual general meeting of the Company were circulated to all the Shareholders in accordance with the requirements of the GEM Listing Rules and the Articles of Association. It is a standard practice to have the non-executive Directors available to answer questions relating to their roles, tenure, and the committees of the Board. The results of voting by poll are published on the websites of the Stock Exchange and the Company after the meetings.

Any comments and suggestions to the Board can be addressed to our Hong Kong office or the Company Secretary by mail to 9/F, Wah Yuen Building, 149 Queen's Road Central, Central, Hong Kong or email at [ir@fydc.cn](mailto:ir@fydc.cn).

## DIRECTORS' REPORT

The directors submit herewith their annual report together with the audited financial statements for the year ended 31 December 2018.

### Principal place of business

The Company is a limited company incorporated in the Cayman Islands and has its registered office and principal place of business at P.O. Box 1350, Clifton House, 75 Fort Street, Grand Cayman, KY1-1108 Cayman Islands and 9/F, Wah Yuen Building, 149 Queen's Road Central, Central, Hong Kong respectively.

### Principal activities and business review

The principal activities of the Group are (i) comprehensive real estate agency services in the primary and secondary property markets (including online property referral and agency service); (ii) property research and consultancy services; and (iii) integrated services. Further discussion and analysis of these activities as required by Schedule 5 to the Hong Kong Companies Ordinance, including the Group's business review and a discussion of the principal risks and uncertainties facing the Group and an indication of likely future developments in the Group's business, can be found in the Management Discussion and Analysis set out on pages 5 to 11 of this Annual Report. This discussion forms part of this directors' report.

### Major customers and suppliers

During the year ended 31 December 2018, our largest individual customer accounted for approximately 19.0% of total revenue. The aggregate sales to our five largest individual customers contributed approximately 40.7% of our total sales during the year. Two of these five individual customers are connected customers as they are the group entities within the Fineland Group and sales to these two connected customers within our five largest individual customers in aggregate accounted for approximately 23.2% of total revenue. Together, customers that were entities within the Fineland Group in aggregate accounted for approximately 39.3% of total revenue. Other than as disclosed, none of the Directors, their close associates, or any shareholder of the Company (which to the knowledge of the Directors own more than 5% of the number of issued shares of the Company) had any interest in these major customers.


Due to the nature of our principal business activities, we have no major suppliers. We have entered into agreements with various suppliers mainly in relation to the provision of marketing and advertising services. Also, we may split commission received from property developers under our online property referral and agency service business with real estate agents that bring in buyers.

### Segment Information

The segment information of the Group for the year is set out in note 6 to the financial statements.

### Recommended dividend

The Directors do not recommend the payment of a final dividend for the year ended 31 December 2018 (2017: RMBNil).



### Use of proceeds from the Company's initial public offering

Based on the offer price of HK\$0.79 per share, the net proceeds from the listing on GEM, after deducting related expenses, amounted to approximately HK\$41.5 million (approximately RMB34.7 million). The actual net proceeds received by the Company was higher than the estimated net proceeds of approximately HK\$34.8 million, as set out in the Prospectus assuming an Offer Price of HK\$0.675 per Offer Share, being the mid-point of the indicative offer price range of HK\$0.55 to HK\$0.80 per Share. In the light of the difference between the actual and estimated amount of net proceeds, the Group has adjusted the use of net proceeds in the same proportion as disclosed in the Prospectus.

From the date of Listing to 31 December 2018, the Group has applied the net proceeds as follows:

|  | Adjusted use of<br>actual net<br>proceeds in the<br>proportion as<br>stated in the<br>Prospectus up<br>to 31 December<br>2018<br>RMB'000 | Actual use of<br>net proceeds<br>up to<br>31 December<br>2018<br>RMB'000 |
|--|--|--|
| Expansion of secondary and primary real estate agency services | 16,797   | 16,797   |
| Expansion of Integrated Services business                      | 1,299  | 895  |
| Enhance brand recognition                                      | 863  | 863  |
| General working capital  | 2,152  | 2,152  |

The Directors will constantly evaluate the Group's business objectives and may change or modify plans against the changing market condition to attain sustainable business growth of the Group.

All the unutilised balances have been placed in licensed banks in the PRC and Hong Kong.

### Gearing Ratio

As at 31 December 2018, the Group has gearing ratio (total liabilities divided by total assets) of 41% compared to that of 39% as at 31 December 2017.

### Charitable donations

The Group did not make any charitable donations during the year (2017: RMBNil).

## DIRECTORS' REPORT

### Summary financial information

A summary of the published result and assets, liabilities of the Group for the last four financial years, as extracted from the audited financial statements, is set out on page 100. This summary does not form part of the audited financial statements.

### Share capital

Details of the movements in share capital of the Company during the year ended 31 December 2018 are set out in note 21 to the financial statements. Details about the issue of shares are also set out in note 21 to the financial statements.

### Purchase, sale or redemption of Company's listed securities

Neither the Company nor any of its subsidiaries purchased, redeemed or sold any of the Company's listed securities on the Stock Exchange or any other Stock Exchange, by private arrangement, or by way of grant offer, during the year.

### Distributable reserves

As at 31 December 2018, the Company had approximately RMB27.1 million distributable reserves. Details of the movements in the reserve of the Company for the year are set out in note 31 to the financial statements.

### Pre-emptive rights

There are no provisions for pre-emptive rights under the articles of association of the Company ("Articles of Association") or the laws of the Cayman Islands which would oblige the Company to offer new shares on a pro rata basis to existing shareholders.

### Directors

The directors during the financial year and up to the date of this report were:

#### Executive Directors


Ms. RONG Haiming  
Mr. YI Ruofeng  
Ms. TSE Lai Wa

#### Non-executive Director

Mr. FONG Ming

#### Independent Non-executive Directors

Mr. LEUNG Wai Hung  
Mr. LIAO Junping  
Mr. TIAN Qiusheng  
Mr. DU Chenhua



## Directors' Service Contracts

Each of the executive Directors has entered into a service contract with the Company for a term of three years commencing from the Listing Date and shall continue thereafter until terminated by, not less than six months' notice in writing served by either party on the other.

Each of the independent non-executive Directors has signed a letter of appointment with the Company for an initial term of one year commencing from the Listing Date, and renewed for one year, subject to retirement by rotation and re-election at annual general meeting and until terminated by not less than one month's notice in writing served by either party on the other.

Pursuant to Article 112 of the Company's Articles of Associations, all directors will retire from office and, being eligible, offer themselves for re-election at the forthcoming annual general meeting.

No director proposed for re-election at the forthcoming annual general meeting has an unexpired service contract which is not determinable by the Company or any of its subsidiaries within one year without payment of compensation, other than normal statutory obligations.

## Directors' and chief executive's interests and short positions in shares, underlying shares and debentures

As at 31 December 2018, the interests or short positions of the Directors and chief executives in the Shares, underlying shares and debentures of the Company and its associated corporation (within the meaning of Part XV of the Securities and Futures Ordinance (the "SFO")) which were notified to the Company and the Stock Exchange pursuant to Divisions 7 and 8 of Part XV of the SFO (including interests or short positions which they were taken or deemed to have under such provision of the SFO) or which were required to be recorded in the register required to be kept under Section 352 of the SFO or as otherwise notified to the Company and the Stock Exchange pursuant to the Model Code as follows:

### (i) Long positions in Shares of the Company

| Name     | Nature of interest                                   | Total number of shares held | Percentage of shareholding |
|----------|--|-----------------------------|----------------------------|
| Mr. Fong | Interest in controlled corporation ( <i>Note 1</i> ) | 216,000,000                 | 54%                        |
| Ms. Tse  | Interest in controlled corporation ( <i>Note 1</i> ) | 216,000,000                 | 54%                        |
| Ms. Rong | Interest in controlled corporation ( <i>Note 2</i> ) | 24,000,000                  | 6%                         |
| Mr. Yi   | Interest in controlled corporation ( <i>Note 3</i> ) | 9,000,000                   | 2.25%                      |

Notes:

- 216,000,000 shares is registered in the name of Mansion Green Holdings Limited ("Mansion Green"), which is held 70% by Mr. Fong's Holding Companies (includes Stand Smooth Group Limited ("Stand Smooth"), Hero Dragon Management Limited ("Hero Dragon"), Fineland Group Holdings Company Limited ("Fineland Real Estate", formerly known as Fineland Real Estate Holdings Company Limited) and Widethrive Investments Limited ("Widethrive Investments")), and 30% by Aspiring Vision Holdings Limited ("Aspiring Vision"), which is wholly-owned by Ms. Tse.
- Shares are held by Metropolitan Dawn Holdings Limited ("Metropolitan Dawn"), which is wholly-owned by Ms. Rong.
- Shares are held by Totoro Holding Limited, which is wholly-owned by Mr. Yi.

## DIRECTORS' REPORT

### (ii) Associated corporation


Apart from the foregoing, as at 31 December 2018, none of the Directors nor the chief executives of the Company had any interest or short position in the shares, underlying shares or debentures of the Company or any of its associated corporations that was required to be recorded in the register required to be kept under section 352 of the SFO or as otherwise notified to the Company and the Stock Exchange pursuant to the Model Code.

### Substantial shareholders' and other persons' interests and short positions in shares and underlying shares

As at 31 December 2018, the following persons (other than Directors or chief executive of the Company) were interested in 5% or more of the issued share capital of the Company which were recorded in the register of interests required to be kept by the Company pursuant to Section 336 of the SFO, or to be disclosed under the provisions of Divisions 2 and 3 of Part XV of the SFO and the GEM Listing Rules on the Stock Exchange:

#### Long positions in Shares

| Name                                  | Nature of Interest                   | Number of Shares held | Approximate percentage of shareholding |
|---------------------------------------|--------------------------------------|-----------------------|--|
| Mr. Fong                              | Interest in a controlled corporation | 216,000,000           | 54%                                    |
| Ms. HE Kangkang (何康康) <sup>(1)</sup>  | Interest of spouse                   | 216,000,000           | 54%                                    |
| Ms. Tse                               | Interest in a controlled corporation | 216,000,000           | 54%                                    |
| Mr. ZHENG Muming (鄭木明) <sup>(2)</sup> | Interest of spouse                   | 216,000,000           | 54%                                    |
| Ms. Rong                              | Interest in a controlled corporation | 24,000,000            | 6%                                     |
| Mr. WANG Haihui (王海暉) <sup>(3)</sup>  | Interest of spouse                   | 24,000,000            | 6%                                     |
| Mansion Green <sup>(4)</sup>          | Legal and beneficial owner           | 216,000,000           | 54%                                    |
| Widethrive Investments <sup>(4)</sup> | Interest in a controlled corporation | 216,000,000           | 54%                                    |
| Fineland Real Estate <sup>(4)</sup>   | Interest in a controlled corporation | 216,000,000           | 54%                                    |
| Hero Dragon <sup>(4)</sup>            | Interest in a controlled corporation | 216,000,000           | 54%                                    |
| Stand Smooth <sup>(4)</sup>           | Interest in a controlled corporation | 216,000,000           | 54%                                    |
| Aspiring Vision <sup>(4)</sup>        | Interest in a controlled corporation | 216,000,000           | 54%                                    |
| Metropolitan Dawn <sup>(5)</sup>      | Legal and beneficial owner           | 24,000,000            | 6%                                     |



*Notes:*

- (1) Ms. HE Kangkang (何康康) is the spouse of Mr. Fong. Under the SFO, Ms. HE Kangkang (何康康) is deemed to be interested in the same number of Shares in which Mr. Fong is interested in.
- (2) Mr. ZHENG Muming (鄭木明) is the spouse of Ms. Tse. Under the SFO, Mr. ZHENG Muming (鄭木明) is deemed to be interested in the same number of Shares in which Ms. Tse is interested in.
- (3) Mr. WANG Haihui (王海暉) is the spouse of Ms. Rong. Under the SFO, Mr. WANG Haihui (王海暉) is deemed to be interested in the same number of Shares in which Ms. Rong is interested in.
- (4) Mansion Green is the registered owner of 216,000,000 Shares, representing 54% of the issued share capital of the Company. Mansion Green is owned as to 30% by Aspiring Vision, which is in turn direct wholly-owned by Ms. Tse, and as to 70% by Stand Smooth. Stand Smooth is wholly owned by Hero Dragon, which is wholly-owned by Fineland Real Estate, which in turn is wholly owned by Widethrive Investments, and ultimately wholly-owned by Mr. Fong. Accordingly, Widethrive Investments, Fineland Real Estate, Hero Dragon, Stand Smooth, Aspiring Vision, Mr. Fong and Ms. Tse are therefore deemed to be interested in the same number of Shares as to which Mansion Green is interested under the SFO.
- (5) Metropolitan Dawn is the registered owner of 24,000,000 Shares, representing 6% of the issued share capital of the Company. Metropolitan Dawn is wholly-owned by Ms. Rong. Ms. Rong is therefore deemed to be interested in the same number of Shares as to which Metropolitan Dawn is interested under the SFO.

Save as disclosed above, as at 31 December 2018, the Directors were not aware of any other persons who had any interests or short positions in the Shares or underlying Shares and debentures which would fall to be disclosed to the Company under the provisions of Division 2 and 3 of Part XV of the SFO or which were recorded in the register required to be kept by the Company under Section 336 of the SFO.

## Share option scheme

A share option scheme ("Share Option Scheme") was adopted by the Company on 23 October 2017. As of the date of this report, no option had been granted, agreed, exercised, cancelled or lapsed under the Share Option Scheme.

### 1. Purpose of the Share Option Scheme

The purpose of the Share Option Scheme is to enable our Group to grant Share Options to the eligible persons as incentives or rewards for their contribution to our Group and/or to enable our Group to recruit and retain high-calibre employees and attract human resources that are valuable to our Group or any entity in which any member of our Group holds any equity interest (the "Invested Entity"). As at the date of this report, there was no Invested Entity other than members of our Group, and our Group has not identified any potential Invested Entity for investment.

### 2. Who may join and basis for determining eligibility

The Board may, at its absolute discretion, offer eligible persons (being any director or employee (whether full time or part time), consultant or adviser of our Group who in the sole discretion of the Board has contributed to and/or will contribute to our Group) (the "Eligible Persons") to subscribe for such number of Shares in accordance with the terms of the Share Option Scheme.



## DIRECTORS' REPORT

### 3. Grant of options

- (a) On and subject to the terms of the Share Option Scheme, our Board shall be entitled at any time on a business day within ten years commencing on the effective date of the Share Option Scheme to offer the grant of a Share Option to any Eligible Person as our Board may in its absolute discretion select in accordance with the eligibility criteria set out in the Share Option Scheme. An offer shall be accepted when we receive the duly signed offer letter together with a non-refundable payment of HK\$1.00 (or such other sum in any currency as our Board may determine).
- (b) Any grant of Share Options to any Director, substantial Shareholder, chief executive of our Company or their respective associates must be approved by all of our Company's independent non-executive Directors (excluding any independent non-executive Director who is a proposed grantee).

### 4. Exercise Price

The exercise price for any Share under the Share Option Scheme shall be a price determined by our Board and notified to each grantee and shall be not less than the highest of (i) the closing price of a Share as stated in the Stock Exchange's daily quotations sheet on the date of grant of the relevant option, which must be a business day, (ii) an amount equivalent to the average closing price of a Share as stated in the Stock Exchange's daily quotation sheets for the five business days immediately preceding the date of grant of the relevant option and (iii) the nominal value of a Share on the date of grant.

### 5. Maximum number of Shares

The maximum aggregate number of Shares which may be issued upon exercise of all outstanding Share Options granted and yet to be exercised under the Share Option Scheme and any other share option schemes of our Company, must not, in aggregate, exceed 10% of the total number of Shares in issue from time to time. No Share Options may be granted under the Share Option Scheme and any other share option schemes of our Company if this will result in such limit being exceeded.


### 6. Time of exercise of option

- (a) Subject to certain restrictions contained in the Share Option Scheme, a Share Option may be exercised in accordance with the terms of the Share Option Scheme and the terms of grant thereof at any time during the applicable option period, which is not more than ten years from the date of grant of option.
- (b) There is no general requirement on the minimum period for which a Share Option must be held or the performance targets which must be achieved before a Share Option can be exercised under the terms of the Share Option Scheme. However, at the time of granting any Share Option, our Board may, on a case by case basis, make such grant subject to such conditions, restrictions or limitations including (without limitation) those in relation to the minimum period of the Share Options to be held and/or the performance targets to be achieved as our Board may determine in its absolute discretion.

### 7. Remaining life of the Share Option Scheme

The Share Option Scheme shall be valid and effective for a period of 10 years commencing on the date of adoption of the Share Option Scheme on 23 October 2017.

During the year of 2018, no option has been granted under the Share Option Scheme adopted by the Company on 23 October 2017.



## Directors' rights to acquire shares or debentures

Save as disclosed under the sections headed "Directors' and chief executive's interests and short positions in shares, underlying shares and debentures" and "Share option scheme" above, at no time during the year ended 31 December 2018 was the Company, or any of its subsidiaries or associated corporations, a party to any arrangement to enable the directors and chief executive of the Company (including their respective spouse and children under 18 years of age) to acquire benefits by means of the acquisition of the shares or underlying shares in, or debentures of, the Company or any of its associated corporations.

## Related party transactions

Details of the related party transactions entered into by the Group are set out in note 24 to the financial statements.

Other than as disclosed in the section below headed connected transaction and continuing connected transaction, the Directors confirm that the remaining related party transactions set out in note 24(a) to the financial statements constituted exempt connected transactions and exempt continuing connected transactions, and that the Company has complied with the disclosure requirements in accordance with Chapter 20 of the GEM Listing Rules.

## Connected transaction and continuing connected transaction

### *Non-exempted Continuing Connected Transactions up to 31 December 2018*

On 11 October 2017, the Company (for itself and on behalf of its subsidiaries, as service providers) and Fineland Real Estate (for itself and on behalf of its subsidiaries, as service recipients) entered into a master agency service agreement (the "**Master Agency Service Agreement**"), pursuant to which our Group agreed to provide real estate agency services in the primary property market to members of the Fineland Group for a term commencing from the date thereof to 31 December 2019.

The Supplemental Master Agency Service Agreement dated 26 September 2018 was entered (the "**Supplemental Master Agency Service Agreement**") between the Company (for itself and on behalf of its subsidiaries, as the service providers) and Fineland Real Estate (for itself and on behalf of its subsidiaries, as the receiving parties), pursuant to which the Group agreed to provide real estate agency services in the primary property market to members of the Fineland Group for a term commencing from the effective date to 31 December 2020.

As disclosed in the Circular dated 7 November 2018, the Directors estimate that the maximum annual fees charged by the Group in relation to the services to be provided under the Master Agency Service Agreement and Supplemental Master Agency Service Agreement for each of the three years ending 31 December 2020 will not exceeded RMB91.0 million, RMB106.0 million and RMB118.0 million, respectively.

As one or more of the applicable percentage ratios (as defined under Chapter 19 of the GEM Listing Rules) in respect of the proposed annual caps for the transactions contemplated under the Master Agency Service Agreement is, on an annual basis, expected to be more than 5%, the transactions contemplated under Master Agency Service Agreement are subject to annual review, reporting, announcement and independent shareholders' approval requirements under Chapter 20 of the GEM Listing Rules.

The Group has applied to the Stock Exchange for, and the Stock Exchange has granted, a waiver from strict compliance with the announcement, circular and independent shareholders' approval requirements under Chapter 20 of the GEM Listing Rules in respect of the above non-exempt continuing connected transactions.

## DIRECTORS' REPORT

| Service provider | Service recipient                         | Nature of transactions                                      | Annual cap for the year ended 31 December 2018 | Total amount for the year ended 31 December 2018 |
|------------------|---|---|--|--|
| Our Group        | Fineland Real Estate and its subsidiaries | Services provided under the Master Agency Service Agreement | RMB91.0 million                                | RMB88.6 million                                  |

During the year, the above continuing connected transactions were carried out within their respective annual caps. The Independent non-executive Directors have reviewed and confirmed that during the year, the above continuing connected transactions were conducted and entered into:

- (i) in the ordinary and usual course of business of the Group;
- (ii) on normal commercial terms or better; and
- (iii) according to the agreements governing it on terms that are fair and reasonable and in the interests of the Company's shareholders as a whole.

### *Confirmation from Auditor of the Company*


The Board of Directors has received an unqualified letter issued by the auditor of the Company in accordance with Hong Kong Standard on Assurance Engagement 3000 and Practice Note 740 issued by the Hong Kong Institute of Certified Public Accountants confirming that:

- a. nothing has come to their attention that causes them to believe that the above non-exempt continuing connected transactions have not been approved by the Board;
- b. for transactions involving the provision of services by the Group, nothing has come to their attention that causes them to believe that the transactions were not, in all material respects, in accordance with the pricing policies of the Group;
- c. nothing has come to their attention that causes them to believe that the transactions were not entered into, in all material respects, in accordance with the relevant agreements governing such transactions; and
- d. nothing has come to their attention that causes them to believe that the disclosed continuing connected transactions have exceeded the annual cap set by the Company.

A copy of the letter has been provided by the Company to the Stock Exchange.

### **Sufficiency of public float**

Based on the information that is publicly available to the Company and within the knowledge of the Directors as at the date of this annual report, the Company has maintained the prescribed public float required by the GEM Listing Rules for the year ended 31 December 2018 and up to the date of this report.



### **Directors' interest in competing business**

The Directors are not aware of any business or interest of the Directors nor our controlling shareholders nor any of their respective close associates that competes or may compete, directly or indirectly, with the Group's business and any other conflicts of interest which any such person has or may have with the Group during the year.

### **Deed of non-competition**

Our Controlling Shareholders, Mr. Fong, Ms. Tse, Mansion Green, Mr. Fong's Holding Companies, Stand Smooth and Aspiring Vision (each the "Obligor" and collectively the "Obligors") entered the Deed of Non-competition. Pursuant to the Deed of Non-competition, each of the Obligors has irrevocably and unconditionally undertaken to our Company (for ourselves and as trustee for our subsidiaries) that, save and except as disclosed in the Prospectus, during the period that the Deed of Non-competition remains effective, he/she/it shall not, and shall procure that his/her/its close associates (other than any member of our Group) not to carry on or be engaged, concerned or interested, or otherwise be involved, directly or indirectly, in any business in competition with or likely to be in competition with the existing business activity of any member of our Group and any business of our Group may engage in from time to time within the PRC, Hong Kong and such other parts of the world where any member of our Group may operate from time to time, save for the holding of not more than 5% shareholding interests (individually or with his/her/its close associates) in any company listed on a recognised stock exchange and at any time the relevant listed company shall have at least one shareholder (individually or with his/her/its close associates, if applicable) whose shareholding interests in the relevant listed company is higher than that of the relevant Obligor (individually or with his/her/its close associates).

Each of the Obligors further undertakes that if he/she/it or his/her/its close associates other than any member of our Group is offered or becomes aware of any business opportunity which may compete with the business of our Group, he/she/it shall procure that his/her/its close associates to promptly notify our Group in writing and our Group shall have a right of first refusal to take up such opportunity. Our Group shall, within 30 days after receipt of the written notice (or such longer period if our Group is required to complete any approval procedures as set out under the GEM Listing Rules from time to time), notify the Obligor(s) whether our Group will exercise the right of first refusal.

The independent non-executive Directors of the Company had reviewed the status of the compliance as well as confirmation by the Controlling Shareholders of the Company and, on the basis of such confirmation, are of the view that such Controlling Shareholders have complied with their non-competition undertakings under the Deed of Non-Competition and the non-competition undertakings have been enforced by the Company in accordance with its terms.

### **Competition and Conflict of Interests**

During the year, save as disclosed in the Prospectus, none of the Directors or controlling shareholders of the Company or any of their respective associates has engaged in any business that competes or may compete with the business of the Group or has any other conflict of interests with the Group.

### **Indemnity of Directors**

During the year ended 31 December 2018 and up to the date of this report, there were permitted indemnity provisions (within the meaning in Section 469 of the Hong Kong Companies Ordinance) provided for in the Articles of Association of the Company.

## DIRECTORS' REPORT

The Company has maintained directors' and officers' liability insurance starting from 1 December 2017, which provides appropriate cover for certain legal actions brought against its directors and officers arising out of corporate activities.

### **Directors and controlling shareholders' material interests in transactions, arrangements or contracts of significance**

Except for the continuing connected transactions disclosed above and in the consolidated financial statements, no transaction, arrangement or contract of significance to which the Company, or any of its subsidiaries was a party, and in which a Director, a controlling shareholder or an entity connected with him had a material interest, subsisted at the end of the year or at any time during the year.

### **Management contracts**

No contracts concerning the management and administration of the whole or any substantial part of the business of the Company were entered into or existed during the year.

### **Environmental policies and performance**


In light of the Group's principal activities, the Directors consider that the Group's businesses do not have any direct adverse impact on the environment. Nevertheless, the Group is committed to building an environmentally-friendly corporation that pays close attention to conserving resources for its operation and raise environmental awareness within the Group. During the year, the key environmental impacts from the Group's operations relate to office energy and paper consumption. The Group strives to minimize any possible impacts or harms to the environment by, among others, establishing environmental policies and various procedures to be adopted in its usual and ordinary course of business reducing unnecessary usage of paper, conserving electricity and encouraging recycle of office supplies and other materials. When providing comprehensive property consultancy or pure property planning and consultancy services, the Group would also consider the possible environmental impacts of such plans.

### **Compliance with laws and regulations**

As at the date of this annual report, the Company has complied with all the relevant laws and regulations that have a significant impact on the operations of the Group.

The Group recognises the importance of compliance with regulatory requirements and the risk of non-compliance with such requirements could lead to the termination of operating licences. The Group has been allocating system and staff resources to ensure ongoing compliance with rules and regulations and to maintain cordial working relationships with relevant authorities effectively through effective communications.

The Group also complies with the requirements under the Companies Ordinance, the Rules Governing the Listing of Securities on the GEM of The Stock Exchange of Hong Kong Limited (the "Listing Rules") and the Securities and Futures Ordinance (the "SFO") for the disclosure of information and corporate governance.



## Key Relationships with Employees, Customers and Suppliers

The Group recognizes the accomplishment of the employees by providing comprehensive benefit package, career development opportunities and internal training appropriate to individual needs. Apart from basic remuneration, share options may be granted under the share option scheme to eligible employees by reference of the Group's performance as well as individual's contribution. The Group provides a healthy and safe workplace for all employees. No strikes and cases of fatality due to workplace accidents are found in the year under review. The table below set out number of employees within our different business segments as at 31 December 2018.

|  |            |
|--|------------|
| Management and administration              | 5          |
| Property research and consultancy services | 54         |
| Real estate agency services                | 705        |
| Integrated services                        | 45         |
| <b>Total</b>                               | <b>809</b> |

The Group encompasses working relationships with suppliers to meet our customers' needs in an effective and efficient manner. The departments work closely to make sure the tendering and procurement process is conducted in an open, fair and just manner. The Group's requirements and standards are also well-communicated to suppliers before the commencement of a project.

The Group values the views and opinions of all customers through various means and channels, including usage of business intelligence to understand customer trends and needs and regular analyze on customer feedback. The Group also conducts comprehensive tests and checks to ensure that only quality products and services are offered to the customers.

## Four years summary

A summary of the results and of the assets and liabilities of the Group for the last four financial years is set out on page 100 of the annual report.

## Interests of compliance adviser

As notified by the Company's compliance adviser, RaffAello Capital Limited (the "Compliance Adviser"), one former employee, Ms. LIN Wei, who resigned on 1 April 2018, held 4,000 Shares which accounted for approximately 0.001% of the total issued shares of the Company as at 30 June 2018. Other than as disclosed above and the compliance adviser agreement dated 3 April 2017 and entered into between the Company and the Compliance Adviser, neither the Compliance Adviser nor any of its directors or employees or close associates had any interest in the share capital of the Company or any member of the Group (including options or rights to subscribe for such securities) or otherwise in relation to the Company which is required to be notified to the Company pursuant to Rule 6A.32 of the GEM Listing Rules.

## Corporate Governance

Details of the corporate governance practices adopted by the Company are set out on pages 21 to 31 of this annual report.

## DIRECTORS' REPORT

### Confirmation of independence

The Company has received from each of the Independent Non-executive Directors an annual confirmation of independence pursuant to Rule 5.09 of the GEM Listing Rules and, based on contents of such confirmation, considers all the Independent Non-executive Directors to be independent and that they have met the specific independence guidelines as set out in Rule 5.09 of the GEM Listing Rules.

### Review by Audit Committee

The audited financial statements of the Group for the year ended 31 December 2018 have been reviewed by the audit committee. The audit committee is of the opinion that the financial statements of the Group for the year ended 31 December 2018 comply with applicable accounting standards, the GEM Listing Rules and that adequate disclosures have been made.

### Tax Relief and Exemption

The Directors are not aware of any tax relief and exemption available to the shareholders by reason of their holding of the Company's shares.

### Auditor

BDO Limited retire and, being eligible, offer themselves for re-appointment. A resolution for the re-appointment of BDO Limited as auditor of the Company is to be proposed at the forthcoming annual general meeting.

There was no change in auditors in any of the preceding 3 years.

By order of the board

**FONG Ming**

*Chairman*

Hong Kong, 22 March 2019

## INDEPENDENT AUDITOR'S REPORT



Tel : +852 2218 8288  
 Fax: +852 2815 2239  
[www.bdo.com.hk](http://www.bdo.com.hk)

25<sup>th</sup> Floor Wing On Centre  
 111 Connaught Road Central  
 Hong Kong

電話：+852 2218 8288  
 傳真：+852 2815 2239  
[www.bdo.com.hk](http://www.bdo.com.hk)

香港  
 干諾道中111號  
 永安中心25樓

## INDEPENDENT AUDITOR'S REPORT TO THE SHAREHOLDERS OF FINELAND REAL ESTATE SERVICES GROUP LIMITED

*(Incorporated in the Cayman Islands with limited liability)*

### Opinion

We have audited the consolidated financial statements of Fineland Real Estate Services Group Limited (the "Company") and its subsidiaries (collectively referred to as the "Group") set out on pages 49 to 99, which comprise the consolidated statement of financial position as at 31 December 2018, and the consolidated statement of comprehensive income, the consolidated statement of changes in equity and the consolidated statement of cash flows for the year then ended, and notes to the consolidated financial statements, including a summary of significant accounting policies.

In our opinion, the consolidated financial statements give a true and fair view of the consolidated financial position of the Group as at 31 December 2018, and of its consolidated financial performance and its consolidated cash flows for the year then ended in accordance with Hong Kong Financial Reporting Standards issued by the Hong Kong Institute of Certified Public Accountants (the "HKICPA") and have been properly prepared in compliance with the disclosure requirements of the Hong Kong Companies Ordinance.

### Basis for Opinion

We conducted our audit in accordance with Hong Kong Standards on Auditing ("HKSAs") issued by the HKICPA. Our responsibilities under those standards are further described in the "Auditor's Responsibilities for the Audit of the Consolidated Financial Statements" section of our report. We are independent of the Group in accordance with the HKICPA's "Code of Ethics for Professional Accountants" (the "Code"), and we have fulfilled our other ethical responsibilities in accordance with the Code. We believe that the audit evidence we have obtained is sufficient and appropriate to provide a basis for our opinion.

### Key Audit Matters

Key audit matters are those matters that, in our professional judgement, were of most significance in our audit of the consolidated financial statements of the current period. These matters were addressed in the context of our audit of the consolidated financial statements as a whole, and in forming our opinion thereon, we do not provide a separate opinion on these matters.

### Revenue recognition of real estate agency service income

Refer to Notes 4(m), 5(i) and 7 to the consolidated financial statements.

For the year ended 31 December 2018, the Group's real estate agency service income amounted to approximately RMB224,646,000. In order to determine the amounts of such real estate agency service income, management is required to exercise significant judgements by taking into account of factors such as customers' profiles and contractual terms. Revenue is recognised only when the control of the services underlying the particular performance obligation has been transferred.



## INDEPENDENT AUDITOR'S REPORT

### **Key Audit Matters** *(Continued)*

#### **Revenue recognition of real estate agency service income** *(Continued)*

##### **Our response:**

During our audit, we conducted the following audit procedures, amongst others, to address this key audit matter:

- Obtaining an understanding on the basis of the recognition of real estate agency service income;
- Evaluating the estimation of real estate agency service income, on a sample basis, to the terms set out in the contracts and with reference to management's knowledge about individual contracted parties; and
- Checking the accuracy of the amounts of real estate agency service income recognised, on a sample basis, to invoices issued to customers and correspondences with the customers.

### **Other Information in the Annual Report**

The directors are responsible for the other information. The other information comprises the information included in the Company's annual report, but does not include the consolidated financial statements and our auditor's report thereon.

Our opinion on the consolidated financial statements does not cover the other information and we do not express any form of assurance conclusion thereon.

In connection with our audit of the consolidated financial statements, our responsibility is to read the other information and, in doing so, consider whether the other information is materially inconsistent with the consolidated financial statements or our knowledge obtained in the audit or otherwise appears to be materially misstated. If, based on the work we have performed, we conclude that there is a material misstatement of this other information, we are required to report that fact. We have nothing to report in this regard.


### **Directors' Responsibilities for the Consolidated Financial Statements**

The directors are responsible for the preparation of the consolidated financial statements that give a true and fair view in accordance with Hong Kong Financial Reporting Standards issued by the HKICPA and the disclosure requirements of the Hong Kong Companies Ordinance, and for such internal control as the directors determine is necessary to enable the preparation of consolidated financial statements that are free from material misstatement, whether due to fraud or error.

In preparing the consolidated financial statements, the directors are responsible for assessing the Group's ability to continue as a going concern, disclosing, as applicable, matters related to going concern and using the going concern basis of accounting unless the directors either intend to liquidate the Group or to cease operations, or have no realistic alternative but to do so.

The directors are also responsible for overseeing the Group's financial reporting process. The Audit Committee assists the directors in discharging their responsibility in this regard.

## INDEPENDENT AUDITOR'S REPORT



### Auditor's Responsibilities for the Audit of the Consolidated Financial Statements

Our objectives are to obtain reasonable assurance about whether the consolidated financial statements as a whole are free from material misstatement, whether due to fraud or error, and to issue an auditor's report that includes our opinion. This report is made solely to you, as a body, in accordance with the terms of our engagement, and for no other purpose. We do not assume responsibility towards or accept liability to any other person for the contents of this report.

Reasonable assurance is a high level of assurance, but is not a guarantee that an audit conducted in accordance with HKSA's will always detect a material misstatement when it exists. Misstatements can arise from fraud or error and are considered material if, individually or in the aggregate, they could reasonably be expected to influence the economic decisions of users taken on the basis of these consolidated financial statements.

As part of an audit in accordance with HKSA's, we exercise professional judgement and maintain professional skepticism throughout the audit. We also:

- identify and assess the risks of material misstatement of the consolidated financial statements, whether due to fraud or error, design and perform audit procedures responsive to those risks, and obtain audit evidence that is sufficient and appropriate to provide a basis for our opinion. The risk of not detecting a material misstatement resulting from fraud is higher than for one resulting from error, as fraud may involve collusion, forgery, intentional omissions, misrepresentations, or the override of internal control.
- obtain an understanding of internal control relevant to the audit in order to design audit procedures that are appropriate in the circumstances, but not for the purpose of expressing an opinion on the effectiveness of the Group's internal control.
- evaluate the appropriateness of accounting policies used and the reasonableness of accounting estimates and related disclosures made by the directors.
- conclude on the appropriateness of the directors' use of the going concern basis of accounting and, based on the audit evidence obtained, whether a material uncertainty exists related to events or conditions that may cast significant doubt on the Group's ability to continue as a going concern. If we conclude that a material uncertainty exists, we are required to draw attention in our auditor's report to the related disclosures in the consolidated financial statements or, if such disclosures are inadequate, to modify our opinion. Our conclusions are based on the audit evidence obtained up to the date of our auditor's report. However, future events or conditions may cause the Group to cease to continue as a going concern.
- evaluate the overall presentation, structure and content of the consolidated financial statements, including the disclosures, and whether the consolidated financial statements represent the underlying transactions and events in a manner that achieves fair presentation.
- obtain sufficient appropriate audit evidence regarding the financial information of the entities or business activities within the Group to express an opinion on the consolidated financial statements. We are responsible for the direction, supervision and performance of the group audit. We remain solely responsible for our audit opinion.

## INDEPENDENT AUDITOR'S REPORT

### **Auditor's Responsibilities for the Audit of the Consolidated Financial Statements** *(Continued)*

We communicate with the Audit Committee regarding, among other matters, the planned scope and timing of the audit and significant audit findings, including any significant deficiencies in internal control that we identify during our audit.

We also provide the Audit Committee with a statement that we have complied with relevant ethical requirements regarding independence, and to communicate with them all relationships and other matters that may reasonably be thought to bear on our independence, and where applicable, related safeguards.

From the matters communicated with the directors, we determine those matters that were of most significance in the audit of the consolidated financial statements of the current period and are therefore the key audit matters. We describe these matters in our auditor's report unless law or regulation precludes public disclosure about the matter or when, in extremely rare circumstances, we determine that a matter should not be communicated in our report because the adverse consequences of doing so would reasonably be expected to outweigh the public interest benefits of such communication.

#### **BDO Limited**

*Certified Public Accountants*

#### **LAM Siu Fung**

Practising Certificate no.: P05308

Hong Kong, 22 March 2019

**CONSOLIDATED STATEMENT OF COMPREHENSIVE INCOME**

FOR THE YEAR ENDED 31 DECEMBER 2018

|  | Notes | 2018<br>RMB'000  | 2017<br>RMB'000  |
|--|-------|------------------|------------------|
| <b>Revenue</b>   | 7     | <b>228,903</b>   | 166,360          |
| Other income and gains   | 8     | <b>7,145</b>     | 492              |
| Employee benefit expenses  | 10    | <b>(101,531)</b> | (88,517)         |
| Advertising, promotion and other commission expenses   |       | <b>(68,543)</b>  | (42,233)         |
| Operating lease charges in respect of office and shop premises                                   |       | <b>(12,101)</b>  | (9,743)          |
| Depreciation of property, plant and equipment  | 15    | <b>(1,157)</b>   | (754)            |
| Expected credit loss on financial assets   | 26(a) | <b>(85)</b>      | –                |
| Other operating expenses   |       | <b>(11,235)</b>  | (6,887)          |
| Listing expenses   |       | –                | (20,340)         |
| <b>Profit/(loss) before income tax</b>   | 9     | <b>41,396</b>    | (1,622)          |
| Income tax   | 12(a) | <b>(11,280)</b>  | (5,023)          |
| <b>Profit/(loss) for the year</b>  |       | <b>30,116</b>    | (6,645)          |
| <b>Other comprehensive income:</b>   |       |                  |                  |
| <b>Item that may be reclassified subsequently to profit or loss:</b>                             |       |                  |                  |
| Exchange differences on translation of foreign operations  |       | <b>(3,190)</b>   | 512              |
| <b>Total comprehensive income for the year</b>   |       | <b>26,926</b>    | (6,133)          |
| <b>Profit/(loss) attributable to:</b>  |       |                  |                  |
| Owners of the Company  |       | <b>30,117</b>    | (6,645)          |
| Non-controlling interests  |       | <b>(1)</b>       | –                |
|  |       | <b>30,116</b>    | (6,645)          |
| <b>Total comprehensive income attributable to:</b>   |       |                  |                  |
| Owners of the Company  |       | <b>26,927</b>    | (6,133)          |
| Non-controlling interests  |       | <b>(1)</b>       | –                |
|  |       | <b>26,926</b>    | (6,133)          |
|  |       | <b>RMB cents</b> | <b>RMB cents</b> |
| <b>Earnings/(loss) per share for profit/(loss) attributable to equity holders of the Company</b> |       |                  |                  |
| — Basic and diluted  | 14    | <b>7.53</b>      | (2.12)           |

**CONSOLIDATED STATEMENT OF FINANCIAL POSITION**

AS AT 31 DECEMBER 2018

|  | Notes | 2018<br>RMB'000 | 2017<br>RMB'000 |
|--|-------|-----------------|-----------------|
| <b>Non-current assets</b>                                      |       |                 |                 |
| Property, plant and equipment                                  | 15    | 3,887           | 4,169           |
| Deposits paid for acquisition of property, plant and equipment |       | 240             | 741             |
| <b>Total non-current assets</b>                                |       | <b>4,127</b>    | 4,910           |
| <b>Current assets</b>  |       |                 |                 |
| Trade receivables  | 16    | 22,817          | 31,630          |
| Deposits, prepayments and other receivables                    |       | 7,471           | 2,728           |
| Amounts due from fellow subsidiaries                           | 17    | 34,751          | 438             |
| Bank balances and cash   | 18    | 109,754         | 91,151          |
| <b>Total current assets</b>                                    |       | <b>174,793</b>  | 125,947         |
| <b>Current liabilities</b>                                     |       |                 |                 |
| Trade payables   | 19    | 14,762          | 12,253          |
| Contract liabilities   | 20    | 16,296          | –               |
| Accruals and other payables                                    |       | 27,271          | 27,229          |
| Amounts due to fellow subsidiaries                             | 17    | –               | 6,507           |
| Tax payable  |       | 12,275          | 3,478           |
| <b>Total current liabilities</b>                               |       | <b>70,604</b>   | 49,467          |
| <b>Net current assets</b>                                      |       | <b>104,189</b>  | 76,480          |
| <b>Total assets less current liabilities</b>                   |       | <b>108,316</b>  | 81,390          |
| <b>Non-current liability</b>                                   |       |                 |                 |
| Deferred tax liabilities                                       | 12(b) | 2,031           | 2,031           |
| <b>Net assets</b>  |       | <b>106,285</b>  | 79,359          |
| <b>Capital and reserves</b>                                    |       |                 |                 |
| Share capital  | 21    | 3,403           | 3,403           |
| Reserves   | 22    | 102,883         | 75,956          |
| Equity attributable to owners of the Company                   |       | 106,286         | 79,359          |
| Non-controlling interests                                      |       | (1)             | –               |
| <b>Total equity</b>  |       | <b>106,285</b>  | 79,359          |

Approved and authorised for issue by the board of directors on 22 March 2019.

**RONG Haiming**  
Executive Director

**YI Ruofeng**  
Executive Director

**CONSOLIDATED STATEMENT OF CHANGES IN EQUITY**

FOR THE YEAR ENDED 31 DECEMBER 2018

|   | Share capital | Share premium | Capital reserve | Statutory reserve | Exchange reserve | Retained profits | Equity attributable to owners of the Company | Non-controlling interests | Total equity   |
|---|---------------|---------------|-----------------|-------------------|------------------|------------------|--|---------------------------|----------------|
|   | RMB'000       | RMB'000       | RMB'000         | RMB'000           | RMB'000          | RMB'000          | RMB'000                                      | RMB'000                   | RMB'000        |
| As at 1 January 2017                                      | -             | -             | 5,987           | 5,736             | -                | 18,689           | 30,412                                       | -                         | 30,412         |
| Issue of share  | ^             | -             | -               | -                 | -                | -                | -  | -                         | -              |
| Allotment of shares                                       | ^             | -             | -               | -                 | -                | -                | -  | -                         | -              |
| Issue of shares under share offer and placing             | 851           | 66,355        | -               | -                 | -                | -                | 67,206                                       | -                         | 67,206         |
| Share issue expenses                                      | -             | (12,126)      | -               | -                 | -                | -                | (12,126)                                     | -                         | (12,126)       |
| Capitalisation issue                                      | 2,552         | (2,552)       | -               | -                 | -                | -                | -  | -                         | -              |
|   | <b>3,403</b>  | <b>51,677</b> | -               | -                 | -                | -                | <b>55,080</b>                                | -                         | <b>55,080</b>  |
| Loss for the year   | -             | -             | -               | -                 | -                | (6,645)          | (6,645)                                      | -                         | (6,645)        |
| Other comprehensive income                                |               |               |                 |                   |                  |                  |  |                           |                |
| Exchange differences on translation of foreign operations | -             | -             | -               | -                 | 512              | -                | 512  | -                         | 512            |
| Total comprehensive income for the year                   | -             | -             | -               | -                 | 512              | (6,645)          | (6,133)                                      | -                         | (6,133)        |
| Profit appropriations to statutory reserve                | -             | -             | -               | 273               | -                | (273)            | -  | -                         | -              |
| As at 31 December 2017 and 1 January 2018                 | <b>3,403</b>  | <b>51,677</b> | <b>5,987</b>    | <b>6,009</b>      | <b>512</b>       | <b>11,771</b>    | <b>79,359</b>                                | -                         | <b>79,359</b>  |
| Profit for the year                                       | -             | -             | -               | -                 | -                | 30,117           | 30,117                                       | (1)                       | 30,116         |
| Other comprehensive income                                |               |               |                 |                   |                  |                  |  |                           |                |
| Exchange differences on translation of foreign operations | -             | -             | -               | -                 | (3,190)          | -                | (3,190)                                      | -                         | (3,190)        |
| Total comprehensive income for the year                   | -             | -             | -               | -                 | (3,190)          | 30,117           | 26,927                                       | (1)                       | 26,926         |
| Profit appropriations to statutory reserve                | -             | -             | -               | 773               | -                | (773)            | -  | -                         | -              |
| As at 31 December 2018                                    | <b>3,403</b>  | <b>51,677</b> | <b>5,987</b>    | <b>6,782</b>      | <b>(2,678)</b>   | <b>41,115</b>    | <b>106,286</b>                               | <b>(1)</b>                | <b>106,285</b> |

^ The balance represents amount less than RMB1,000.


**CONSOLIDATED STATEMENT OF CASH FLOWS**

FOR THE YEAR ENDED 31 DECEMBER 2018

|   | 2018<br>RMB'000 | 2017<br>RMB'000 |
|---|-----------------|-----------------|
| <b>Cash flows from operating activities</b>   |                 |                 |
| Profit/(loss) before income tax   | 41,396          | (1,622)         |
| Adjustments for:  |                 |                 |
| Interest income   | (958)           | (396)           |
| Depreciation of property, plant and equipment   | 1,157           | 754             |
| Expected credit loss on financial assets  | 85              | –               |
| Loss/(gain) on disposal of property, plant and equipment  | 813             | (96)            |
| Currency translation differences  | (2,937)         | –               |
| Operating profit/(loss) before working capital changes  | 39,556          | (1,360)         |
| Decrease/(increase) in trade receivables  | 8,728           | (21,826)        |
| (Increase)/decrease in deposits, prepayments and other receivables  | (4,743)         | 647             |
| (Increase)/decrease in amounts due from fellow subsidiaries   | (34,313)        | 8,953           |
| Increase in amounts due to fellow subsidiaries  | –               | 6,507           |
| Increase in trade payables  | 2,509           | 9,084           |
| Increase in contract liabilities  | 7,958           | –               |
| Increase in accruals and other payables   | 1,822           | 1,227           |
| <b>Net cash generated from operations</b>   | 21,517          | 3,232           |
| Income tax paid   | (2,483)         | (3,079)         |
| <b>Net cash generated from operating activities</b>   | 19,034          | 153             |
| <b>Cash flows from investing activities</b>   |                 |                 |
| Interest income received  | 958             | 396             |
| Purchases of property, plant and equipment, net of deposits paid for acquisition of property, plant and equipment | (1,187)         | (3,476)         |
| Increase in deposits paid for acquisition of property, plant and equipment  | –               | (741)           |
| Proceeds from disposal of property, plant and equipment   | –               | 176             |
| <b>Net cash used in investing activities</b>  | (229)           | (3,645)         |
| <b>Cash flows from financing activities</b>   |                 |                 |
| Proceeds from the share offer and placing, net of share issue expenses  | –               | 55,080          |
| Dividend paid   | –               | (14,637)        |
| Decrease in amounts due to fellow subsidiaries  | –               | (4,479)         |
| <b>Net cash generated from financing activities</b>   | –               | 35,964          |
| <b>Net increase in cash and cash equivalents</b>  | 18,805          | 32,472          |
| <b>Effect of foreign exchange rate changes</b>  | (202)           | 512             |
| <b>Cash and cash equivalents at beginning of year</b>   | 91,151          | 58,167          |
| <b>Cash and cash equivalents at end of year</b>   | 109,754         | 91,151          |
| <b>Analysis of balances of cash and cash equivalents</b>  |                 |                 |
| Bank balances and cash  | 109,754         | 91,151          |

**NOTES TO THE FINANCIAL STATEMENTS**

FOR THE YEAR ENDED 31 DECEMBER 2018

**1. GENERAL INFORMATION, REORGANISATION AND BASIS OF PRESENTATION**

Fineland Real Estate Services Group Limited (the “Company”) was incorporated as an exempted company in the Cayman Islands with limited liability. The address of its registered office is P.O. Box 1350, Clifton House, 75 Fort Street, Grand Cayman KY1-1108, Cayman Islands. Its principal place of business is located at 9/F, Wah Yuen Building, 149 Queen’s Road Central, Central, Hong Kong. During the prior year, its shares were listed on GEM of The Stock Exchange of Hong Kong Limited (the “Stock Exchange”) (the “Listing”).

The principal activities of the Company and its subsidiaries (collectively referred to as the “Group”) are the provision of real estate agency services, property research and consultancy and integrated services in the People’s Republic of China (the “PRC”).

The immediate holding company and ultimate holding company of the Company are Mansion Green Holdings Limited (“Mansion Green”) and Widethrive Investments Limited, respectively, companies incorporated in the British Virgin Islands (the “BVI”) with limited liability.

In connection with the Listing, the Company underwent a reorganisation (the “Reorganisation”) and became the holding company of its subsidiaries now comprising the Group since 1 March 2017 by way of share swaps, through Fineland Property Services Holdings Limited (“Fineland Holdings”), the direct wholly-owned subsidiary of the Company, with the then existing shareholders of Fineland Real Estate Services Limited (“Fineland Real Estate Services”). The share swaps had no substance and did not form a business combination, and accordingly, the financial statements of the Company and Fineland Holdings were consolidated with those of Fineland Real Estate Services using the predecessor carrying amounts. Further details of the Reorganisation are set out in the section headed “History, Reorganisation and Corporate Structure” in the prospectus of the Company dated 31 October 2017.

**2. ADOPTION OF HONG KONG FINANCIAL REPORTING STANDARDS (“HKFRSs”)****(a) Adoption of new or revised HKFRSs — effective on 1 January 2018**

|   |   |
|---|---|
| Amendments to HKFRS 2                         | Classification and Measurement of Share-based Payment Transactions                    |
| HKFRS 9                                       | Financial Instruments   |
| HKFRS 15                                      | Revenue from Contracts with Customers   |
| Amendments to HKFRS 15                        | Revenue from Contracts with Customers (Clarifications to HKFRS 15)                    |
| HK(IFRIC) – Int 22                            | Foreign Currency Transactions and Advance Consideration                               |
| Annual Improvements to HKFRSs 2014-2016 Cycle | Amendments to HKFRS 1, First-time Adoption of Hong Kong Financial Reporting Standards |

The impacts of the adoption of HKFRS 9 Financial Instruments and HKFRS 15 Revenue from Contracts with Customers have been summarised as below. The other new or revised HKFRSs that are effective from 1 January 2018 did not have material impact on the Group’s accounting policies.



## NOTES TO THE FINANCIAL STATEMENTS

FOR THE YEAR ENDED 31 DECEMBER 2018

### 2. ADOPTION OF HONG KONG FINANCIAL REPORTING STANDARDS (“HKFRSs”)

(Continued)

#### (a) Adoption of new or revised HKFRSs — effective on 1 January 2018 (Continued)

##### HKFRS 9 – Financial Instruments

##### (i) Classification and measurement of financial instruments

HKFRS 9 replaces HKAS 39 Financial Instruments: Recognition and Measurement for annual periods beginning on or after 1 January 2018, bringing together all three aspects of the accounting for financial instruments: (1) classification and measurement; (2) impairment and (3) hedge accounting. The adoption of HKFRS 9 from 1 January 2018 has resulted in changes in accounting policies of the Group and the amounts recognised in the consolidated financial statements.

HKFRS 9 carries forward the recognition, classification and measurement requirements for financial liabilities from HKAS 39, except for financial liabilities designated at fair value through profit or loss (“FVTPL”), where the amount of change in fair value attributable to change in credit risk of the liability is recognised in other comprehensive income unless that would create or enlarge an accounting mismatch. In addition, HKFRS 9 retains the requirements in HKAS 39 for derecognition of financial assets and financial liabilities. However, it eliminates the previous HKAS 39 categories for financial assets of held to maturity financial assets, loans and receivables and available-for-sale financial assets. The adoption of HKFRS 9 has no material impact on the Group’s accounting policies related to financial liabilities. The impact of HKFRS 9 on the Group’s classification and measurement of financial assets is set out below.

Under HKFRS 9, except for certain trade receivables (that the trade receivables do not contain a significant financing component in accordance with HKFRS 15), an entity shall, at initial recognition, measure a financial asset at its fair value plus, in the case of a financial asset not at FVTPL, transaction costs. A financial asset is classified as: (i) financial assets at amortised cost (“amortised cost”); (ii) financial assets at fair value through other comprehensive income (“FVOCI”); or (iii) FVTPL. The classification of financial assets under HKFRS 9 is generally based on two criteria: (i) the business model under which the financial asset is managed; and (ii) its contractual cash flow characteristics (the “solely payments of principal and interest” criterion, also known as “SPPI criterion”). Under HKFRS 9, embedded derivative is no longer required to be separated from a host financial asset. Instead, the hybrid financial instrument is assessed as a whole for the classification.


The following accounting policies would be applied to the Group’s financial assets including bank balances and cash, trade receivables, deposits and other receivables and amounts due from fellow subsidiaries:

Amortised cost

Financial assets at amortised cost are subsequently measured using the effective interest rate method. Interest income, foreign exchange gains and losses and impairment are recognised in profit or loss. Any gain on derecognition is recognised in profit or loss.

**NOTES TO THE FINANCIAL STATEMENTS**

FOR THE YEAR ENDED 31 DECEMBER 2018

**2. ADOPTION OF HONG KONG FINANCIAL REPORTING STANDARDS (“HKFRSs”)***(Continued)***(a) Adoption of new or revised HKFRSs — effective on 1 January 2018** *(Continued)***HKFRS 9 – Financial Instruments** *(Continued)***(i) Classification and measurement of financial instruments** *(Continued)*

The following table summarises the original measurement categories under HKAS 39 and the new measurement categories under HKFRS 9 for each class of the Group’s financial assets as at 1 January 2018:

| Financial assets                     | Original classification under HKAS 39 | New classification under HKFRS 9 | Carrying amount as at        | Carrying amount as at        |
|--------------------------------------|---------------------------------------|----------------------------------|------------------------------|------------------------------|
|                                      |                                       |                                  | 1 January 2018 under HKAS 39 | 1 January 2018 under HKFRS 9 |
|                                      |                                       |                                  | RMB’000                      | RMB’000                      |
| Trade receivables                    | Loans and receivables                 | Amortised cost                   | 31,630                       | 31,630                       |
| Deposits and other receivables       | Loans and receivables                 | Amortised cost                   | 2,688                        | 2,688                        |
| Amounts due from fellow subsidiaries | Loans and receivables                 | Amortised cost                   | 438                          | 438                          |
| Bank balances and cash               | Loans and receivables                 | Amortised cost                   | 91,151                       | 91,151                       |

**(ii) Impairment of financial assets**

The adoption of HKFRS 9 has changed the Group’s impairment model by replacing the HKAS 39 “incurred loss model” to the “expected credit losses (“ECLs”) model”. HKFRS 9 requires the Group to recognise ECLs for trade receivables and financial assets at amortised cost earlier than HKAS 39. Cash and cash equivalents are subject to ECLs model but the impairment is immaterial for the current period.

Under HKFRS 9, the loss allowances are measured on either of the following bases: (1) 12 months ECLs: these are the ECLs that result from possible default events within the 12 months after the reporting date; and (2) lifetime ECLs: these are ECLs that result from all possible default events over the expected life of a financial instrument.

*Measurement of ECLs*

ECLs are based on the difference between the contractual cash flows due in accordance with the contract and all the cash flows that the Group expects to receive. The shortfall is then discounted at an approximation to the assets’ original effective interest rate.

## NOTES TO THE FINANCIAL STATEMENTS

FOR THE YEAR ENDED 31 DECEMBER 2018

### 2. ADOPTION OF HONG KONG FINANCIAL REPORTING STANDARDS (“HKFRSs”)

(Continued)

#### (a) Adoption of new or revised HKFRSs — effective on 1 January 2018 (Continued)

##### **HKFRS 9 – Financial Instruments** (Continued)

##### **(ii) Impairment of financial assets** (Continued)

###### *Measurement of ECLs* (Continued)

The Group has elected to measure loss allowances for receivables using HKFRS 9 simplified approach and has calculated ECLs based on lifetime ECLs. The Group has established a provision matrix that is based on the Group’s historical credit loss experience, adjusted for forward-looking factors specific to the debtors and the economic environment. To measure the ECLs, trade receivables have been grouped based on shared credit risk characteristics and the days past due. The ECL rate of collectively assessed trade receivables past due within 3 months is 0.04%, past due between 4 to 12 months is 0.31% and individually assessed trade receivables is 100%. The Group has considered that the adoption of HKFRS 9 simplified approach has not resulted in any significant increase in additional impairment loss on trade receivables as at 1 January 2018.

No additional impairment for financial assets at amortised cost as at 1 January 2018 is recognised as the Group has considered that there has not been a significant increase in credit risk of such financial assets since initial recognition as at 1 January 2018 and the ECL rates on amounts due from fellow subsidiaries and deposits and other receivables are assessed to be minimal and accordingly, the amount of additional impairment measured under the ECLs model is immaterial.

##### **(iii) Transition**


The Group has applied the transitional provision in HKFRS 9 such that HKFRS 9 was generally adopted without restating comparative information. The reclassifications and the adjustments arising from the new ECLs rules are therefore not reflected in the statement of financial position as at 31 December 2017, but are recognised in the statement of financial position on 1 January 2018. This means that differences in the carrying amounts of financial assets and financial liabilities resulting from the adoption of HKFRS 9, if any, are recognised in retained profits and reserves as at 1 January 2018. Accordingly, the information presented for 2017 does not reflect the requirements of HKFRS 9 but rather those of HKAS 39.

The determination of the business model within which a financial asset is held has been made on the basis of the facts and circumstances that existed at the date of initial application of HKFRS 9 (the “DIA”).

If an investment in a debt investment had low credit risk at the DIA, the Group has assumed that the credit risk on the asset had not increased significantly since its initial recognition.

## NOTES TO THE FINANCIAL STATEMENTS

FOR THE YEAR ENDED 31 DECEMBER 2018



### 2. ADOPTION OF HONG KONG FINANCIAL REPORTING STANDARDS (“HKFRSs”)

*(Continued)*

#### (a) Adoption of new or revised HKFRSs — effective on 1 January 2018 *(Continued)*

##### **HKFRS 15 — Revenue from Contracts with Customers**

HKFRS 15 supersedes HKAS 11 Construction Contracts, HKAS 18 Revenue and related interpretations. HKFRS 15 has established a five-step model to account for revenue arising from contracts with customers. Under HKFRS 15, revenue is recognised at the amount that reflects the consideration to which an entity expects to be entitled in exchange for transferring goods or services to a customer.

The Group has elected to use the cumulative effect transition method and has recognised the cumulative effect if any of initial application as an adjustment to the opening balance of equity at 1 January 2018. Therefore, comparative information has not been restated and continues to be reported under HKAS 18 and HKAS 11. As allowed by HKFRS 15, the Group has applied the new requirements only to contracts that were not completed before 1 January 2018.

The Group considers that the application of HKFRS 15 does not have a material impact on the timing and amounts of revenue recognised on (i) real estate agency service income (including online property referral and agency service income); (ii) property research and consultancy service income; and (iii) integrated services income in the respective reporting periods upon its initial adoption and the details are set out below:

#### **(i) Real estate agency service income (including online property referral and agency service income)**

The Group’s entitlement to real estate agency service income includes an element of consideration that is variable or contingent on the outcome of future events. Actual real estate agency service income is recognised at a point in time when the service is rendered and, among others, the execution of the sale and purchase agreement between property buyers and property developers and payment of the required amount according to the terms and conditions stated in different agency contracts. Based on terms and conditions in agency contracts and customary industry practice, real estate agency service income is not required to return to property developers when the property buyers have made the required payments which became non-refundable.

Prior to the adoption of HKFRS 15, the Group recognised revenue when it was probable that future economic benefits would flow to the Group and the amount could be measured reliably. At the end of the reporting period, the Company’s management estimated the amount of variable consideration taking into account the customers’ profiles, contractual terms and other relevant factors.

## NOTES TO THE FINANCIAL STATEMENTS

FOR THE YEAR ENDED 31 DECEMBER 2018

### 2. ADOPTION OF HONG KONG FINANCIAL REPORTING STANDARDS (“HKFRSs”)

*(Continued)*

#### (a) Adoption of new or revised HKFRSs — effective on 1 January 2018 *(Continued)*

##### **HKFRS 15 — Revenue from Contracts with Customers** *(Continued)*

##### **(i) Real estate agency service income (including online property referral and agency service income)** *(Continued)*

Under HKFRS 15, the Group is required to estimate the total consideration, including an estimate of variable consideration, received in exchange for the services rendered. The Group’s variable considerations include progressive commission rates and performance bonus based on pre-agreed sales targets. For progressive commission rates, before the Group met the agreed sales targets, the Group will recognise revenue based on a lower commission rate. Until when the sales target is met, the Group will recognise the incremental revenue at the higher commission rate on the performance obligations satisfied in previous periods. Similarly the Group will recognise the performance bonus as revenue when the sales target is met. The Group considers that it is until when the sales target is met, it is highly probable that a significant reversal in the cumulative amount of revenue recognised will not occur in future periods when the uncertainty associated with the variable consideration is subsequently resolved. At the end of the reporting period, the Group reassesses the estimates of the transaction price until the uncertainty is resolved.

In addition, few property developer customers may retain a minor portion of the amounts due for a period of more than 1 year. Management of the Group considered that such retainage is to ensure the Group continues to provide agency service until the project is completed. Accordingly, management concluded that these contracts do not contain a significant financing component as the contracts require the amount to be retained for reasons other than the provision of finance.

The application of HKFRS 15 has no significant impact on the Group’s previous accounting policy in relation to the recognition of real estate agency service income (including online property referral and agency service income).

##### **(ii) Property research and consultancy service income**

Revenue from property research and consultancy service is recognised at a point in time when the services are rendered and the customers have received and endorsed the reports, the Group has a present right to payment for the services performed.


Based on the assessment, the adoption of HKFRS 15 has no significant impact on the Group’s previous accounting policy in relation to the recognition of property research and consultancy service income under HKAS 18.

##### **(iii) Integrated services income**

Revenue from integrated services is recognised at a point in time when the services are rendered with the specified performance obligation met, the Group has a present right to payment for the services performed.

**NOTES TO THE FINANCIAL STATEMENTS**

FOR THE YEAR ENDED 31 DECEMBER 2018

**2. ADOPTION OF HONG KONG FINANCIAL REPORTING STANDARDS (“HKFRSs”)***(Continued)***(a) Adoption of new or revised HKFRSs — effective on 1 January 2018** *(Continued)***HKFRS 15 — Revenue from Contracts with Customers** *(Continued)***(iii) Integrated services income** *(Continued)*

Based on the assessment, the adoption of HKFRS 15 has no significant impact on the Group’s previous accounting policy in relation to the recognition of integrated services income under HKAS 18.

Accordingly, there is no material impact of transition to HKFRS 15 on retained profits and the related tax as at 1 January 2018. There is no material impact on the Group’s financial statements for the year ended 31 December 2018 except for the presentation of contract liabilities below.

**Presentation of contract assets and liabilities**

Under HKFRS 15, a receivable is recognised only if the Group has an unconditional right to consideration. If the Group recognises the related revenue before being unconditionally entitled to the consideration for the promised goods and services in the contract, the entitlement to consideration is classified as a contract asset. Similarly, a contract liability, rather than a payable, is recognised when a customer pays consideration, or is contractually required to pay consideration and the amount is already due, before the Group recognises the related revenue. For a single contract with the customer, either a net contract asset or a net contract liability is presented. For multiple contracts, contract assets and contract liabilities of unrelated contracts are not presented on a net basis.

To reflect these changes in presentation, the Group has recognised contract liabilities amounting to RMB8,338,000 (Note 20), which is advance payments received from customers and reclassified from accruals and other payables and amounts due to fellow subsidiaries, as at 1 January 2018.

**(b) New or revised HKFRSs that have been issued but are not yet effective**

The following new or revised HKFRSs, potentially relevant to the Group’s financial statements, have been issued, but are not yet effective and have not been early adopted by the Group in the preparation of these financial statements. The Group’s current intention is to apply these changes on the date they become effective.

|  |   |
|--|---|
| HKFRS 16   | Leases <sup>1</sup>   |
| HK(IFRIC) – Int 23                                 | Uncertainty over Income Tax Treatments <sup>1</sup>         |
| Amendments to HKFRS 3                              | Definition of a Business <sup>2</sup>                       |
| Amendments to HKFRS 9                              | Prepayment Features with Negative Compensation <sup>1</sup> |
| Annual Improvements to HKFRSs<br>2015 – 2017 Cycle | Amendments to HKFRS 3, Business Combinations <sup>1</sup>   |
| Annual Improvements to HKFRSs<br>2015 – 2017 Cycle | Amendments to HKAS 12, Income Taxes <sup>1</sup>            |
| Annual Improvements to HKFRSs<br>2015 – 2017 Cycle | Amendments to HKAS 23, Borrowing Costs <sup>1</sup>         |

<sup>1</sup> Effective for annual periods beginning on or after 1 January 2019

<sup>2</sup> Effective for annual periods beginning on or after 1 January 2020

## NOTES TO THE FINANCIAL STATEMENTS

FOR THE YEAR ENDED 31 DECEMBER 2018

### 2. ADOPTION OF HONG KONG FINANCIAL REPORTING STANDARDS (“HKFRSs”)

(Continued)

#### (b) New or revised HKFRSs that have been issued but are not yet effective (Continued)

##### **HKFRS 16 — Leases**

For lessee accounting, HKFRS 16 introduces a single accounting model and requires a lessee to recognise assets and liabilities for all leases with a term of more than 12 months, unless the underlying asset is of low value. A lessee is required to recognise a right-of-use asset representing its right to use the underlying leased asset and a lease liability representing its obligation to make lease payments. For lessor accounting, HKFRS 16 substantially carries forward the lessor accounting requirements in HKAS 17. Accordingly, a lessor continues to classify its leases as operating leases or finance leases, and to account for those two types of leases differently.

Application of HKFRS 16 will result in the Group’s recognition of right-of-use assets and corresponding liabilities in respect of its operating lease arrangements. These assets and liabilities are currently not required to be recognised but certain relevant information is disclosed in Note 23(a) to the financial statements.

As set out in Note 23(a) to the financial statements, the total future minimum lease payments under non-cancellable operating leases of the Group in respect of office and shop premises as at 31 December 2018 amounted to approximately RMB22,335,000. The directors of the Company do not expect the adoption of HKFRS 16 as compared with the current accounting policy would result in significant impact on the Group’s financial performance but it is expected that the Group has to separately recognise the interest expense on the lease liabilities and the depreciation expense on the right-of-use assets, and that certain portion of the future minimum lease payments under the Group’s operating leases will be required to be recognised in the Group’s consolidated statement of financial position as right-of-use assets and lease liabilities. The Group will also be required to remeasure the lease liabilities upon the occurrence of certain events (e.g. a change in the lease term) and recognise the amount of the remeasurement of the lease liabilities as an adjustment to the right-of-use assets. In addition, payments for the principal portion of the lease liabilities will be presented within financing activities in the Group’s consolidated statement of cash flows.


##### **HK(IFRIC) – Int 23 — Uncertainty over Income Tax Treatments**

The interpretation supports the requirements of HKAS 12, Income Taxes, by providing guidance over how to reflect the effects of uncertainty in accounting for income taxes.

Under the interpretation, the entity shall determine whether to consider each uncertain tax treatment separately or together based on which approach better predicts the resolution of the uncertainty. The entity shall also assume the tax authority will examine amounts that it has a right to examine and have full knowledge of all related information when making those examinations. If the entity determines it is probable that the tax authority will accept an uncertain tax treatment, then the entity should measure current and deferred tax in line with its tax filings. If the entity determines it is not probable, then the uncertainty in the determination of tax is reflected using either the “most likely amount” or the “expected value” approach, whichever better predicts the resolution of the uncertainty.

**NOTES TO THE FINANCIAL STATEMENTS**

FOR THE YEAR ENDED 31 DECEMBER 2018

**2. ADOPTION OF HONG KONG FINANCIAL REPORTING STANDARDS (“HKFRSs”)***(Continued)***(b) New or revised HKFRSs that have been issued but are not yet effective** *(Continued)****Amendments to HKFRS 9 — Prepayment Features with Negative Compensation***

The amendments clarify that prepayable financial assets with negative compensation can be measured at amortised cost or at FVOCI if specified conditions are met — instead of at FVTPL.

***Annual Improvements to HKFRSs 2015 – 2017 Cycle — Amendments to HKFRS 3, Business Combinations***

The amendments issued under the annual improvements process make small, non-urgent changes to standards where they are currently unclear. They include amendments to HKFRS 3 which clarifies that when a joint operator of a business obtains control over a joint operation, this is a business combination achieved in stages and the previously held equity interest should therefore be remeasured to its acquisition-date fair value.

***Annual Improvements to HKFRSs 2015 – 2017 Cycle — Amendments to HKAS 12, Income Taxes***

The amendments issued under the annual improvements process make small, non-urgent changes to standards where they are currently unclear. They include amendments to HKAS 12 which clarify that all income tax consequences of dividends are recognised consistently with the transactions that generated the distributable profits, either in profit or loss, other comprehensive income or directly in equity.

***Annual Improvements to HKFRSs 2015 – 2017 Cycle — Amendments to HKAS 23, Borrowing Costs***

The amendments issued under the annual improvements process make small, non-urgent changes to standards where they are currently unclear. They include amendments to HKAS 23 which clarifies that a borrowing made specifically to obtain a qualifying asset which remains outstanding after the related qualifying asset is ready for its intended use or sale would become part of the funds an entity borrows generally and therefore included in the general pool.

The Group is not yet in a position to state whether these new pronouncements will result in substantial changes to the Group’s accounting policies and financial statements.

**3. BASIS OF PREPARATION****(a) Statement of compliance**

The financial statements have been prepared in accordance with all applicable HKFRSs, Hong Kong Accounting Standards (“HKASs”) and Interpretations (hereinafter collectively referred to as the “HKFRSs”) and the disclosure requirements of the Hong Kong Companies Ordinance. In addition, the financial statements include applicable disclosures required by the Rules Governing the Listing of Securities on GEM of the Stock Exchange (the “GEM Listing Rules”).

**(b) Basis of measurement**

The financial statements have been prepared under the historical cost basis.



## NOTES TO THE FINANCIAL STATEMENTS

FOR THE YEAR ENDED 31 DECEMBER 2018

### 3. BASIS OF PREPARATION *(Continued)*

#### (c) Functional and presentation currency

The financial statements are presented in Renminbi (“RMB”), which is the functional currency of the Company’s subsidiaries established in the PRC. The functional currency of the Company is Hong Kong dollars (“HK\$”). All values are rounded to the nearest thousand (“RMB’000”) except when otherwise indicated.

### 4. SUMMARY OF SIGNIFICANT ACCOUNTING POLICIES

#### (a) Business combination and basis of consolidation

These financial statements incorporate the financial statements of the Group. As explained in Note 1, the Reorganisation is accounted for using the predecessor carrying amounts. Inter-company transactions and balances between group companies together with unrealised profits are eliminated in full in preparing these financial statements. Unrealised losses are also eliminated unless the transaction provides evidence of impairment on the asset transferred, in which case the loss is recognised in profit or loss.

The results of subsidiaries acquired during the reporting period are included in the consolidated statement of comprehensive income from the dates of acquisition. Where necessary, adjustments are made to the financial statements of subsidiaries to bring their accounting policies into line with those used by other members of the Group.


Acquisition of subsidiaries or businesses is accounted for using the acquisition method. The cost of an acquisition is measured at the aggregate of the acquisition-date fair value of assets transferred, liabilities incurred and equity interests issued by the Group, as the acquirer. The identifiable assets acquired and liabilities assumed are principally measured at acquisition-date fair value. The Group’s previously held equity interest in the acquiree is re-measured at acquisition-date fair value and the resulting gains or losses are recognised in profit or loss. Acquisition-related costs incurred are expensed unless they are incurred in issuing equity instruments in which case the costs are deducted from equity.

Non-controlling interests represent the equity in a subsidiary not attributable directly or indirectly to the Company, and in respect of which the Group has not agreed any additional terms with the holders of those interests which would result in the Group as a whole having a contractual obligation in respect of those interests that meets the definition of a financial liability. For each business combination, the Group can elect to measure any non-controlling interests either at fair value or at their proportionate share of the subsidiary’s net identifiable assets.

Non-controlling interests are presented in the consolidated statement of financial position within equity, separately from equity attributable to the owners of the Company. Non-controlling interests in the results of the Group are presented on the face of the consolidated statement of comprehensive income as an allocation of the total profit or loss and total comprehensive income for the year between non-controlling interests and the owners of the Company.

**NOTES TO THE FINANCIAL STATEMENTS**

FOR THE YEAR ENDED 31 DECEMBER 2018

**4. SUMMARY OF SIGNIFICANT ACCOUNTING POLICIES** *(Continued)***(b) Subsidiaries**

A subsidiary is an investee over which the Company is able to exercise control. The Company controls an investee if all three of the following elements are present: power over the investee, exposure, or rights to, variable returns from the investee, and the ability to use its power to affect those variable returns. Control is reassessed whenever facts and circumstances indicate that there may be a change in any of these elements of control.

In the Company's statement of financial position, interests in subsidiaries are stated at cost less impairment loss, if any. The results of subsidiaries are accounted for by the Company on the basis of dividend received and receivable.

**(c) Property, plant and equipment**

Property, plant and equipment are stated at historical cost less accumulated depreciation and any accumulated impairment losses.

Historical cost of an asset comprises its purchase price and any directly attributable costs of bringing the asset to its present working condition and location for its intended use. Expenditure incurred after the asset has been put into operation, such as repairs and maintenance and overhaul costs, is charged to profit or loss in the period in which it is incurred. In situations where it is probable that future economic benefits of the expenditure will flow to the entity, and the cost of which can be measured reliably, the expenditure is capitalised as an additional cost of the asset or a separate asset.

Depreciation is charged so as to write off the cost of items of property, plant and equipment over their estimated useful lives and after taking into account their estimated residual value, using the straight-line method. The estimated useful lives, residual values and depreciation method are reviewed at the end of the reporting period, with the effect of any changes in estimate accounted for on a prospective basis. The principal annual rates are as follows:

|                                   |  |
|-----------------------------------|--|
| Furniture, fixtures and equipment | 20%  |
| Motor vehicles                    | 25%  |
| Computer equipment and software   | 10% to 33 <sup>1</sup> / <sub>3</sub> %  |
| Leasehold improvements            | Annual rates as determined by shorter of expected useful lives of 5 years and the unexpired period of the leases |

An asset is written down immediately to its recoverable amount if its carrying amount is higher than the asset's estimated recoverable amount.

The gain or loss on disposal of an item of property, plant and equipment is the difference between the net sale proceeds and its carrying amount, and is recognised in profit or loss on disposal.

## NOTES TO THE FINANCIAL STATEMENTS

FOR THE YEAR ENDED 31 DECEMBER 2018

### 4. SUMMARY OF SIGNIFICANT ACCOUNTING POLICIES *(Continued)*

#### (d) Impairment of non-financial assets

At the end of the reporting period, the Group reviews the carrying amounts of its property, plant and equipment to determine whether there is any indication that those assets have suffered an impairment loss or an impairment loss previously recognised no longer exists or may have decreased. If any such indication exists, the recoverable amount of the asset is estimated in order to determine the extent of the impairment loss (if any). Where it is not possible to estimate the recoverable amount of an individual asset, the Group estimates the recoverable amount of the cash-generating unit ("CGU") to which the asset belongs. Recoverable amount is the higher of fair value less costs of disposal and value in use. In assessing value in use, the estimated future cash flows are discounted to their present value using a pre-tax discount rate that reflects current market assessments of the time value of money and the risks specific to the asset for which the estimates of future cash flows have not been adjusted.

If the recoverable amount of an asset (or CGU) is estimated to be less than its carrying amount, the carrying amount of the asset (or CGU) is reduced to its recoverable amount. An impairment loss is recognised immediately in profit or loss.

Where an impairment loss subsequently reverses, the carrying amount of the asset (or CGU) is increased to the revised estimate of its recoverable amount to the extent that the increased carrying amount does not exceed the carrying amount that would have been determined had no impairment loss been recognised for the asset (or CGU) in prior years. A reversal of an impairment loss is recognised immediately in profit or loss.

#### (e) Financial instruments

##### *Accounting policies applied from 1 January 2018*

##### (i) Financial assets


A financial asset (unless it is a trade receivable without a significant financing component) is initially measured at fair value plus, for an item not at FVTPL, transaction costs that are directly attributable to its acquisition or issue. A trade receivable without a significant financing component is initially measured at the transaction price.

All regular way purchases and sales of financial assets are recognised on the trade date, that is, the date that the Group commits to purchase or sell the asset. Regular way purchases or sales are purchases or sales of financial assets that require delivery of assets within the period generally established by regulation or convention in the market place.

Financial assets with embedded derivatives are considered in their entirety when determining whether their cash flows are solely payment of principal and interest.

# NOTES TO THE FINANCIAL STATEMENTS

FOR THE YEAR ENDED 31 DECEMBER 2018



## 4. SUMMARY OF SIGNIFICANT ACCOUNTING POLICIES *(Continued)*

### (e) Financial instruments *(Continued)*

#### *Accounting policies applied from 1 January 2018 (Continued)*

##### (i) Financial assets *(Continued)*

###### *Debt instruments*

Subsequent measurement of debt instruments depends on the Group's business model for managing the asset and the cash flow characteristics of the asset. There are three measurement categories into which the Group classifies its debt instruments:

**Amortised cost:** Assets that are held for collection of contractual cash flows where those cash flows represent solely payments of principal and interest are measured at amortised cost. Financial assets at amortised cost are subsequently measured using the effective interest rate method. Interest income, foreign exchange gains and losses and impairment are recognised in profit or loss. Any gain on derecognition is recognised in profit or loss.

**FVOCI:** Assets that are held for collection of contractual cash flows and for selling the financial assets, where the assets' cash flows represent solely payments of principal and interest, are measured at FVOCI. Debt investments at FVOCI are subsequently measured at fair value. Interest income calculated using the effective interest rate method, foreign exchange gains and losses and impairment are recognised in profit or loss. Other net gains and losses are recognised in other comprehensive income. On derecognition, gains and losses accumulated in other comprehensive income are reclassified to profit or loss.

**FVTPL:** Financial assets at FVTPL include financial assets held for trading, financial assets designated upon initial recognition at FVTPL, or financial assets mandatorily required to be measured at fair value. Financial assets are classified as held for trading if they are acquired for the purpose of selling or repurchasing in the near term. Derivatives, including separated embedded derivatives, are also classified as held for trading unless they are designated as effective hedging instruments. Financial assets with cash flows that are not solely payments of principal and interest are classified and measured at FVTPL, irrespective of the business model. Notwithstanding the criteria for debt instruments to be classified at amortised cost or at FVOCI, as described above, debt instruments may be designated at FVTPL on initial recognition if doing so eliminates, or significantly reduces, an accounting mismatch.

## NOTES TO THE FINANCIAL STATEMENTS

FOR THE YEAR ENDED 31 DECEMBER 2018

### 4. SUMMARY OF SIGNIFICANT ACCOUNTING POLICIES *(Continued)*

#### (e) Financial instruments *(Continued)*

##### **Accounting policies applied from 1 January 2018 *(Continued)***

##### **(ii) Impairment loss on financial assets**

The Group recognises loss allowances for ECL on trade receivables and financial assets measured at amortised cost. The ECLs are measured on either of the following bases:

- (1) 12 months ECLs: these are the ECLs that result from possible default events within the 12 months after the reporting date: and
- (2) lifetime ECLs: these are ECLs that result from all possible default events over the expected life of a financial instrument. The maximum period considered when estimating ECLs is the maximum contractual period over which the Group is exposed to credit risk.

ECLs are a probability-weighted estimate of credit losses. Credit losses are measured as the difference between all contractual cash flows that are due to the Group in accordance with the contract and all the cash flows that the Group expects to receive. The shortfall is then discounted at an approximation to the assets' original effective interest rate.

The Group has elected to measure loss allowances for trade receivables using HKFRS 9 simplified approach and has calculated ECLs based on lifetime ECLs. The Group has established a provision matrix that is based on the Group's historical credit loss experience, adjusted for forward-looking factors specific to the debtors and the economic environment.


For other debt financial assets, the ECLs are based on the 12-month ECLs. However, when there has been a significant increase in credit risk since origination, the allowance will be based on the lifetime ECLs.

When determining whether the credit risk of a financial asset has increased significantly since initial recognition and when estimating ECL, the Group considers reasonable and supportable information that is relevant and available without undue cost or effort. This includes both quantitative and qualitative information analysis, based on the Group's historical experience and informed credit assessment and including forward-looking information.

The Group assumes that the credit risk on a financial asset has increased significantly if it is more than 30 days past due.

## NOTES TO THE FINANCIAL STATEMENTS

FOR THE YEAR ENDED 31 DECEMBER 2018



### 4. SUMMARY OF SIGNIFICANT ACCOUNTING POLICIES *(Continued)*

#### (e) Financial instruments *(Continued)*

##### *Accounting policies applied from 1 January 2018 (Continued)*

##### **(ii) Impairment loss on financial assets** *(Continued)*

Interest income on credit-impaired financial assets is calculated based on the amortised cost (i.e. the gross carrying amount less loss allowance) of the financial asset. For non credit-impaired financial assets interest income is calculated based on the gross carrying amount.

##### **(iii) Financial liabilities**

The Group classifies its financial liabilities, depending on the purpose for which the liabilities were incurred. Financial liabilities at FVTPL are initially measured at fair value and financial liabilities at amortised cost are initially measured at fair value, net of directly attributable costs incurred.

##### *Financial liabilities at FVTPL*

Financial liabilities at FVTPL include financial liabilities held for trading and financial liabilities designated upon initial recognition as at FVTPL.

Financial liabilities are classified as held for trading if they are acquired for the purpose of sale in the near term. Derivatives, including separated embedded derivatives, are also classified as held for trading unless they are designated as effective hedging instruments. Gains or losses on liabilities held for trading are recognised in profit or loss.

Where a contract contains one or more embedded derivatives, the entire hybrid contract may be designated as a financial liability at FVTPL, except where the embedded derivative does not significantly modify the cash flows or it is clear that separation of the embedded derivative is prohibited.

Financial liabilities may be designated upon initial recognition as at FVTPL if the following criteria are met: (i) the designation eliminates or significantly reduces the inconsistent treatment that would otherwise arise from measuring the liabilities or recognising gains or losses on them on a different basis; (ii) the liabilities are part of a group of financial liabilities which are managed and their performance evaluated on a fair value basis, in accordance with a documented risk management strategy; or (iii) the financial liability contains an embedded derivative that would need to be separately recorded.

Subsequent to initial recognition, financial liabilities at FVTPL are measured at fair value, with changes in fair value recognised in profit or loss in the period in which they arise, except for the gains and losses arising from the Group's own credit risk which are presented in other comprehensive income with no subsequent reclassification to profit or loss. The net fair value gain or loss recognised in profit or loss does not include any interest charged on these financial liabilities.

## NOTES TO THE FINANCIAL STATEMENTS

FOR THE YEAR ENDED 31 DECEMBER 2018

### 4. SUMMARY OF SIGNIFICANT ACCOUNTING POLICIES *(Continued)*

#### (e) Financial instruments *(Continued)*

##### **Accounting policies applied from 1 January 2018** *(Continued)*

#### (iii) Financial liabilities *(Continued)*

##### *Financial liabilities at amortised cost*

Financial liabilities at amortised cost including trade payables and accruals and other payables are subsequently measured at amortised cost, using the effective interest method. The related interest expense is recognised in profit or loss.

Gains or losses are recognised in profit or loss when the liabilities are derecognised as well as through the amortisation process.

#### (iv) Effective interest method

The effective interest method is a method of calculating the amortised cost of a financial asset or financial liability and of allocating interest income or interest expense over the relevant period. The effective interest rate is the rate that exactly discounts estimated future cash receipts or payments through the expected life of the financial asset or liability, or where appropriate, a shorter period.

#### (v) Equity instruments

Equity instruments issued by the Company are recorded at the proceeds received, net of direct issue costs.

#### (vi) Derecognition


The Group derecognises a financial asset when the contractual rights to the future cash flows in relation to the financial asset expire or when the financial asset has been transferred and the transfer meets the criteria for derecognition in accordance with HKFRS 9.

Financial liabilities are derecognised when the obligation specified in the relevant contract is discharged, cancelled or expires.

Where the Group issues its own equity instruments to a creditor to settle a financial liability in whole or in part as a result of renegotiating the terms of that liability, the equity instruments issued are the consideration paid and are recognised initially and measured at their fair value on the date the financial liability or part thereof is extinguished. If the fair value of the equity instruments issued cannot be reliably measured, the equity instruments are measured to reflect the fair value of the financial liability extinguished. The difference between the carrying amount of the financial liability or part thereof extinguished and the consideration paid is recognised in profit or loss for the year.

# NOTES TO THE FINANCIAL STATEMENTS

FOR THE YEAR ENDED 31 DECEMBER 2018



## 4. SUMMARY OF SIGNIFICANT ACCOUNTING POLICIES *(Continued)*

### (e) Financial instruments *(Continued)*

#### **Accounting policies applied until 31 December 2017**

The Group has applied HKFRS 9 retrospectively, but has elected not to restate comparative information. Accordingly, the comparative financial information provided continues to be accounted for in accordance with the Group's previous accounting policy.

#### (i) **Financial assets**

The Group classifies its financial assets at initial recognition, depending on the purpose for which the asset was acquired. Financial assets are initially measured at fair value plus transaction costs that are directly attributable to the acquisition of the financial assets. Regular way purchases or sales of financial assets are recognised and derecognised on a trade date basis. A regular way purchase or sale is a purchase or sale of a financial asset under a contract whose terms require delivery of the asset within the time frame established generally by regulation or convention in the marketplace concerned.

The Group's financial assets are loans and receivables. These assets are non-derivative financial assets with fixed or determinable payments that are not quoted in an active market. They arise principally through the provision of services to customers, and also incorporate other types of contractual monetary asset. They are initially measured at fair value plus transaction costs that are directly attributable to the acquisition of the financial assets. Subsequent to initial recognition, they are carried at amortised cost using the effective interest method, less any identified impairment losses.

#### (ii) **Impairment loss on financial assets**

The Group assesses, at the end of the reporting period, whether there is any objective evidence that financial asset is impaired. Financial asset is impaired if there is objective evidence of impairment as a result of one or more events that has occurred after the initial recognition of the asset and that event has an impact on the estimated future cash flows of the financial asset that can be reliably estimated. Evidence of impairment may include:

- significant financial difficulty of the debtors;
- a breach of contract, such as a default or delinquency in interest or principal payments;
- granting concession to a debtor because of debtor's financial difficulty; and
- it becoming probable that the debtor will enter bankruptcy or other financial reorganisation.

An impairment loss is recognised in profit or loss when there is objective evidence that the asset is impaired, and is measured as the difference between the asset's carrying amount and the present value of the estimated future cash flows discounted at the original effective interest rate. The carrying amount of financial asset is reduced through the use of an allowance account. When any part of financial asset is determined as uncollectible, it is written off against the allowance account for the relevant financial asset.



## NOTES TO THE FINANCIAL STATEMENTS

FOR THE YEAR ENDED 31 DECEMBER 2018

### 4. SUMMARY OF SIGNIFICANT ACCOUNTING POLICIES *(Continued)*

#### (e) Financial instruments *(Continued)*

##### *Accounting policies applied until 31 December 2017 (Continued)*

##### **(ii) Impairment loss on financial assets** *(Continued)*

Impairment losses are reversed in subsequent periods when an increase in the asset's recoverable amount can be related objectively to an event occurring after the impairment was recognised, subject to a restriction that the carrying amount of the asset at the date the impairment is reversed does not exceed what the amortised cost would have been had the impairment not been recognised.

##### **(iii) Financial liabilities**

The Group classifies its financial liabilities depending on the purpose for which the liabilities were incurred.

Financial liabilities at amortised cost are initially recognised at fair value, net of directly attributable costs incurred, and are subsequently measured at amortised cost, using effective interest method. The related interest expense is recognised in profit or loss.

Gains or losses are recognised in profit or loss when the liabilities are derecognised as well as through the amortisation process.

##### **(iv) Effective interest method**

The effective interest method is a method of calculating the amortised cost of a financial asset or financial liability and of allocating interest income or interest expense over the relevant period. The effective interest rate is the rate that exactly discounts estimated future cash receipts or payments through the expected life of the financial asset or liability, or where appropriate, a shorter period.

##### **(v) Equity instruments**

Equity instruments issued by the Company are recorded at the proceeds received, net of direct issue costs.

##### **(vi) Derecognition**

The Group derecognises a financial asset when the contractual rights to the future cash flows in relation to the financial asset expire or when the financial asset has been transferred and the transfer meets the criteria for derecognition in accordance with HKAS 39.


Financial liabilities are derecognised when the obligation specified in the relevant contract is discharged, cancelled or expires.

#### **(f) Cash and cash equivalents**

Cash and cash equivalents comprise cash on hand and deposits held at call with banks, and other short-term highly liquid investments with original maturities of three months or less that are readily convertible into a known amount of cash and which are subject to an insignificant risk of changes in value.

## NOTES TO THE FINANCIAL STATEMENTS

FOR THE YEAR ENDED 31 DECEMBER 2018



### 4. SUMMARY OF SIGNIFICANT ACCOUNTING POLICIES *(Continued)*

#### (g) Leases

Leases are classified as finance leases whenever the terms of the lease transfer substantially all the risks and rewards of ownership of the assets concerned to the lessees. All other leases are classified as operating leases.

##### *The Group as lessee*

The total rentals payable under the operating leases are recognised in profit or loss on a straight-line basis over the lease term. Lease incentives received are recognised as an integrated part of the total rental expense, over the term of the lease.

#### (h) Provisions and contingent liabilities

Provisions are recognised when the Group has a present obligation (legal or constructive) as a result of a past event, it is probable that an outflow of economic benefits will be required to settle the obligation and a reliable estimate can be made.

Where it is not probable that an outflow of economic benefits will be required, or the amount cannot be estimated reliably, the obligation is disclosed as a contingent liability, unless the probability of outflow of economic benefits is remote. Possible obligations, whose existence will only be confirmed by the occurrence or non-occurrence of one or more future events, are also disclosed as contingent liabilities unless the probability of outflow of economic benefits is remote.

#### (i) Taxation

Income tax represents the sum of the tax currently payable and deferred tax.

The tax currently payable is based on taxable profit for the year. Taxable profit differs from profit as reported in the consolidated statement of comprehensive income because it excludes items of income or expense that are taxable or deductible in other years respectively and it further excludes items that are never taxable or deductible. The Group's liability for current tax is calculated using tax rates that have been enacted or substantively enacted by the end of the reporting period.

Deferred tax is recognised in respect of temporary differences between the carrying amounts of assets and liabilities for financial reporting purposes and the corresponding amounts used for tax purposes. Except for recognised assets and liabilities that affect neither accounting nor taxable profits, deferred tax liabilities are recognised for all taxable temporary differences. Deferred tax assets are recognised to the extent that it is probable that taxable profits will be available against which deductible temporary differences can be utilised. Deferred tax is measured at the tax rates appropriate to the expected manner in which the carrying amount of the asset or liability is realised or settled and that have been enacted or substantively enacted at the end of the reporting period.

Deferred tax assets and liabilities are offset when there is a legally enforceable right to set off current tax assets against current tax liabilities and when they relate to income taxes levied by the same taxation authority and the Group intends to settle its current tax assets and liabilities on a net basis.

## NOTES TO THE FINANCIAL STATEMENTS

FOR THE YEAR ENDED 31 DECEMBER 2018

### 4. SUMMARY OF SIGNIFICANT ACCOUNTING POLICIES *(Continued)*

#### (j) Translation of foreign currencies

Transactions entered into by group entities in currencies other than the currency of the primary economic environment in which they operate (the “functional currency”) are recorded at the rates ruling when the transactions occur. Foreign currency monetary assets and liabilities are translated at the rates ruling at the end of the reporting period. Non-monetary items that are measured in terms of historical cost in a foreign currency are not retranslated.

Exchange differences arising on the settlement of monetary items, and on the translation of monetary items, are recognised in profit or loss in the period in which they arise.

On consolidation, income and expense items of foreign operations are translated into the presentation currency of the Group (i.e. RMB) at the average exchange rates for the year, unless exchange rates fluctuate significantly during the period, in which case, the rates approximating to those ruling when the transactions took place are used. All assets and liabilities of foreign operations are translated at the rate ruling at the end of the reporting period. Exchange differences arising, if any, are recognised in other comprehensive income and accumulated in equity as exchange reserve (attributed to non-controlling interests as appropriate). Exchange differences recognised in profit or loss of group entities’ separate financial statements on the translation of long-term monetary items forming part of the Group’s net investment in the foreign operation concerned are reclassified to other comprehensive income and accumulated in equity as exchange reserve.

On disposal of a foreign operation, the cumulative exchange differences recognised in the exchange reserve relating to that operation up to the date of disposal are reclassified to profit or loss as part of the profit or loss on disposal.

Fair value adjustments on identifiable assets acquired arising on an acquisition of a foreign operation are treated as assets and liabilities of that foreign operation and translated at the rate of exchange prevailing at the end of the reporting period. Exchange differences arising are recognised in the exchange reserve.

#### (k) Employee benefits

##### (i) Short-term employee benefits

Short-term employee benefits are employee benefits (other than termination benefits) that are expected to be settled wholly before twelve months after the end of the annual reporting period in which the employees render the related service. Short-term employee benefits are recognised in the period when the employees rendered the related service.

##### (ii) Retirement benefits scheme


The Group’s contributions to the defined contribution retirement scheme are recognised as an expense in profit or loss when the services are rendered by the employees.

##### (iii) Termination benefits

Termination benefits are recognised on the earlier of when the Group can no longer withdraw the offer of those benefits and when the Group recognises restructuring costs involving the payment of termination benefits.

**NOTES TO THE FINANCIAL STATEMENTS**

FOR THE YEAR ENDED 31 DECEMBER 2018

**4. SUMMARY OF SIGNIFICANT ACCOUNTING POLICIES** *(Continued)***(I) Related parties**

- (a) A person or a close member of that person's family is related to the Group if that person:
- (i) has control or joint control over the Group;
  - (ii) has significant influence over the Group; or
  - (iii) is a member of key management personnel of the Group or the Company's parent.
- (b) An entity is related to the Group if any of the following conditions applies:
- (i) The entity and the Group are members of the same group (which means that each parent, subsidiary and fellow subsidiary is related to the others).
  - (ii) One entity is an associate or joint venture of the other entity (or an associate or joint venture of a member of a group of which the other entity is a member).
  - (iii) Both entities are joint ventures of the same third party.
  - (iv) One entity is a joint venture of a third entity and the other entity is an associate of the third entity.
  - (v) The entity is a post-employment benefit plan for the benefit of the employees of the Group or an entity related to the Group.
  - (vi) The entity is controlled or jointly controlled by a person identified in (a).
  - (vii) A person identified in (a)(i) has significant influence over the entity or is a member of key management personnel of the entity (or of a parent of the entity).
  - (viii) The entity, or any member of a group of which it is a part, provides key management personnel services to the Group or to the Group's parents.

Close members of the family of a person are those family members who may be expected to influence, or be influenced by, that person in their dealings with the entity and include:

- (i) that person's children and spouse or domestic partner;
- (ii) children of that person's spouse or domestic partner; and
- (iii) dependents of that person or that person's spouse or domestic partner.

## NOTES TO THE FINANCIAL STATEMENTS

FOR THE YEAR ENDED 31 DECEMBER 2018

### 4. SUMMARY OF SIGNIFICANT ACCOUNTING POLICIES *(Continued)*

#### (m) Revenue recognition

##### *Accounting policies applied from 1 January 2018*

Revenue is recognised to depict the transfer of promised services to customers in an amount that reflects the consideration to which the Group expects to be entitled in exchange for those services. Specifically, the Group uses a 5-step approach to revenue recognition:

- Step 1: Identify the contract(s) with a customer
- Step 2: Identify the performance obligations in the contract
- Step 3: Determine the transaction price
- Step 4: Allocate the transaction price to each of the performance obligations in the contract
- Step 5: Recognise revenue when (or as) the entity satisfies a performance obligation

The Group recognises revenue when (or as) a performance obligation is satisfied, i.e. when control of the services underlying the particular performance obligation is transferred to customers.

Control of the services may be transferred over time or at a point in time. Control of the services is transferred over time if:


- the customer simultaneously receives and consumes the benefits provided by the entity's performance as the entity performs;
- the Group's performance creates and enhances an asset that the customer controls as the Group performs; or
- the Group's performance does not create an asset with an alternative use to the Group and the Group has an enforceable right to payment for performance completed to date.

If control of the services transfers over time, revenue is recognised over the period of the contract by reference to the progress towards complete satisfaction of that performance obligation. Otherwise, revenue is recognised at a point in time when the customer obtains control of the services.

Revenue from real estate agency services including online property referral and agency service is recognised at a point in time when the service is rendered and the property buyer has executed the sale and purchase agreement and made the required payments according to the terms and conditions stated in different agency contracts, since only by that time the Group has an enforceable right to payment from the property developers for the services performed. The Group's commission rate receivable is variable based on a pre-agreed sales target. Before the Group met the agreed sales target, the Group will recognise revenue based on a lower commission rate. Until when the sales target is met, the Group will recognise the incremental revenue, representing the variable considerations, at the higher commission rate on the performance obligations satisfied in previous periods. Performance bonus for reaching sales target pre-agreed with certain property developers is only recognised to the extent that it is highly probable that a significant reversal in the cumulative amount of revenue recognised will not occur.

## NOTES TO THE FINANCIAL STATEMENTS

FOR THE YEAR ENDED 31 DECEMBER 2018



### 4. SUMMARY OF SIGNIFICANT ACCOUNTING POLICIES *(Continued)*

#### (m) Revenue recognition *(Continued)*

##### **Accounting policies applied from 1 January 2018** *(Continued)*

Revenue from property research and consultancy services is recognised at a point in time when the service is rendered and the customer has received and endorsed the report, since the customers do not simultaneously receive and consume the benefits until the report is received and only by that time the Group has an enforceable right to payment for the services performed.

Revenue from integrated services is recognised at a point in time when the service is rendered with the specified performance obligation met, since the services bring no benefits to the customers until the aforementioned events occur and only by that time the Group has an enforceable right to payment for the services performed.

Interest income is recognised on a time-proportion basis using the effective interest method.

##### **Contract assets and liabilities**

A contract asset represents the Group's right to consideration in exchange for services that the Group has transferred to a customer that is not yet unconditional. In contrast, a receivable represents the Group's unconditional right to consideration, i.e. only the passage of time is required before payment of that consideration is due.

A contract liability represents the Group's obligation to transfer services to a customer for which the Group has received consideration (or an amount of consideration is due) from the customer.

##### **Accounting policies applied until 31 December 2017**

Revenue comprises the fair value for rendering of services. Provided it is probable that the economic benefits will flow to the Group and the revenue and costs, if applicable, can be measured reliably, revenue is recognised as follows:

- (i) Real estate agency service income (including online property referral and agency service income) is recognised when a buyer and seller execute a legally binding sale agreement and when the relevant agreement becomes unconditional and irrevocable.
- (ii) Property research and consultancy service income and integrated services income are recognised when the services are rendered.
- (iii) Interest income is recognised on a time-proportion basis using the effective interest method.

## NOTES TO THE FINANCIAL STATEMENTS

FOR THE YEAR ENDED 31 DECEMBER 2018

### 4. SUMMARY OF SIGNIFICANT ACCOUNTING POLICIES *(Continued)*

#### (n) Share-based payments

Where share options are awarded to employees and others providing similar services, the fair value of the services received is measured by reference to the fair value of the options at the date of grant. Such fair value is recognised in profit or loss over the vesting period with a corresponding increase in the share option reserve within equity. Non-market vesting conditions are taken into account by adjusting the number of equity instruments expected to vest at the end of each reporting period so that, ultimately, the cumulative amount recognised over the vesting period is based on the number of options that eventually vest. Market vesting conditions are factored into the fair value of the options granted. As long as all non-market vesting conditions are satisfied, a charge is made irrespective of whether the market vesting conditions are satisfied. The cumulative expense is not adjusted for failure to achieve a market vesting condition.

Where the terms and conditions of options are modified before they vest, the increase in the fair value of the options, measured immediately before and after the modification, is also recognised in profit or loss over the remaining vesting period.

#### (o) Government grants

Government grants are not recognised until there is reasonable assurance that the Group will comply with the conditions attaching to them and that the grants will be received.

Government grants that are receivable as compensation for expenses or losses already incurred or for the purpose of giving immediate financial support to the Group with no future related costs are recognised in profit or loss in the period in which they become receivable.

### 5. CRITICAL ACCOUNTING JUDGEMENTS AND KEY SOURCES OF ESTIMATION UNCERTAINTY

In the application of the Group's accounting policies, the directors are required to make judgement, estimates and assumptions about the carrying amounts of assets and liabilities that are not readily apparent from other sources. The estimates and associated assumptions are based on historical experience and other factors that are considered to be relevant. Actual results differ from these estimates.

The estimates and underlying assumptions are reviewed on an ongoing basis. Revisions to accounting estimates are recognised in the period in which the estimate is revised if the revision affects only that period, or in the period of the revision and future periods if the revision affects both current and future periods.


The judgements in applying the Group's accounting policies, and estimates and assumptions that have a significant risk of causing a material adjustment to the carrying amounts of assets and liabilities within the next financial year are discussed below.

#### (i) Revenue recognition of real estate agency service income

Management estimates the total consideration of real estate agency service income, including an estimate of variable consideration, received in exchange for the services rendered. The variable consideration is the amount for which it is highly probable that a significant reversal in the cumulative amount of revenue recognised will not occur in future period when the uncertainty associated with the variable consideration is subsequently resolved.

**NOTES TO THE FINANCIAL STATEMENTS**

FOR THE YEAR ENDED 31 DECEMBER 2018

**5. CRITICAL ACCOUNTING JUDGEMENTS AND KEY SOURCES OF ESTIMATION UNCERTAINTY** *(Continued)***(ii) Impairment of trade receivables**

The Group makes allowance for impairment on trade receivables based on assumptions about risk of default and ECL rates. The Group uses judgement in making these assumptions and selecting the inputs to the impairment calculation, based on the Group's past history, existing market conditions as well as forward-looking estimates at the end of the reporting period.

**(iii) Deferred tax liabilities**

Deferred tax liabilities have been accrued at a tax rate of 10% on the undistributed earnings of subsidiaries of the Company in the PRC after taking into consideration of the historical dividend records of the relevant subsidiaries of the Company, details of which are set out in Note 12(b).

The dividend policy of the relevant subsidiaries is subject to the financial and market conditions, the availability of funding and reserves available for distribution of relevant subsidiaries. If the dividend policy of the relevant subsidiaries of the Company has changed, the deferred tax in relation to withholding tax of undistributed earnings would be changed accordingly.

**6. SEGMENT REPORTING**

The Group is principally engaged in provision of comprehensive real estate agency services. The executive directors of the Company, who are the chief operating decision-makers of the Group, assess the performance of the Group's internal reporting based on a measure of operating results and consider the range of agency services as a single operating segment. Information reported to the executive directors for the purposes of resources allocation and performance assessment focuses on the operation results of the Group as a whole as the Group's resources are integrated.

Management regularly reviews the financial information of the Group as a whole as reported under HKFRSs. Accordingly, the Group has identified one operating segment which is provision of comprehensive real estate agency services. Business segment information is not considered necessary.

As the executive directors consider the Group's revenue and results are all derived from provision of services in the PRC and no significant consolidated assets of the Group are located outside the PRC except bank balances in Hong Kong, geographical segment information is not considered necessary.

**Information about major customers**

Revenue from the following customers with whom transactions have exceeded 10% of the Group's revenue, is as follows:

|   | 2018<br>RMB'000 | 2017<br>RMB'000 |
|---|-----------------|-----------------|
| Fineland Real Estate Holdings Company Limited ("Fineland Real Estate") and its subsidiaries (collectively the "Fineland Group") | 90,341          | 48,193          |
| Customer A  | N/A *           | 26,582          |

\* It represents that the amount of revenue from the customer is less than 10% of total revenue for the year.



**NOTES TO THE FINANCIAL STATEMENTS**

FOR THE YEAR ENDED 31 DECEMBER 2018

**7. REVENUE**

Disaggregation of revenue by each significant category and timing of revenue recognition are as follows:

|   | 2018<br>RMB'000 | 2017<br>RMB'000 |
|---|-----------------|-----------------|
| <b>Revenue from customers recognised at point in time:</b>  |                 |                 |
| Real estate agency service income (including online property referral and agency service income*) | 224,646         | 160,211         |
| Property research and consultancy service income  | 3,131           | 3,846           |
| Integrated services income  | 1,126           | 2,303           |
|   | <b>228,903</b>  | 166,360         |

\* Online property referral and agency service income amounted to approximately RMB79,551,000 (2017: RMB39,548,000).

The following table provides information about the revenue recognised in the current reporting period relating to carried-forward contract liabilities:

|  | 2018<br>RMB'000 | 2017<br>RMB'000 |
|--|-----------------|-----------------|
| <b>Revenue recognised that was included in the balance of contract liabilities at the beginning of the year:</b> |                 |                 |
| Real estate agency service income (including online property referral and agency service income)                 | 8,338           | 1,791           |


**8. OTHER INCOME AND GAINS**

|   | 2018<br>RMB'000 | 2017<br>RMB'000 |
|---|-----------------|-----------------|
| Exchange gains, net                               | 3,177           | –               |
| Gain on disposal of property, plant and equipment | –               | 96              |
| Government grants                                 | 3,010           | –               |
| Interest income                                   | 958             | 396             |
|   | <b>7,145</b>    | 492             |

The government grants represent unconditional grants received from local government to encourage the Group's development. There are no unfulfilled conditions relating to the grants.

## NOTES TO THE FINANCIAL STATEMENTS

FOR THE YEAR ENDED 31 DECEMBER 2018



## 9. PROFIT/(LOSS) BEFORE INCOME TAX

This is arrived at after charging/(crediting):

|  | 2018<br>RMB'000 | 2017<br>RMB'000 |
|--|-----------------|-----------------|
| Auditors' remuneration                                   | 1,174           | 1,095           |
| Exchange (gains)/losses, net                             | (3,177)         | 252             |
| Loss/(gain) on disposal of property, plant and equipment | 813             | (96)            |

## 10. EMPLOYEE BENEFIT EXPENSES

Employee benefit expenses (including directors' emoluments (Note 11)) comprise:

|   | 2018<br>RMB'000 | 2017<br>RMB'000 |
|---|-----------------|-----------------|
| Salaries, allowances and other benefits     | 92,892          | 81,389          |
| Contributions to retirement benefits scheme | 8,639           | 7,128           |
|   | <b>101,531</b>  | <b>88,517</b>   |

## 11. DIRECTORS' EMOLUMENTS (INCLUDING CHIEF EXECUTIVES) AND FIVE HIGHEST PAID INDIVIDUALS

### (a) Directors' emoluments (including Chief Executives)

The emoluments of each of the directors (including Chief Executives) for the year are set out below:

|  | Directors' fees<br>RMB'000 | Salaries, allowances and other benefits<br>RMB'000 | Discretionary bonuses<br>RMB'000 | Contributions to retirement benefits scheme<br>RMB'000 | Total<br>RMB'000 |
|--|----------------------------|--|----------------------------------|--|------------------|
| <b>Year ended 31 December 2018</b>         |                            |  |                                  |  |                  |
| <b>Executive directors</b>                 |                            |  |                                  |  |                  |
| Ms. RONG Haiming*                          | –                          | 651  | 457                              | 71   | 1,179            |
| Mr. YI Ruofeng*                            | –                          | 495  | 300                              | 71   | 866              |
| Ms. TSE Lai Wa*                            | –                          | 120  | –                                | –  | 120              |
| <b>Non-executive director</b>              |                            |  |                                  |  |                  |
| Mr. FONG Ming^                             | 120                        | –  | –                                | –  | 120              |
| <b>Independent non-executive directors</b> |                            |  |                                  |  |                  |
| Mr. LEUNG Wai Hung#                        | 152                        | –  | –                                | –  | 152              |
| Dr. LIAO Junping#                          | 185                        | –  | –                                | –  | 185              |
| Mr. TIAN Qiusheng#                         | 185                        | –  | –                                | –  | 185              |
| Mr. DU Chenhua#                            | 185                        | –  | –                                | –  | 185              |
|  | <b>827</b>                 | <b>1,266</b>                                       | <b>757</b>                       | <b>142</b>   | <b>2,992</b>     |

**NOTES TO THE FINANCIAL STATEMENTS**

FOR THE YEAR ENDED 31 DECEMBER 2018

**11. DIRECTORS' EMOLUMENTS (INCLUDING CHIEF EXECUTIVES) AND FIVE HIGHEST PAID INDIVIDUALS** (Continued)**(a) Directors' emoluments (including Chief Executives)** (Continued)

|  | Directors' fees<br>RMB'000 | Salaries, allowances and other benefits<br>RMB'000 | Discretionary bonuses<br>RMB'000 | Contributions to retirement benefits scheme<br>RMB'000 | Total<br>RMB'000 |
|--|----------------------------|--|----------------------------------|--|------------------|
| <b>Year ended 31 December 2017</b>         |                            |  |                                  |  |                  |
| <b>Executive directors</b>                 |                            |  |                                  |  |                  |
| Ms. RONG Haiming*                          | –                          | 656  | 257                              | 72   | 985              |
| Mr. YI Ruofeng*                            | –                          | 540  | 248                              | 72   | 860              |
| Ms. TSE Lai Wa*                            | –                          | 15   | –                                | –  | 15               |
| <b>Non-executive director</b>              |                            |  |                                  |  |                  |
| Mr. FONG Ming^                             | 15                         | –  | –                                | –  | 15               |
| <b>Independent non-executive directors</b> |                            |  |                                  |  |                  |
| Mr. LEUNG Wai Hung#                        | 20                         | –  | –                                | –  | 20               |
| Dr. LIAO Junping#                          | 18                         | –  | –                                | –  | 18               |
| Mr. TIAN Qiusheng#                         | 18                         | –  | –                                | –  | 18               |
| Mr. DU Chenhua#                            | 18                         | –  | –                                | –  | 18               |
|  | 89                         | 1,211  | 505                              | 144  | 1,949            |

\* appointed as executive director on 16 February 2017.

^ appointed as non-executive director on 16 February 2017.


# appointed as independent non-executive director on 23 October 2017.

During the year, no remuneration was paid by the Group to the directors as an inducement to join or upon joining the Group or as compensation for loss of office (2017: RMBNil). In addition, none of the directors waived or agreed to waive any remuneration during the year (2017: RMBNil).

The discretionary bonuses are determined by reference to the financial performance of the Group and the performance of the individual director for the year.

**NOTES TO THE FINANCIAL STATEMENTS**

FOR THE YEAR ENDED 31 DECEMBER 2018

**11. DIRECTORS' EMOLUMENTS (INCLUDING CHIEF EXECUTIVES) AND FIVE HIGHEST PAID INDIVIDUALS** *(Continued)***(b) Five highest paid individuals**

Of the five individuals with the highest emoluments in the Group, one (2017: two) was a director of the Company during the year, whose emoluments are included in the analysis presented in Note 11(a). The emoluments of the remaining non-director, highest paid individuals for the year, are as follows:

|   | 2018<br>RMB'000 | 2017<br>RMB'000 |
|---|-----------------|-----------------|
| Salaries, allowances and other benefits     | 5,327           | 2,935           |
| Contributions to retirement benefits scheme | 62              | 51              |
|   | <b>5,389</b>    | <b>2,986</b>    |

During the year, no remuneration was paid by the Group to the highest paid individuals above as an inducement to join or upon joining the Group or as compensation for loss of office (2017: RMBNil).

The number of non-director, highest paid individuals whose emoluments fell within the following bands:

|   | 2018     | 2017     |
|---|----------|----------|
| Nil to HK\$1,000,000 (equivalent to approximately RMBNil to RMB843,000)                   | –        | 1        |
| HK\$1,000,001 to HK\$1,500,000 (equivalent to approximately RMB843,001 to RMB1,264,000)   | 2        | 2        |
| HK\$1,500,001 to HK\$2,000,000 (equivalent to approximately RMB1,264,001 to RMB1,685,000) | 1        | –        |
| HK\$2,000,001 to HK\$2,500,000 (equivalent to approximately RMB1,685,001 to RMB2,106,000) | –        | –        |
| HK\$2,500,001 to HK\$3,000,000 (equivalent to approximately RMB2,106,001 to RMB2,528,000) | 1        | –        |
|   | <b>4</b> | <b>3</b> |

**NOTES TO THE FINANCIAL STATEMENTS**

FOR THE YEAR ENDED 31 DECEMBER 2018

**12. INCOME TAX**

(a) The amounts of income tax in the consolidated statement of comprehensive income represent:

|  | 2018<br><i>RMB'000</i> | 2017<br><i>RMB'000</i> |
|--|------------------------|------------------------|
| Current tax — PRC Enterprise Income Tax (“EIT”)    |                        |                        |
| — provision for the year                           | 11,226                 | 5,052                  |
| — under/(over)-provision in respect of prior years | 54                     | (29)                   |
|  | <b>11,280</b>          | 5,023                  |


- (i) No Hong Kong profits tax has been provided as the Group has no estimated assessable profits arising in Hong Kong for the current and prior years.
- (ii) Provision for the PRC EIT is calculated at a statutory tax rate of 25% (2017: 25%) of the estimated assessable profit as determined in accordance with the relevant EIT law in the PRC.

Income tax for the year can be reconciled to profit/(loss) before income tax per the consolidated statement of comprehensive income as follows:

|   | 2018<br><i>RMB'000</i> | 2017<br><i>RMB'000</i> |
|---|------------------------|------------------------|
| <b>Profit/(loss) before income tax</b>  | <b>41,396</b>          | (1,622)                |
| Taxation calculated at PRC EIT rate of 25% (2017: 25%)                        | 10,349                 | (406)                  |
| Effect of different tax rates of subsidiaries operating in other jurisdiction | 362                    | 1,860                  |
| Tax effect of revenue not taxable for tax purposes                            | (191)                  | (2)                    |
| Tax effect of expenses not deductible for tax purposes                        | 802                    | 3,685                  |
| Tax effect of tax losses not recognised                                       | 35                     | 38                     |
| Tax allowances granted to a PRC subsidiary                                    | (131)                  | (123)                  |
| Under/(over)-provision in respect of prior years                              | 54                     | (29)                   |
| <b>Income tax for the year</b>  | <b>11,280</b>          | 5,023                  |

**NOTES TO THE FINANCIAL STATEMENTS**

FOR THE YEAR ENDED 31 DECEMBER 2018

**12. INCOME TAX** (Continued)

## (b) Deferred tax liabilities

The movements in deferred tax liabilities during the current and prior years are as follows:

|  | <b>Undistributed<br/>earnings of<br/>a subsidiary<br/>in the PRC</b><br>RMB'000 |
|--|---|
| At 1 January 2017, 31 December 2017, 1 January 2018 and 31 December 2018 | 2,031   |

Pursuant to the PRC EIT Law, a 10% withholding tax is levied on dividends declared to foreign investors from the foreign investment enterprises established in the PRC. The requirement is effective from 1 January 2008 and applies to earnings after 31 December 2007. A lower withholding tax rate may be applied if there is a tax treaty between the PRC and the jurisdiction of the foreign investors. For the Group, the applicable rate is 10% for the unremitted earnings of the PRC subsidiaries. The Group is therefore liable for withholding taxes on dividends distributed by the subsidiaries established in the PRC in respect of earnings generated from 1 January 2008.

During the year ended 31 December 2018, no deferred tax liability has been provided for the withholding tax that would be payable on the unremitted earnings totalling RMB48,608,000 (2017: RMB13,720,000) as at 31 December 2018. Such earnings are expected to be retained by the PRC subsidiaries and not be remitted to a foreign investor in the foreseeable future based on management's estimation of overseas funding requirements.

As at 31 December 2018, the Group had unused tax losses of approximately RMB293,000 (2017: RMB153,000) available for offset against future profits. No deferred tax asset has been recognised in respect of the tax losses due to unpredictability of future profits streams.

The unused tax losses will be available within five years for offsetting against future taxable profits of the companies in which the losses arose.

As at 31 December 2018, the Group did not have other material unrecognised deferred tax (2017: RMBNil).

**13. DIVIDEND**

No dividend was paid or proposed by the Company during the year, nor has any dividend been proposed since the end of the reporting period (2017: RMBNil).

## NOTES TO THE FINANCIAL STATEMENTS

FOR THE YEAR ENDED 31 DECEMBER 2018

### 14. EARNINGS/(LOSS) PER SHARE

The calculation of the basic earnings/(loss) per share attributable to the owners of the Company is based on the following data:

|   | 2018<br>RMB'000    | 2017<br>RMB'000 |
|---|--------------------|-----------------|
| <b>Profit/(loss) for the year attributable to the owners of the Company</b>                                 | <b>30,117</b>      | (6,645)         |
| <b>Weighted average number of ordinary shares for the purpose of basic earnings/(loss) per share (Note)</b> | <b>400,000,000</b> | 312,876,712     |

Note: For the year ended 31 December 2017, the weighted average number of ordinary shares for the purpose of calculating basic loss per share was determined on the assumption that the Reorganisation and the capitalisation issue had been effective at the beginning of that year.


Diluted earnings/(loss) per share are the same as basic earnings/(loss) per share as there were no potential dilutive ordinary shares outstanding for the years ended 31 December 2017 and 2018.

### 15. PROPERTY, PLANT AND EQUIPMENT

|  | Furniture,<br>fixtures and<br>equipment<br>RMB'000 | Motor<br>vehicles<br>RMB'000 | Computer<br>equipment<br>and software<br>RMB'000 | Leasehold<br>improvements<br>RMB'000 | Total<br>RMB'000 |
|--|--|------------------------------|--|--------------------------------------|------------------|
| <b>Cost</b>                                  |  |                              |  |                                      |                  |
| As at 1 January 2017                         | 471  | 910                          | 1,721  | 2,046                                | 5,148            |
| Additions                                    | 190  | 395                          | 636  | 2,255                                | 3,476            |
| Disposals                                    | –  | (910)                        | –  | (105)                                | (1,015)          |
| As at 31 December 2017 and<br>1 January 2018 | 661  | 395                          | 2,357  | 4,196                                | 7,609            |
| Additions                                    | 177  | –                            | 530  | 981                                  | 1,688            |
| Disposals                                    | –  | –                            | –  | (1,049)                              | (1,049)          |
| As at 31 December 2018                       | 838  | 395                          | 2,887  | 4,128                                | 8,248            |
| <b>Accumulated depreciation</b>              |  |                              |  |                                      |                  |
| As at 1 January 2017                         | (417)  | (865)                        | (1,402)  | (937)                                | (3,621)          |
| Depreciation for the year                    | (22)   | (47)                         | (189)  | (496)                                | (754)            |
| Eliminated on disposals                      | –  | 865                          | –  | 70                                   | 935              |
| As at 31 December 2017 and<br>1 January 2018 | (439)  | (47)                         | (1,591)  | (1,363)                              | (3,440)          |
| Depreciation for the year                    | (71)   | (94)                         | (334)  | (658)                                | (1,157)          |
| Eliminated on disposals                      | –  | –                            | –  | 236                                  | 236              |
| As at 31 December 2018                       | (510)  | (141)                        | (1,925)  | (1,785)                              | (4,361)          |
| <b>Carrying amounts</b>                      |  |                              |  |                                      |                  |
| As at 31 December 2018                       | 328  | 254                          | 962  | 2,343                                | 3,887            |
| As at 31 December 2017                       | 222  | 348                          | 766  | 2,833                                | 4,169            |

**NOTES TO THE FINANCIAL STATEMENTS**

FOR THE YEAR ENDED 31 DECEMBER 2018

**16. TRADE RECEIVABLES**

|                         | 2018<br>RMB'000 | 2017<br>RMB'000 |
|-------------------------|-----------------|-----------------|
| Trade receivables       | 24,173          | 32,901          |
| Less: Impairment losses | (1,356)         | (1,271)         |
|                         | <b>22,817</b>   | 31,630          |

Trade receivables mainly represent real estate agency service income receivables from customers whereby no general credit terms are granted. The customers are obliged to settle the amounts due upon completion of or pursuant to the terms and conditions of the relevant agreements. The aging analysis of trade receivables (net of impairment loss) based on invoice date (which is also the due date) as of the end of the reporting period is as follows:

|                 | 2018<br>RMB'000 | 2017<br>RMB'000 |
|-----------------|-----------------|-----------------|
| Within 3 months | 22,817          | 31,554          |
| 4 to 6 months   | –               | 1               |
| 7 to 12 months  | –               | 55              |
| Over 1 year     | –               | 20              |
|                 | <b>22,817</b>   | 31,630          |

The directors of the Company consider that the carrying amounts of trade receivables approximate their fair values.

No interest is charged on trade receivables.

In determining the recoverability of the trade receivables, the Group monitors any change in the credit quality of the trade receivables.

For the year ended 31 December 2017, trade receivables that were past due but not impaired related to a number of independent customers that had a good track record with the Group. Based on past experience, management believed that no impairment allowance was necessary in respect of these balances as there was not a significant change in credit quality and the balances were still considered fully recoverable. The Group did not hold any collateral over these balances.

For the year ended 31 December 2018, the Group applies the simplified approach to provide for ECLs prescribed by HKFRS 9, which permits the use of the lifetime ECLs provision for all trade receivables. To measure the ECLs, trade receivables have been grouped based on shared credit risk characteristics and the days past due. Movements in the provision for impairment of trade receivables are shown in Note 26(a). For the year ended 31 December 2018, a provision of RMB85,000 (2017: RMBNil) was made against the gross amounts of trade receivables.



## NOTES TO THE FINANCIAL STATEMENTS

FOR THE YEAR ENDED 31 DECEMBER 2018

### 17. AMOUNTS DUE WITH FELLOW SUBSIDIARIES

The amounts due from fellow subsidiaries as at 31 December 2017 and 2018 are trade in nature, unsecured and interest-free and the fellow subsidiaries are obliged to settle the amounts due upon completion of or pursuant to the terms and conditions of the relevant agreements.

The amounts due to fellow subsidiaries as at 31 December 2017 were trade in nature, unsecured and interest-free and represented agency service income received in advance. The balance is reclassified as contract liabilities (Note 20) as at 1 January 2018 and has been fully recognised as revenue during the year.

The Group has adopted the same impairment policies on trade receivables and amounts due from fellow subsidiaries in 2017 and 2018 respectively, details of which are set out in Note 16.

### 18. BANK BALANCES AND CASH

As at 31 December 2017 and 2018, bank balances carry interest at prevailing deposit rates.

As at 31 December 2018, included in the Group's bank balances is an amount of approximately RMB108,305,000 (2017: RMB40,400,000), which are deposits with banks in the PRC and denominated in RMB, and RMB is not a freely convertible currency.

### 19. TRADE PAYABLES

The amount mainly represented the commissions payable to co-operative real estate agents. The ageing analysis of trade payables based on invoice date as of the end of the reporting period is as follows:

|                 | 2018<br>RMB'000 | 2017<br>RMB'000 |
|-----------------|-----------------|-----------------|
| Within 3 months | 14,762          | 12,253          |

The directors of the Company consider that the carrying amounts of trade payables approximate their fair values as at the end of the reporting period.

### 20. CONTRACT LIABILITIES

The Group has recognised the following revenue-related contract liabilities:

|                            | 31 December<br>2018<br>RMB'000 | 1 January<br>2018<br>RMB'000 | 31 December<br>2017<br>RMB'000 |
|----------------------------|--------------------------------|------------------------------|--------------------------------|
| Contract liabilities       |                                |                              |                                |
| — from third parties       | 16,296                         | 1,831                        | —                              |
| — from fellow subsidiaries | —                              | 6,507                        | —                              |
|                            | 16,296                         | 8,338                        | —                              |

#### Significant change in contract liabilities

Contract liabilities of the Group mainly arise from the advance payments received from customers while the underlying services are yet to be provided. Such liabilities increased as a result of the growth of the Group's business.

## NOTES TO THE FINANCIAL STATEMENTS

FOR THE YEAR ENDED 31 DECEMBER 2018

## 21. SHARE CAPITAL

The share capital as at 31 December 2018 represented the issued share capital of the Company as detailed below:

|   | Number         | Amount<br>HK\$'000 |
|---|----------------|--------------------|
| Ordinary shares at par value of HK\$0.01 each               |                |                    |
| <b>Authorised</b>   |                |                    |
| On date of incorporation ( <i>Note (a)</i> )                | 38,000,000     | 380                |
| Increase in authorised share capital ( <i>Note (b)</i> )    | 9,962,000,000  | 99,620             |
| As at 31 December 2017, 1 January 2018 and 31 December 2018 | 10,000,000,000 | 100,000            |

|   | Number      | Amount<br>HK\$'000 | Amount<br>RMB'000 |
|---|-------------|--------------------|-------------------|
| Ordinary shares at par value of HK\$0.01 each                     |             |                    |                   |
| <b>Issued and fully paid</b>                                      |             |                    |                   |
| On date of incorporation ( <i>Note (a)</i> )                      | 1           | –                  | –                 |
| Allotment of shares ( <i>Note (c)</i> )                           | 199         | –                  | –                 |
| Issue of shares under share offer and placing ( <i>Note (d)</i> ) | 100,000,000 | 1,000              | 851               |
| Capitalisation issue ( <i>Note (e)</i> )                          | 299,999,800 | 3,000              | 2,552             |
| As at 31 December 2017, 1 January 2018 and<br>31 December 2018    | 400,000,000 | 4,000              | 3,403             |

## Notes:

- (a) The Company was incorporated as an exempted company in the Cayman Islands with limited liability on 16 February 2017 with initial authorised share capital of HK\$380,000 divided into 38,000,000 ordinary shares at par value of HK\$0.01 each. Upon incorporation, 1 nil-paid subscriber share was allotted and issued to the subscriber, which was transferred to Mansion Green on the same date, as part of the Reorganisation.
- (b) Pursuant to the written resolution of the shareholders of the Company on 23 October 2017, the authorised share capital of the Company was increased from HK\$380,000 to HK\$100,000,000 by the creation of additional 9,962,000,000 ordinary shares at par value of HK\$0.01 each.
- (c) On 1 March 2017, Fineland Holdings acquired the entire issued share capital of Fineland Real Estate Services by way of a share swap, in consideration of which, the Company credited as fully paid at par the 1 nil-paid share held by Mansion Green; and allotted and issued 199 fully paid-up new shares of the Company to Mansion Green as part of the Reorganisation.
- (d) 100,000,000 new ordinary shares at par value of HK\$0.01 each were issued by way of share offer and placing, at a price of HK\$0.79 per share for a total cash consideration (before share issue expenses of HK\$13,964,000 (equivalent to approximately RMB12,126,000) of HK\$79,000,000 (equivalent to approximately RMB67,206,000); and
- (e) Pursuant to the written resolution of the shareholders of the Company on 23 October 2017, after the share premium account of the Company being credited as a result of the share offer and placing of the Company, an amount of HK\$2,999,998 (equivalent to approximately RMB2,552,000) standing to the credit of the share premium account of the Company was applied in paying up in full at par 299,999,800 ordinary shares to be allotted and issued to shareholder(s) whose name(s) appear(s) on the register of members of the Company at the close of business on 23 October 2017.

## NOTES TO THE FINANCIAL STATEMENTS

FOR THE YEAR ENDED 31 DECEMBER 2018

### 22. RESERVES

The reconciliation between the opening and closing balances of each component of the Group's consolidated equity is set out in the consolidated statement of changes in equity. The nature and purpose of the reserves are as follows:

#### Share premium

Share premium is the excess of the proceeds received over the nominal value of the shares of the Company issued at a premium, less the amount of expenses incurred in connection with the issue of the shares.

#### Capital reserve

Capital reserve represents the difference between the fair value of the consideration paid and the carrying value of the subsidiaries acquired and was recorded in the equity.

#### Statutory reserve

In accordance with the relevant laws and regulations in the PRC and articles of association of the PRC subsidiaries, it is required to appropriate 10% of the annual net profits of the PRC subsidiaries, after offsetting any prior years' losses as determined under the relevant PRC accounting standards, to their respective statutory reserves before distributing any net profit. When the balances of the statutory reserves reach 50% of their respective registered capital, any further appropriation is at the discretion of shareholders.

#### Exchange reserve

This reserve comprises all foreign exchange differences arising from the translation of the financial statements of foreign operations. This reserve is dealt with in accordance with the accounting policy in Note 4(j) to the financial statements.

### 23. COMMITMENTS AND CONTINGENT LIABILITIES

#### (a) Operating lease commitments


As at the end of the reporting period, the Group had future aggregate minimum lease payments under non-cancellable operating leases in respect of office and shop premises as follows:

|   | 2018<br>RMB'000 | 2017<br>RMB'000 |
|---|-----------------|-----------------|
| Not later than one year                           | 8,921           | 11,160          |
| Later than one year and not later than five years | 13,414          | 23,028          |
|   | <b>22,335</b>   | 34,188          |

Leases for the Group's office and shop premises are negotiated for range of two to five years (2017: two to five years) at fixed rental. Certain leases of the Group contain an option to renew and renegotiate the terms at the expiry date or at dates mutually agreed between the Group and respective landlords/lessors.

**NOTES TO THE FINANCIAL STATEMENTS**

FOR THE YEAR ENDED 31 DECEMBER 2018

**23. COMMITMENTS AND CONTINGENT LIABILITIES** (Continued)**(b) Capital commitment**

|   | 2018<br>RMB'000 | 2017<br>RMB'000 |
|---|-----------------|-----------------|
| Capital expenditure, contracted for but not provided for,<br>in respect of: |                 |                 |
| Acquisition of property, plant and equipment                                | 370             | 585             |

**(c) Contingent liability**

At the end of the reporting period, the Group did not have any significant contingent liability.

**24. RELATED PARTY TRANSACTIONS**

- (a) In addition to the transactions detailed elsewhere in these financial statements, the Group entered into the following transactions with related parties:

|   | 2018<br>RMB'000 | 2017<br>RMB'000 |
|---|-----------------|-----------------|
| Real estate agency service income from fellow subsidiaries<br>(including online property referral and agency service income*) | 87,449          | 46,410          |
| Property research and consultancy service income from fellow<br>subsidiaries  | 640             | 1,122           |
| Integrated services income from fellow subsidiaries   | 471             | –               |
|   | <b>88,560</b>   | 47,532          |
| Other research service income from fellow subsidiaries  | 1,781           | 661             |
| Operating lease charges to fellow subsidiaries  | 1,848           | 1,969           |
| Operating lease charges to a director   | –               | 137             |
| Operating lease charges to a related party (Note)   | 276             | 243             |
| Consultancy fee to a fellow subsidiary  | 75              | 179             |
| Purchase of property, plant and equipment from a fellow<br>subsidiary   | –               | 97              |
| Deposits paid for acquisition of property, plant and equipment to<br>a fellow subsidiary                                      | –               | 240             |

The above transactions were conducted on mutually agreed terms.

Note:

The related party is a daughter of Ms. Tse Lai Wa, a director of the Company.

- \* The related online property referral and agency service income amounted to approximately RMB32,037,000 (2017: RMB5,749,000).

**NOTES TO THE FINANCIAL STATEMENTS**

FOR THE YEAR ENDED 31 DECEMBER 2018

**24. RELATED PARTY TRANSACTIONS** *(Continued)*

- (b) As at the end of the reporting period, the Group had future aggregate minimum lease payments to fellow subsidiaries and a related party under non-cancellable operating leases in respect of office and shop premises as follows:

|   | 2018<br>RMB'000 | 2017<br>RMB'000 |
|---|-----------------|-----------------|
| Not later than one year                           | 2,111           | 2,376           |
| Later than one year and not later than five years | 280             | 1,800           |
|   | <b>2,391</b>    | 4,176           |

- (c) As at the end of the reporting period, the Group had capital commitment to a fellow subsidiary in respect of acquisition of property, plant and equipment of approximately RMB370,000 (2017: RMB370,000).
- (d) On 1 March 2012, the Group and Fineland Real Estate, an intermediate holding company of the Company, entered into two trademark license agreements (the "PRC Trademark License Agreements"), pursuant to which Fineland Real Estate agreed to grant to the Group non-exclusive licenses to use certain trademarks registered by Fineland Real Estate in the PRC (the "PRC Licensed Trademarks") at nil consideration. The term of each of the PRC Trademark License Agreements commenced on the date thereof until the expiration date of the PRC Licensed Trademarks. The PRC Trademark License Agreements were cancelled during the year ended 31 December 2017.


On 11 October 2017, the Group and Fineland Real Estate entered into trademark license agreements (the "Trademark License Agreements"), pursuant to which Fineland Real Estate agreed to grant to the Group an exclusive license to use certain trademarks registered by Fineland Real Estate ("Licensed Trademarks") in Hong Kong and the PRC at nil consideration. The term of the Trademark License Agreements commences on the date thereof until the expiration date of the Licensed Trademarks.

- (e) On 11 October 2017, the Group and Fineland Real Estate entered into a master agency service agreement, pursuant to which the Group agreed to provide real estate agency services in the primary property market to members of the Fineland Group for a term commencing from the date thereof to 31 December 2019. On 26 September 2018, the Group and Fineland Real Estate entered into a supplemental master agency service agreement that extended the contract terms to 31 December 2020.
- (f) Compensation of key management personnel

Emoluments of key management personnel, who are executive directors of the Company, during the reporting period are set out in Note 11.

**NOTES TO THE FINANCIAL STATEMENTS**

FOR THE YEAR ENDED 31 DECEMBER 2018

**25. CAPITAL MANAGEMENT**

The Group's objective of managing capital is to safeguard the Group's ability to continue as a going concern in order to provide returns for shareholders and benefits for other stakeholders and to maintain an optimal capital structure to reduce cost of capital.

The Group actively and regularly reviews and manages its capital structure to maintain a balance between the higher shareholders' returns that might be possible with higher levels of borrowings and the advantages and security afforded by a sound capital position, and makes adjustments to the capital structure in light of changes in economic conditions.

As consistent with industry practice, the Group monitors its capital structure on the basis of the gearing ratio. This ratio is calculated as total liabilities divided by total assets.

The gearing ratio as at the end of the reporting period was as follows:

|                   | 2018<br>RMB'000 | 2017<br>RMB'000 |
|-------------------|-----------------|-----------------|
| Total liabilities | 72,635          | 51,498          |
| Total assets      | 178,920         | 130,857         |
| Gearing ratio     | 41%             | 39%             |

**26. FINANCIAL RISK MANAGEMENT**

The main risks arising from the Group's financial instruments in the normal course of the Group's business are credit risk, liquidity risk and currency risk.

**(a) Credit risk**

The Group's credit risk is primarily attributable to its trade receivables, deposits and other receivables, amounts due from fellow subsidiaries which are trade in nature and bank balances. Management has a credit policy in place and the exposures to these credit risks are monitored on an ongoing basis.

**(i) Bank balances**

The Group expects that there is no significant credit risk associated with cash deposits at banks since they are substantially deposited at state-owned banks and reputable banks. Management does not expect that there will be any significant losses from non-performance by these counterparties.

**(ii) Trade receivables and amounts due from fellow subsidiaries which are trade in nature**

The Group applies the simplified approach to provide for ECLs prescribed by HKFRS 9, which permits the use of the lifetime ECL provision for all trade receivables. To measure the ECLs, trade receivables have been grouped based on shared credit risk characteristics and the days past due. The ECLs also incorporate forward-looking information.

## NOTES TO THE FINANCIAL STATEMENTS

FOR THE YEAR ENDED 31 DECEMBER 2018

### 26. FINANCIAL RISK MANAGEMENT *(Continued)*

#### (a) Credit risk *(Continued)*

##### (ii) Trade receivables and amounts due from fellow subsidiaries which are trade in nature *(Continued)*

The directors consider that there are no significant credit risk on amounts due from fellow subsidiaries due to the past payment history and taking into account of the sound financial performance and position of the fellow subsidiaries to meet contractual cash flow obligations in the near term. Accordingly, the ECL rate on amounts due from fellow subsidiaries was assessed to be minimal and no provision was made for the year.

##### (iii) Deposits and other receivables


The Group makes periodic collective assessments as well as individual assessment on the recoverability of deposits and other receivables based on historical settlement records and past experience as well as ECL assessment. The directors believe that there is no material credit risk inherent in the Group's outstanding balance of deposits and other receivables. Accordingly, the ECL rate on deposits and other receivables was assessed to be minimal and no provision was recognised for the year.

The Group has performed historical analysis and identified the key economic variables impacting credit risk and ECLs. The Group considers available reasonable and supportive forwarding-looking information and especially the following indicators are incorporated:

- internal credit rating;
- external credit rating;
- actual or expected significant adverse changes in business, financial or economic conditions that are expected to cause a significant change to the debtor's ability to meet its obligations;
- actual or expected significant changes in the operating results of individual property owner or the debtor;
- significant increases in credit risk on other financial instruments of the individual property owner or the debtor; and
- significant changes in the expected performance and behaviour of the debtor, including changes in the payment status of debtors in the Group and changes in the operating results of the debtor.

**NOTES TO THE FINANCIAL STATEMENTS**

FOR THE YEAR ENDED 31 DECEMBER 2018

**26. FINANCIAL RISK MANAGEMENT** (Continued)**(a) Credit risk** (Continued)

As at 31 December 2018, loss allowance provision was determined as follows:

|                              | Expected<br>loss rate<br>% | Gross carrying<br>amount<br>RMB'000 | Loss<br>allowance<br>RMB'000 | Net carrying<br>amount<br>RMB'000 |
|------------------------------|----------------------------|-------------------------------------|------------------------------|-----------------------------------|
| <b>Assessed collectively</b> |                            |                                     |                              |                                   |
| Within 3 months              | 0.04%                      | 22,826                              | (9)                          | 22,817                            |
| <b>Assessed Individually</b> |                            |                                     |                              |                                   |
| Full expected loss           | 100%                       | 1,347                               | (1,347)                      | –                                 |
| Total                        |                            | 24,173                              | (1,356)                      | 22,817                            |

Movement in the loss allowance account in respect of trade receivables during the year is as follows:

|  | 2018<br>RMB'000 | 2017<br>RMB'000 |
|--|-----------------|-----------------|
| Balance at 31 December under HKAS 39         | 1,271           | 1,271           |
| Impact on initial application of HKFRS 9     | –               | –               |
| Adjusted balance at 1 January                | 1,271           | 1,271           |
| Impairment losses recognised during the year | 85              | –               |
| Balance at 31 December                       | 1,356           | 1,271           |

The increase in the impairment loss allowance of approximately RMB85,000 for the year ended 31 December 2018 was primarily due to the increase in gross carrying amount of individually assessed credit-impaired trade receivables.

Normally, the Group does not obtain collateral from customers.

As at 31 December 2017 and 2018, the Group has concentration of credit risk on amounts due from fellow subsidiaries as the debtors were group entities under the Fineland Group.

The maximum exposure to credit risk is represented by the carrying amount of each financial asset in the consolidated statement of financial position after deducting any impairment allowance. The Group does not provide any other guarantee which would expose the Group to credit risk.

Further quantitative disclosures in respect of the Group's exposure to credit risk arising from trade receivables are set out in Note 16.



## NOTES TO THE FINANCIAL STATEMENTS

FOR THE YEAR ENDED 31 DECEMBER 2018

### 26. FINANCIAL RISK MANAGEMENT *(Continued)*

#### (b) Liquidity risk

The Group's policy is to regularly monitor current and expected liquidity requirements to ensure that it maintains sufficient reserves of cash to meet its liquidity requirements in the short and longer term. The Group maintains a reasonable level of cash and cash equivalents. The Group finances its working capital requirements mainly through funds generated from operations.

The Group's financial liabilities comprise trade payables and accruals and other payables maturing in less than one year and their contractual undiscounted payments approximate their carrying amounts as shown in the consolidated statement of financial position.

#### (c) Currency risk

Currency risk to the Group is minimal as most of the Group's transactions are carried out in the respective functional currencies of the group entities.

#### (d) Fair value estimation

All financial instruments are carried at amounts not materially different from their fair values due to their short term nature.


### 27. SUMMARY OF FINANCIAL ASSETS AND FINANCIAL LIABILITIES BY CATEGORY

The carrying amounts of the Group's financial assets and financial liabilities as recognised as at 31 December 2018 is categorised as follows:

|  | 2018<br>RMB'000 | 2017<br>RMB'000 |
|--|-----------------|-----------------|
| <b>Financial assets:</b>                         |                 |                 |
| Financial assets measured at amortised cost      | 174,779         | 125,907         |
| <b>Financial liabilities:</b>                    |                 |                 |
| Financial liabilities measured at amortised cost | 35,318          | 35,013          |

**NOTES TO THE FINANCIAL STATEMENTS**

FOR THE YEAR ENDED 31 DECEMBER 2018

**28. RECONCILIATION OF LIABILITIES ARISING FROM FINANCING ACTIVITIES**

The table below details changes in the Group's liabilities from financing activities, including both cash and non-cash changes. Liabilities arising from financing activities are liabilities for which cash flows were, or future cash flows will be, classified in the Group's consolidated statement of cash flows as cash flows from financing activities.

During the year ended 31 December 2018, the Group has no liabilities arising from financing activities.

|  | Dividend<br>payable<br><i>RMB'000</i> | Amounts due<br>to fellow<br>subsidiaries<br><i>RMB'000</i> | Total<br><i>RMB'000</i> |
|--|---------------------------------------|--|-------------------------|
| <b>At 1 January 2017</b>                       | 14,637                                | 4,479  | 19,116                  |
| <b>Changes from cash flows:</b>                |                                       |  |                         |
| Dividend paid                                  | (14,637)                              | –  | (14,637)                |
| Decrease in amounts due to fellow subsidiaries | –                                     | (4,479)  | (4,479)                 |
| Total changes from financing cash flows:       | (14,637)                              | (4,479)  | (19,116)                |
| <b>At 31 December 2017</b>                     | –                                     | –  | –                       |

**29. RETIREMENT BENEFIT SCHEME**

The employees of the Group in the PRC are members of state-managed retirement benefit schemes operated by the local governments in the PRC. The Group is required to contribute a specified percentage of the qualifying payroll costs to the retirement benefit schemes to fund the benefits. The only obligation of the Group with respect to the retirement benefit schemes is to make the specified contributions. There were no forfeited contributions under the retirement benefit schemes.

## NOTES TO THE FINANCIAL STATEMENTS

FOR THE YEAR ENDED 31 DECEMBER 2018

### 30. PARTICULARS OF PRINCIPAL SUBSIDIARIES

| Name of subsidiary   | Place and date of incorporation/<br>establishment and<br>type of legal entity | Place of<br>operations | Issued and<br>fully paid<br>capital/paid-<br>in capital | Effective interest held<br>by the Company |            | Principal activities   |
|--|---|------------------------|---|---|------------|--|
|  |   |                        |   | Directly                                  | Indirectly |  |
| Fineland Property Services<br>Holdings Limited                                 | The BVI<br>16 February 2017<br>Limited liability company                      | The PRC                | 200 shares<br>of US\$200                                | 100%                                      | –          | Investment holding   |
| Fineland Real Estate Services<br>Limited                                       | Hong Kong<br>16 June 2016<br>Limited liability company                        | The PRC                | 10 shares<br>of HK\$10                                  | –   | 100%       | Investment holding   |
| Guangzhou Fineland Property<br>Consultancy Limited*<br>廣州方圓地產顧問有限公司            | The PRC<br>17 March 1997<br>Limited liability company                         | The PRC                | HK\$60,000,000  | –   | 100%       | Provision of real estate<br>consultation, agency,<br>market analysis and<br>marketing services |
| Guangzhou Fang Yuan Bao<br>Network and Technology<br>Limited*<br>廣州房緣寶網絡科技有限公司 | The PRC<br>17 June 2015<br>Limited liability company                          | The PRC                | RMB1,000,000  | –   | 100%       | Provision of online<br>property referral and<br>agency services                                |
| Guangzhou Hai Yuan Bao<br>Investment Consultancy<br>Limited*<br>廣州海緣寶投資諮詢有限公司  | The PRC<br>13 May 2016<br>Limited liability company                           | The PRC                | RMB300,000  | –   | 100%       | Inactive   |
| Guangzhou Fang Qin Real Estate<br>Agency Limited*<br>廣州方勤房地產代理有限公司             | The PRC<br>30 May 2018<br>Limited liability company                           | The PRC                | RMB1,000,000  | –   | 100%       | Provision of property<br>agency services   |
| Guangzhou Fang Ying Real<br>Estate Agency Limited*<br>廣州方贏房地產代理有限公司            | The PRC<br>31 May 2018<br>Limited liability company                           | The PRC                | RMB1,000,000  | –   | 100%       | Inactive   |
| Guangzhou Cheng Hui Property<br>Consultancy Limited*<br>廣州誠滙地產顧問有限公司           | The PRC<br>25 October 2018<br>Limited liability company                       | The PRC                | RMBNil <sup>^</sup>                                     | –   | 51%        | Inactive   |


\* The English translated names are for identification purpose only.

<sup>^</sup> According to the articles of association of the subsidiary, the registered capital of the subsidiary is RMB1,000,000 of which RMB510,000 is to be contributed by the Group in 5 equal instalments of RMB102,000 by end of every two years up to 31 December 2027.

None of the subsidiaries had issued any debt securities at the end of the reporting period.

**NOTES TO THE FINANCIAL STATEMENTS**

FOR THE YEAR ENDED 31 DECEMBER 2018

**31. HOLDING COMPANY STATEMENT OF FINANCIAL POSITION**

|  | 2018<br>RMB'000 | 2017<br>RMB'000 |
|--|-----------------|-----------------|
| <b>Non-current asset</b>                     |                 |                 |
| Interests in subsidiaries                    | 36,130          | 922             |
| <b>Current asset</b>                         |                 |                 |
| Bank balances and cash                       | 246             | 50,313          |
| <b>Current liabilities</b>                   |                 |                 |
| Accruals and other payables                  | 1,101           | 1,034           |
| Amounts due to subsidiaries                  | 2,882           | 15,056          |
| Total current liabilities                    | 3,983           | 16,090          |
| <b>Net current (liabilities)/assets</b>      | <b>(3,737)</b>  | 34,223          |
| <b>Total assets less current liabilities</b> | <b>32,393</b>   | 35,145          |
| <b>Net assets</b>                            | <b>32,393</b>   | 35,145          |
| <b>Capital and reserves</b>                  |                 |                 |
| Share capital                                | 3,403           | 3,403           |
| Reserves (Note (i))                          | 28,990          | 31,742          |
| <b>Total equity</b>                          | <b>32,393</b>   | 35,145          |

Approved and authorised for issue by the board of directors on 22 March 2019.

**RONG Haiming**  
Executive Director

**YI Ruofeng**  
Executive Director

**NOTES TO THE FINANCIAL STATEMENTS**

FOR THE YEAR ENDED 31 DECEMBER 2018

**31. HOLDING COMPANY STATEMENT OF FINANCIAL POSITION** (Continued)


Note:

**(i) Reserves of the Company**

|  | Share<br>premium<br>RMB'000 | Capital<br>reserve<br>RMB'000 | Exchange<br>reserve<br>RMB'000 | Accumulated<br>losses<br>RMB'000 | Total<br>RMB'000 |
|--|-----------------------------|-------------------------------|--------------------------------|----------------------------------|------------------|
| At date of incorporation                                     | –                           | –                             | –                              | –                                | –                |
| Issue of shares pursuant to Reorganisation                   | –                           | 922                           | –                              | –                                | 922              |
| Issue of shares under share offer and placing                | 66,355                      | –                             | –                              | –                                | 66,355           |
| Share issue expenses   | (12,126)                    | –                             | –                              | –                                | (12,126)         |
| Capitalisation issue   | (2,552)                     | –                             | –                              | –                                | (2,552)          |
|  | 51,677                      | 922                           | –                              | –                                | 52,599           |
| Loss for the period  | –                           | –                             | –                              | (21,390)                         | (21,390)         |
| Other comprehensive income                                   |                             |                               |                                |                                  |                  |
| Exchange differences on translation to presentation currency | –                           | –                             | 533                            | –                                | 533              |
| Total comprehensive income for the period                    | –                           | –                             | 533                            | (21,390)                         | (20,857)         |
| As at 31 December 2017 and 1 January 2018                    | 51,677                      | 922                           | 533                            | (21,390)                         | 31,742           |
| Loss for the year  | –                           | –                             | –                              | (4,088)                          | (4,088)          |
| Other comprehensive income                                   |                             |                               |                                |                                  |                  |
| Exchange differences on translation to presentation currency | –                           | –                             | 1,336                          | –                                | 1,336            |
| Total comprehensive income for the year                      | –                           | –                             | 1,336                          | (4,088)                          | (2,752)          |
| As at 31 December 2018                                       | 51,677                      | 922                           | 1,869                          | (25,478)                         | 28,990           |

## NOTES TO THE FINANCIAL STATEMENTS

FOR THE YEAR ENDED 31 DECEMBER 2018



### 32. SHARE OPTION SCHEME

Pursuant to the resolution passed by the shareholders of the Company on 23 October 2017, the adoption of the share option scheme of the Company (the "Scheme") was approved to enable the Company to grant share options to eligible persons as incentives or rewards for their contribution to the Group and/or to enable the Group to recruit and retain high-calibre employees. Eligible participants of the Scheme include any director or employee (whether full time or part time), consultant or adviser of the Group who in the sole discretion of the directors has contributed to and/or will contribute to the Group.

The Scheme shall be valid and effective for a period of 10 years commencing on the date of adoption of the Scheme on 23 October 2017. The exercise price for any share under the Scheme shall be a price determined by the directors and notified to each grantee and shall be not less than the highest of (i) the closing price of a share as stated in the Stock Exchange's daily quotations sheet on the date of grant of the relevant option, which must be a business day, (ii) an amount equivalent to the average closing price of a share as stated in the Stock Exchange's daily quotation sheets for the five business days immediately preceding the date of grant of the relevant option and (iii) the nominal value of a share on the date of grant.

The maximum aggregate number of shares which may be issued upon exercise of all outstanding share options granted and yet to be exercised under the Scheme and any other share option schemes of our Company, must not, in aggregate, exceed 10% of the total number of shares in issue from time to time. No share options may be granted under the Scheme and any other share option schemes of the Company if this will result in such limit being exceeded.

There is no general requirement on the minimum period for which a share option must be held or the performance targets which must be achieved before a share option can be exercised under the terms of the Scheme. However, at the time of granting any share option, the directors may, on a case by case basis, make such grant subject to such conditions, restrictions or limitations including (without limitation) those in relation to the minimum period of the share options to be held and/or the performance targets to be achieved as the directors may determine in its absolute discretion.

During the years ended 31 December 2017 and 2018, there were no share options granted, exercised, cancelled or lapsed under the Scheme.

### 33. EVENTS AFTER THE REPORTING DATE

There were no material events requiring disclosure after the reporting date.

## FOUR YEARS FINANCIAL SUMMARY

|                                 | For the year ended 31 December |                 |                 |                 |
|---------------------------------|--------------------------------|-----------------|-----------------|-----------------|
|                                 | 2018<br>RMB'000                | 2017<br>RMB'000 | 2016<br>RMB'000 | 2015<br>RMB'000 |
| <b>Results</b>                  |                                |                 |                 |                 |
| Revenue                         | <b>228,903</b>                 | 166,360         | 106,345         | 90,059          |
| Profit/(loss) before income tax | <b>41,396</b>                  | (1,622)         | 20,890          | 19,005          |
| Income tax                      | <b>(11,280)</b>                | (5,023)         | (5,563)         | (6,112)         |
| Profit/(loss) for the year      | <b>30,116</b>                  | (6,645)         | 15,327          | 12,893          |

|                               | As at 31 December |                 |                 |                 |
|-------------------------------|-------------------|-----------------|-----------------|-----------------|
|                               | 2018<br>RMB'000   | 2017<br>RMB'000 | 2016<br>RMB'000 | 2015<br>RMB'000 |
| <b>Assets and liabilities</b> |                   |                 |                 |                 |
| Total assets                  | <b>178,920</b>    | 130,857         | 82,264          | 72,509          |
| Total liabilities             | <b>(72,635)</b>   | (51,498)        | (51,852)        | (45,548)        |
| Net assets                    | <b>106,285</b>    | 79,359          | 30,412          | 26,961          |

Note:

The summary above does not form part of the audited consolidated financial statements.

No financial statements of the Group for the year ended 31 December 2014 were published.

The financial information for the years ended 31 December 2016 and 2015 was extracted from the prospectus of the Company dated 31 October 2017.