

Hong Kong Exchanges and Clearing Limited and The Stock Exchange of Hong Kong Limited take no responsibility for the contents of this announcement, make no representation as to its accuracy or completeness and expressly disclaim any liability whatsoever for any loss howsoever arising from or in reliance upon the whole or any part of the contents of this announcement

## Anacle Systems Limited

安科系統有限公司\*

(Incorporated in the Republic of Singapore with limited liability)

Stock Code: 8353

### ANNUAL RESULTS ANNOUNCEMENT FOR THE YEAR ENDED 31 MAY 2022

The board (the “**Board**”) of directors (the “**Directors**”) of Anacle Systems Limited (the “**Company**”) is pleased to announce the audited financial results of the Company and its subsidiaries for the year ended 31 May 2022.

This announcement, containing the full text of the 2022 annual results announcement of the Company, complies with the relevant requirements of the Rules Governing the Listing of Securities on GEM of The Stock Exchange of Hong Kong Limited (the “**GEM Listing Rules**”) in relation to information to accompany preliminary announcement of annual results. Printed version of the Company’s 2022 annual report will be despatched to the shareholders of the Company and available for viewing on the GEM website at [www.hkgem.com](http://www.hkgem.com) and the Company’s website at [www.anacle.com](http://www.anacle.com) on or before 30 August 2022.

By order of the Board  
**Anacle Systems Limited**  
**Lau E Choon Alex**  
Executive Director and Chief Executive Officer

Singapore, 25 August 2022

As at the date of this announcement, the Board comprises Mr. Lau E Choon Alex (Chief Executive Officer) and Mr. Ong Swee Heng (Chief Operating Officer) as executive Directors; Mr. Lee Suan Hiang (Chairman), Prof. Wong Poh Kam and Dr. Chong Yoke Sin as non-executive Directors; and Mr. Alwi Bin Abdul Hafiz, Mr. Mok Wai Seng and Mr. Chua Leong Chuan Jeffrey as independent non-executive Directors.

This announcement, for which the Directors collectively and individually accept full responsibility, includes particulars given in compliance with the Rules Governing the Listing of Securities on GEM of the Stock Exchange (the “GEM”) for the purpose of giving information with regard to the Company. The Directors, having made all reasonable enquiries, confirm that to the best of their knowledge and belief, the information contained in this announcement is accurate and complete in all material respects and not misleading or deceptive, and there are no other matters the omission of which would make any statement herein or this announcement misleading.

This announcement will remain on the “Latest Company Announcements” page of the GEM website at [www.hkgem.com](http://www.hkgem.com) for at least 7 days from the date of its publication. This announcement will also be published on the Company’s website at [www.anacle.com](http://www.anacle.com).

\* for identification purpose only

**CHARACTERISTICS OF GEM OF THE STOCK EXCHANGE OF HONG KONG LIMITED (THE “STOCK EXCHANGE”)**

**GEM has been positioned as a market designed to accommodate small and mid-sized companies to which a higher investment risk may be attached than other companies listed on the Stock Exchange. Prospective investors should be aware of the potential risks of investing in such companies and should make the decision to invest only after due and careful consideration.**


**Given that the companies listed on GEM are generally small and mid-sized companies, there is a risk that securities traded on GEM may be more susceptible to high market volatility than securities traded on the Main Board of the Stock Exchange and no assurance is given that there will be a liquid market in the securities traded on GEM.**

Hong Kong Exchanges and Clearing Limited and the Stock Exchange take no responsibility for the contents of this results announcement, make no representation as to its accuracy or completeness and expressly disclaim any liability whatsoever for any loss howsoever arising from or in reliance upon the whole or any part of the contents of this results announcement.

This results announcement, for which the directors (the “Directors”) of Anacle Systems Limited (the “Company”) collectively and individually accept full responsibilities, includes particulars given in compliance with the Rules Governing the Listing of Securities on GEM of the Stock Exchange (the “GEM Listing Rules”) for the purpose of giving information with regard to the Company and its subsidiaries (together the “Group”). The Directors, having made all reasonable enquiries, confirm that, to the best of their knowledge and belief, the information contained in this results announcement is accurate and complete in all material respects and not misleading or deceptive, and there are no other matters the omission of which would make any statement herein or this results announcement misleading.

## Table of Contents

04	Corporate Information
06	Letter from the CEO
08	Financial Highlights
09	Financial Summary
10	Management Discussion and Analysis
26	Directors and Senior Management
33	Corporate Governance Report
47	Directors' Report
59	Environmental, Social and Governance Report
78	Independent Auditor's Report
83	Consolidated Statement of Comprehensive Income
84	Consolidated Statement of Financial Position
86	Consolidated Statement of Changes in Equity
87	Consolidated Statement of Cash Flows
89	Notes to the Consolidated Financial Statements



# CORPORATE INFORMATION

## BOARD OF DIRECTORS

### Executive Directors

Mr. Lau E Choon Alex (*Chief Executive Officer*)

Mr. Ong Swee Heng (*Chief Operating Officer*)

### Non-Executive Directors

Mr. Lee Suan Hiang (*Chairman*)

Prof. Wong Poh Kam

Dr. Chong Yoke Sin

### Independent Non-Executive Directors

Mr. Alwi Bin Abdul Hafiz

Mr. Mok Wai Seng

Mr. Chua Leong Chuan Jeffrey

## BOARD COMMITTEES

### Audit Committee

Mr. Mok Wai Seng (*Chairman*)

Mr. Chua Leong Chuan Jeffrey

Dr. Chong Yoke Sin

### Remuneration Committee

Mr. Alwi Bin Abdul Hafiz (*Chairman*)

Prof. Wong Poh Kam

Mr. Chua Leong Chuan Jeffrey

### Nomination Committee

Mr. Lee Suan Hiang (*Chairman*)

Mr. Alwi Bin Abdul Hafiz

Mr. Mok Wai Seng

## COMPLIANCE OFFICER

Mr. Ong Swee Heng

## JOINT COMPANY SECRETARIES

Ms. Yue Sau Lan, ACG, HKACG

Ms. Sylvia Sundari Poerwaka

## AUTHORISED REPRESENTATIVES

Mr. Lau E Choon Alex

Mr. Ong Swee Heng

## AUDITOR

BDO Limited

## HONG KONG SHARE REGISTRAR

Boardroom Share Registrars (HK) Limited

Room 2103B, 21/F, 148 Electric Road

North Point

Hong Kong

## HEADQUARTERS, REGISTERED OFFICE AND PRINCIPAL PLACE OF BUSINESS IN SINGAPORE

3 Fusionopolis Way

#14-21 Symbiosis

Singapore 138633

## PRINCIPAL PLACE OF BUSINESS IN HONG KONG REGISTERED UNDER PART 16 OF THE COMPANIES ORDINANCE

31/F, 148 Electric Road

North Point

Hong Kong

## PRINCIPAL BANKER

DBS Bank Ltd

12 Marina Bay Boulevard, Level 3

Marina Bay Financial Centre Tower 3


Singapore 018982

## COMPANY WEBSITE

[www.anacle.com](http://www.anacle.com)

## GEM STOCK CODE

8353



# LETTER FROM CHAIRMAN & CEO

Dear shareholders,

We are pleased to present to you the annual results announcement of Anacle Systems Limited (“Anacle”) for the year ended 31 May 2022 (“FY2022”).

## Performance

We can say that Anacle performed better in FY2022 than FY2021 despite the strong economic headwinds. The world had not exited from the COVID-19 pandemic when geopolitical tensions erupted globally. Our colleagues continued to serve our customers with excellence and we closed FY2022 with revenue of S\$23.2 million and net profit after tax of S\$2.3 million as compared to revenue of S\$22.1 million and net profit after tax of S\$2.1 million in FY2021.

Our Simplicity® software business unit recorded a 13.5% revenue increase from S\$18.5 million in FY2021 to S\$21 million in FY2022. This is contributed by broad sector increase in demand for our software due to industry-wide digitalization trends. Gross margin increased from 38.1% in FY2021 to 41.1% in FY2022 mainly due to increased output from our staff. The sudden demise of the major customer for our Utilities Revenue Assurance Platform (“myBill®”) in November 2021 due to market shocks from global gas shortage had a significant impact on myBill; the business unit recorded a 44.8% decrease in revenue from S\$1.7 million in FY2021 to S\$0.9 million in FY2022. Our Smart Utilities Management Solution (“Starlight®”) continued to be adversely affected by the pandemic and recorded a 43.3% drop in revenue from S\$1.7 million in FY2021 to S\$1 million in FY2022.

## Milestones

FY2022 was an eventful year. We successfully delivered two of our largest Simplicity® projects to date – the Integrated Estate Management System for the Singapore Housing Development Authority, as well as the Mall Management System for CP Lotus’s, Thailand’s largest retail outlet chain.

The flagship product for Starlight®, the Tesseract® ultra-smart meter, has also completed trials for Singapore’s next generation smart metering infrastructure, slated for mass roll-out starting in 2023.

In addition, we have completed preparations for the opening of our Australian office based in Sydney in the beginning of FY2023.

## Challenges

The continued resurgence of COVID-19 variants and new pandemic threats such as Monkey Pox, as well as geopolitical uncertainties and economic collapses in a number of countries, will cause huge uncertainties for the global economy. We expect our operating environment to become more difficult in the year ahead.

### **Outlook**

Our cash flow generation remains strong and sufficient to sustain our operations. As of 31 May 2022, we have accumulated S\$15.8 million of cash reserves from our business operations. As we continue in this uncertain period, with many major economies unsure of how to exit the multiple crises, we will be prudent with our cash management and investment activities. A successful FY2022 allowed us to accumulate a strong balance sheet, build a healthy order book and lay out a robust sales pipeline, and by continuing to strengthen our technology and delivery quality, the future remains optimistic for Anacle.

### **Acknowledgements**

I would like to thank our shareholders for their confidence in Anacle, especially during these difficult and uncertain times. I would also like to thank our business partners and customers for their continued support to Anacle. Last but not least, I would like to express my heartfelt appreciation to my fellow directors and to our management and staff, for their unwavering commitment and invaluable contributions to the Company.

Lee Suan Hiang, Chairman of the Board  
Lau E Choon Alex, CEO  
Singapore, 25 August 2022

# 2022 FINANCIAL HIGHLIGHTS

Revenue (S\$ 000)	Gross Profit (S\$ 000)	Adjusted net profit/ (loss) before tax <sup>(1)</sup> (S\$ 000)	Adjusted EBITDA <sup>(2)</sup> (S\$ 000)	Basic earnings/ (loss) per share (Singapore cents)
<b>23,240</b>	<b>9,522</b>	<b>2,204</b>	<b>3,689</b>	<b>0.59</b>
2021: 22,165	2021: 9,023	2021: 2,166	2021: 4,063	2021: 0.54
2020: 18,933	2020: 7,594	2020: 941	2020: 2,898	2020: 0.07

(S\$ 000)	Simplicity® Commercial Real Estate Solution <sup>(4)</sup>	Simplicity® Corporate Real Estate Solution <sup>(4)</sup>	Simplicity® Industrial Asset Management Solution <sup>(4)</sup>	Starlight® Smart Utilities Management Solution <sup>(5)</sup>	myBill® Utilities Revenue Assurance <sup>(4)</sup>	SpaceMonster® Online Venue Booking Portal <sup>(6)</sup>
<b>Revenue<sup>(3)</sup></b>	<b>14,155</b>	<b>4,850</b>	<b>1,956</b>	<b>962</b>	<b>923</b>	<b>394</b>
	▲ 17.8%	▲ 8.3%	▼ 0.3%	▼ 43.4%	▼ 44.8%	▲ 17.6%
	2021: 12,019	2021: 4,479	2021: 1,962	2021: 1,699	2021: 1,671	2021: 335
	2020: 4,831	2020: 6,199	2020: 2,311	2020: 3,455	2020: 1,909	2020: 228
<b>Gross profit/ (loss)<sup>(3)</sup></b>	<b>5,509</b>	<b>2,432</b>	<b>665</b>	<b>317</b>	<b>215</b>	<b>384</b>
	▲ 56.6%	▼ 2.4%	▼ 34.9%	▼ 61.1%	▼ 74.6%	▲ 16.7%
	2021: 3,517	2021: 2,492	2021: 1,022	2021: 815	2021: 848	2021: 329
	2020: 2,544	2020: 2,410	2020: 1,209	2020: 731	2020: 492	2020: 208

Total assets (S\$ 000)	Non-current assets (S\$ 000)	Current assets (S\$ 000)	Total liabilities (S\$ 000)	Non-current liabilities (S\$ 000)	Current liabilities (S\$ 000)
<b>26,249</b>	<b>4,821</b>	<b>21,428</b>	<b>9,810</b>	<b>2,948</b>	<b>6,862</b>
2021: 23,224	2021: 5,779	2021: 17,445	2021: 9,146	2021: 3,506	2021: 5,640
2020: 15,651	2020: 2,112	2020: 13,539	2020: 3,823	2020: 79	2020: 3,744

- (1) Adjusted net profit/(loss) before tax is calculated as the Group's net income before tax excluding impairment loss and share-based payments.
- (2) Adjusted EBITDA is calculated as adjusted net profit before tax excluding depreciation, amortisation and interest expenses.
- (3) This results announcement provides alternative performance measures which are not defined or specified under the requirements of the International Financial Reporting Standards. We believe this measure provide readers with additional information on our business.
- (4) Commercial Real Estate, Corporate Real Estate, Industrial Asset Management Solutions and myBill® Utilities Revenue Assurance are collectively reported as Simplicity® and myBill® business segment.
- (5) Smart Utilities Management Solution is our Starlight® business segment.
- (6) SpaceMonster Online Venue Booking Portal is our SpaceMonster® business segment.



# FINANCIAL SUMMARY

	2022	2021	2020	2019	2018
	S\$	S\$	S\$	S\$	S\$
Revenue	23,240,201	22,164,921	18,933,335	13,333,417	15,100,602
Cost of sales	(13,718,669)	(13,142,101)	(11,339,175)	(10,625,124)	(9,203,237)
Gross profit	9,521,532	9,022,820	7,594,160	2,708,293	5,897,365
Other revenue	275,264	989,805	801,630	79,551	55,112
Other gains and (losses)	163,028	(441,594)	(213,089)	(88,201)	(222,353)
Marketing and other operating expenses	(1,543,693)	(1,333,852)	(1,604,467)	(2,136,998)	(1,558,100)
Administrative expenses	(5,105,137)	(5,022,718)	(4,652,929)	(4,642,212)	(3,643,045)
Research and development costs	(1,045,989)	(981,261)	(871,223)	(1,672,626)	(159,537)
Impairment of intangible assets	-	-	(716,988)	(1,465,038)	-
Impairment of property, plant and equipment	-	-	(316,049)	-	-
Finance costs	(60,938)	(66,871)	(36,324)	(1,060)	-
Share of loss of an associate	-	-	(110,223)	(25,859)	-
Profit/(loss) before income tax	2,204,067	2,166,329	(125,502)	(7,244,150)	369,442
Income tax credit/(expense)	163,842	(33,256)	(5,872)	331,433	(84,662)
Profit/(loss) for the year	2,367,909	2,133,073	(131,374)	(6,912,717)	284,780
Profit/(loss) before income tax	2,204,067	2,166,329	(125,502)	(7,244,150)	369,442
Add back:					
Impairment of intangible assets	-	-	716,988	1,465,038	-
Impairment of property, plant and equipment	-	-	316,049	-	-
Share-based payments	-	-	33,648	90,490	175,966
Adjusted profit/(loss) before tax	2,204,067	2,166,329	941,183	(5,688,622)	545,408
Adjust for:					
Depreciation	1,010,335	938,458	908,666	131,072	178,468
Amortisation	413,713	891,740	1,012,207	996,177	550,627
Finance costs	60,938	66,871	36,324	1,060	-
Adjusted EBITDA	3,689,053	4,063,398	2,898,380	(4,560,313)	1,274,503
	2022	2021	2020	2019	2018
	S\$	S\$	S\$	S\$	S\$
Assets and liabilities					
Non-current assets	4,820,739	5,779,320	2,111,519	4,167,430	6,449,874
Current assets	21,427,894	17,444,884	13,539,070	11,234,246	15,880,895
Current liabilities	6,862,263	5,640,254	3,743,923	3,401,923	4,018,610
Net current assets	14,565,631	11,804,630	9,795,147	7,832,323	11,862,285
Non-current liabilities	2,948,095	3,505,906	79,384	75,084	456,857
Net assets	16,438,275	14,078,044	11,827,282	11,924,669	17,855,302

# MANAGEMENT DISCUSSION AND ANALYSIS

## BUSINESS REVIEW

### Digitalizing the Smart City

Anacle Systems provides innovative and practical technology solutions for the built environment. We are well-recognized in the domain of Smart City technologies. Our team of more than 100 professionals specializes in developing products for the real estate, asset and utilities management industries. Our customers – primarily large organizations from the public sector, commercial real estate and utilities, manage large real estate and infrastructure portfolios. We have grown steadily since founding in 2006 and listing in 2016, and is currently recognized as the premium brand in South East Asia for commercial & corporate real estate management software, industrial asset management software, and water and energy management solutions.

In Financial Year ended 31 May 2022, we continue to acquire marquee customers and build a strong base of recurring revenue in face of headwinds caused by the global economic uncertainty and surging inflation. Our Simplicity® recorded improved revenue and gross profit; however the Starlight® smart utilities and myBill® revenue assurance segments all took hits from difficult regulatory environment and high energy prices.

### FY2022 – Growing Headwinds

With the gradual abatement of the COVID-19 pandemic, hopes were high for a global economic rebound. Unfortunately the global surge in energy prices and unrestrained inflation, exacerbated by Russia's invasion of Ukraine and China's saber-rattling in East Asia, have created an even more challenging business for the Group.

The wave of digitalization in South East Asia had continued from FY2021 to FY2022, sustaining strong demand for workflow automation software such as Simplicity® across the real estate, utilities and public sectors. This translated to continued healthy demand for Simplicity® software. However, the situation was not as rosy for Starlight® and myBill® segments. Starlight® continued to face COVID-19 headwinds and the negative impact of the Fair Tenancy Act enacted in Singapore. The sudden demise of our anchor customer for myBill® - I Switch, caused by gas price shocks in November 2021, caused revenue to drop substantially.

### Outlook

The outlook is measured for the Group. In the short term, revenue and profit growth will be driven by the Simplicity® business segment, with myBill® augmenting for the medium term and Starlight® providing upside in the long term. However uncertainties persist because of continued economic uncertainty globally.

## MANAGEMENT DISCUSSION AND ANALYSIS

### BUSINESS REVIEW

Demand for SaaS delivery of Simplicity® is growing, and this will improve our future prospects for recurring revenue as the dominant class of revenue stream. There is strong demand in the South East Asian market for Simplicity® software. This contributes to a healthy order book and also to higher quality revenue.

In the utilities revenue assurance market, the launching of billing services for Keppel Electric on myBill® platform will allow myBill® to recover in FY2023.

For Starlight®, the main goal is to win a major share of Singapore's next generation metering infrastructure with the Tesseract®. 200,000 meters will be up for grabs in 2023, and remaining 1.4 million meters over 2024 to 2026. It is our hope that a major showcase in Singapore will drive demand throughout Asia.

In June 2022, we are launching our Australian office. We plan to ramp up our sales and marketing for another round of push to the region, including South East Asia, Australia and New Zealand, as well as the East Asia.

# MANAGEMENT DISCUSSION AND ANALYSIS

## FINANCIAL REVIEW

### Simplicity® Revenue

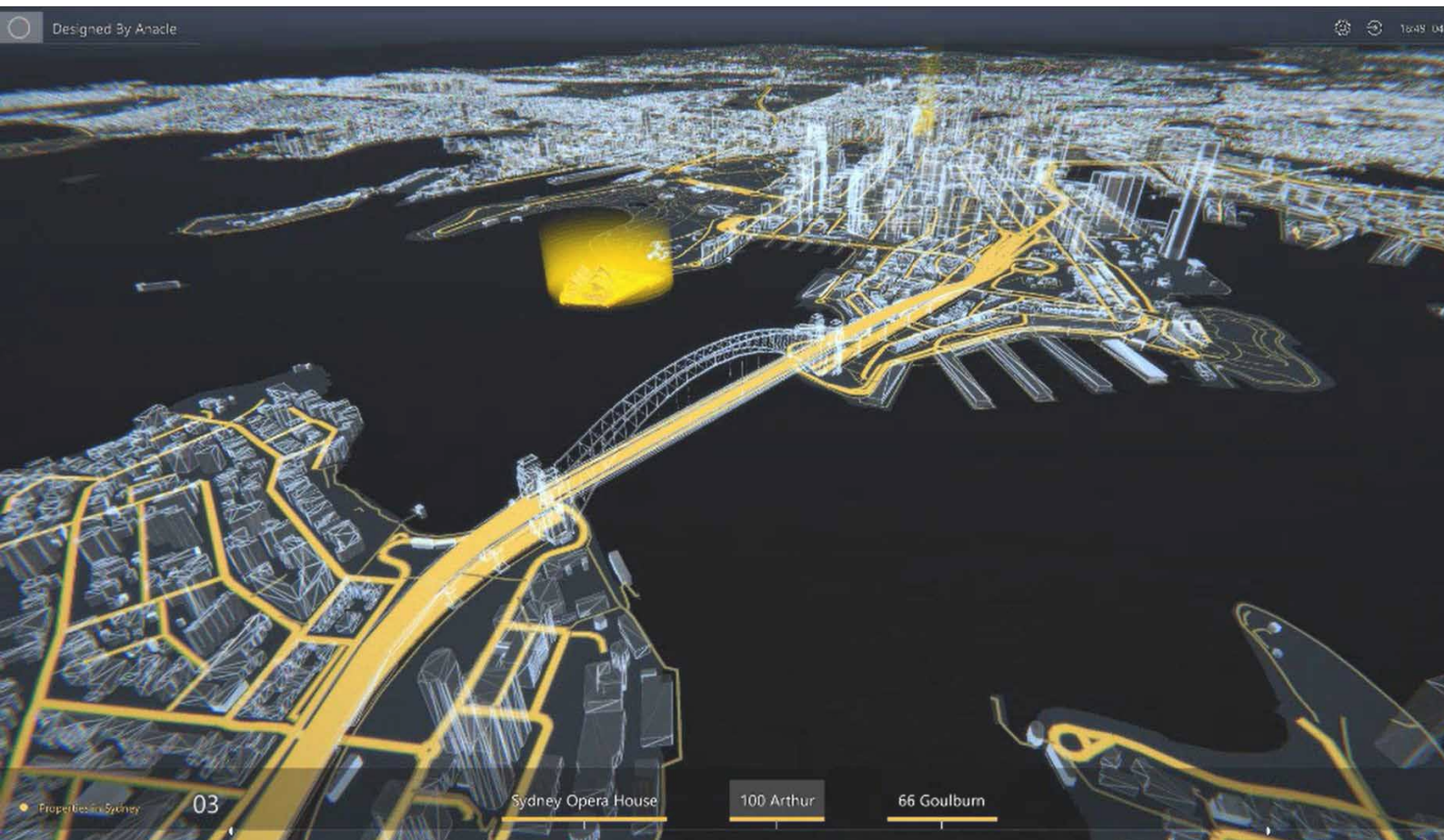
#### Introduction to Simplicity®

Simplicity® is a suite of business software applications specialized for operations of the built environment. Simplicity® is cloud and mobile apps-enabled, and designed to be extremely easy to use and simple to implement. In particular, Simplicity® is specially designed to meet the advanced and complex requirements of large enterprises in Asia. Simplicity® software is now primarily offered on a SaaS model; we also offer professional services to assist clients in the implementation and ongoing support of their Simplicity® software.

There are three major vertical solutions within Simplicity® catering to different market segments: Simplicity® Commercial Real Estate Management (“CommREM”) Solution, Simplicity® Corporate Real Estate Management (“CorpREM”) Solution, and Simplicity® Industrial Enterprise Asset Management (“IndEAM”) Solution.

Targeted at commercial landlords and asset/property managers, Simplicity® CommREM is the most comprehensive, sophisticated and powerful software solution for the management of commercial real estate portfolio in Asia. Simplicity® CommREM provides workflow-driven end-to-end automation and advanced big data analytics for the rental, finance and property management operations of large commercial real estate companies. Scalable to thousands of properties covering office, retail, industrial, logistics, self-storage, residential and food court assets, Simplicity® CommREM is trusted by Asia’s leading real estate companies.

Targeted at large companies and organizations occupying substantial real estate, Simplicity® CorpREM gives organizations operational and financial visibility to all aspects of their corporate real estate, including advanced space, asset and shared resources management and optimization capabilities. Simplicity® CorpREM utilizes 3D models based on Digital Twin technologies that are easy to create and maintain; it is the first solution free from cumbersome and expensive traditional 2D CAD components. Suitable for any large enterprises with more than one million square feet of space or more than ten thousand assets to manage, Simplicity® is the best tool for the management of corporate real estate and assets.



## MANAGEMENT DISCUSSION AND ANALYSIS

### FINANCIAL REVIEW

Revenue (S\$)	Simplicity® Commercial Real Estate Solution	Simplicity® Corporate Real Estate Solution	Simplicity® Industrial Asset Management Solution	Simplicity® Total
Project	<b>12,361,716</b> 2021: 10,882,104 2020: 4,169,534	<b>2,844,143</b> 2021: 2,486,805 2020: 5,068,971	<b>1,127,758</b> 2021: 1,124,591 2020: 1,175,928	<b>16,333,617</b> 2021: 14,493,500 2020: 10,414,433
Recurring	<b>1,793,298</b> 2021: 1,136,558 2020: 661,463	<b>2,006,020</b> 2021: 1,992,772 2020: 1,130,254	<b>827,971</b> 2021: 837,889 2020: 1,135,224	<b>4,627,289</b> 2021: 3,967,219 2020: 2,926,941
Total	<b>14,155,014</b> 2021: 12,018,662 2020: 4,830,997	<b>4,850,163</b> 2021: 4,479,577 2020: 6,199,225	<b>1,955,729</b> 2021: 1,962,480 2020: 2,311,152	<b>20,960,906</b> 2021: 18,460,719 2020: 13,341,374

Targeted at the process and utilities industries, Simplicity® IndEAM is the most comprehensive and advanced solution for the management of mission critical assets. Simplicity® IndEAM provides workflow driven end-to-end field-service automation and advanced big data analytics for the maintenance, safety and supply chain operations of process plants and utilities. Scalable to thousands of sites and millions of mission critical assets and network elements, Simplicity® IndEAM is suitable for industries varying from pharmaceutical, food & beverage, chemical, oil & gas, power, water & wastewater, military, transport infrastructure, healthcare to data centers & telecommunications.

#### The year under review

Simplicity® project revenue comprises of on-premise system design and implementation services and on-going systems enhancement. Recurring revenue comprises of subscription fees from our SaaS model, and systems technical support.

Accounting for the majority of segment revenue, system design and implementation fees typically come from new customers. On-going system enhancements and recurring revenue are driven by both existing and newly acquired customers.

Total revenue for Simplicity® increased by 13.5% from S\$18.461 million for the year ended 31 May 2021 to S\$20.961 million for the year ended 31 May 2022. Project revenue for Simplicity® increased by 12.7% while recurring revenue increased by 16.6%.

Simplicity® CommREM solution recorded an overall 17.8% revenue growth. It was primarily contributed by project revenue from the Smart Estate Management System project and our commercial real estate management project for the CP Group in Thailand. Recurring revenue grew by 57.8% as we became the dominant player in the commercial real estate market.

Simplicity® CorpREM solution had an increase of 8.3% in the overall revenue. It was primarily contributed by an increase of 14.4% in project revenue from MOHH and MSO Tampines Township C3 System and an increase of 0.7% in recurring revenue from existing customers.

Simplicity® IndEAM solution had a 0.3% decrease in overall revenue, a set-back caused by a fall in demand from the process industry sector that persisted from last year to this financial year.



# MANAGEMENT DISCUSSION AND ANALYSIS

## FINANCIAL REVIEW

Revenue (S\$)	myBill® Utilities Revenue Assurance
Subscription	<b>899,601</b> 2021: 1,499,600 2020: 1,788,457
Project	<b>23,040</b> 2021: 171,520 2020: 120,600
<b>Total</b>	<b>922,641</b> 2021: 1,671,120 2020: 1,909,057

Recurring subscription revenue represents the monthly fee charged per customer account managed on the platform.

### The year under review


The sudden demise of the major customer for the myBill platform - iSwitch Energy in November 2021 due to market shocks from global gas shortage has a significant impact on myBill. Revenue from myBill business segment contracted by 44.8% or S\$748,479.

In May 2022, we entered into a contract for an integrated billing service for Keppel Electric. As at the date of this results announcement, the system configuration has been completed and subscription revenue has commenced in the month of July 2022.

### myBill® Revenue

#### Introduction to myBill®

myBill® is a revenue assurance platform for energy retailers and other utility companies to manage their utility contracts with their customers and automatically generate bills, collect payment and compute arrears. myBill®’s unique business model charges a monthly fee per customer account onboarded to the platform, greatly aligning our interests with those of the energy retailers. myBill® is designed primarily for energy retailers participating in the Open Electricity Market in Singapore; the platform can also support other types of utilities such as water and gas.



## MANAGEMENT DISCUSSION AND ANALYSIS

### FINANCIAL REVIEW

Revenue (S\$)	Starlight® Smart Utilities Management
Project	<b>721,719</b> 2021: 1,319,320 2020: 3,156,610
Recurring	<b>184,579</b> 2021: 320,160 2020: 239,470
Rental	<b>56,190</b> 2021: 59,025 2020: 58,470
<b>Total</b>	<b>962,488</b> 2021: 1,698,505 2020: 3,454,550

#### Starlight® Revenue

##### Introduction to Starlight®

The Starlight® business segment is anchored by the Starlight® Smart Utilities Management Solution (“UMS”), a cloud-based smart energy and water management IoT platform. The Starlight® UMS provides end-to-end revenue and non-revenue energy and water management using advanced IoT sensors, wireless communications and sophisticated data analytics.

##### The year under review

Starlight® project revenue consists of Starlight® hardware (including the state of the art Tesseract® Ultra-smart Electricity Meter) and software sales, as well as services including onsite installation of hardware and implementation of Starlight® UMS software. Recurring revenue includes maintenance and technical support services for installed sites, while rental revenue represents to fees for renting of Starlight® hardware.

Our Starlight® business segment suffered a further revenue decrease of 43.3% from S\$1.69 million for the year ended 31 May 2021 to S\$0.96 million for the year ended 31 May 2022.

Starlight® project revenue was heavily affected by depressed demand due to the COVID-19 pandemic as well as the introduction of the Fair Tenancy Code of Conduct by the Singapore Government in June 2021 (which prevented landlords from making profits from sub-selling of electricity). Recurring service and leasing revenue have also been impacted negatively due to the trend of reducing project revenue in the recent past.

# MANAGEMENT DISCUSSION AND ANALYSIS

## FINANCIAL REVIEW

(S\$)	Simplicity® Commercial Real Estate Solution	Simplicity® Corporate Real Estate Solution	Simplicity® Industrial Asset Management Solution	Simplicity® Total
<b>Cost of Sales</b>	<b>(8,646,119)</b>	<b>(2,418,479)</b>	<b>(1,290,414)</b>	<b>(12,355,012)</b>
	2021: (8,501,796)	2021: (1,987,069)	2021: (940,050)	2021: (11,428,915)
	2020: (2,287,430)	2020: (3,789,100)	2020: (1,102,347)	2020: (7,178,877)
<b>Gross Profit</b>	<b>5,508,895</b>	<b>2,431,684</b>	<b>665,315</b>	<b>8,605,894</b>
	2021: 3,516,866	2021: 2,492,508	2021: 1,022,430	2021: 7,031,804
	2020: 2,543,567	2020: 2,410,125	2020: 1,208,805	2020: 6,162,497
<b>Gross Profit Margin</b>	<b>38.9%</b>	<b>50.1%</b>	<b>34.0%</b>	<b>41.1%</b>
	2021: 29.3%	2021: 55.6%	2021: 52.1%	2021: 38.1%
	2020: 52.7%	2020: 38.9%	2020: 52.3%	2020: 46.2%

### Simplicity® Cost of Sales and Gross Profit

#### Cost of Sales

Cost of sales consists primarily of third party professional services, third party hardware, third party software licences, cloud hosting, staff salaries, and amortisation of Simplicity® intangible assets.

Cost of sales for Simplicity® increased by 8.1% from S\$11.429 million in the year ended 31 May 2021 to S\$12.355 million in the year ended 31 May 2022. The increase was primarily due to increase in staff costs, third party hardware and licences for our data centre project which integrated IoT gateway with Simplicity® software for a comprehensive ITIL best practice. The increase was partially offset by a decrease in amortisation cost of Simplicity® intangible asset.

#### Gross Profit

Gross profit from system implementation fees for new customers are typically lower than gross profit from on-going system enhancements and recurring revenue. This is because it is more difficult to estimate project budget accurately, and we also need time to learn about and adapt to the new customers.

The increase in gross profit was largely contributed by our main Commercial Real Estate division due to a better quality revenue as we become a major player in this sector. Our Corporate Real Estate division's performance was moderate due to cost pressure on existing contracts. Direct costs for the Industrial Asset Management division was high because we took on projects with significant hardware components.



## MANAGEMENT DISCUSSION AND ANALYSIS

### FINANCIAL REVIEW

(\$)	myBill® Utilities Revenue Assurance
<b>Cost of Sales</b>	<b>(707,950)</b> 2021: (823,347) 2020: (1,416,968)
<b>Gross Profit</b>	<b>214,691</b> 2021: 847,773 2020: 492,089
<b>Gross Profit Margin</b>	<b>23.3%</b> 2021: 50.7% 2020: 25.8%

(\$)	Starlight® Smart Utilities Management
<b>Cost of Sales</b>	<b>(645,512)</b> 2021: (883,877) 2020: (2,723,230)
<b>Gross Profit</b>	<b>316,976</b> 2021: 814,628 2020: 731,320
<b>Gross Profit Margin</b>	<b>32.9%</b> 2021: 48.0% 2020: 21.2%

#### myBill® Cost of Sales and Gross Profit

##### Cost of Sales

Cost of sales of myBill® consists primarily of amortisation of myBill®'s intangible asset, staff salaries, depreciation and third party costs.

Decrease in myBill®'s cost of sales was primarily attributed by a decrease of 86.1% in third party cost. Staff salaries and amortisation expense remained stable.

##### Gross Profit

myBill®'s gross profit dipped as a result of one major customer in November 2021 resulting in a significant decline in revenue during the financial year.

#### Starlight® Cost of Sales and Gross Profit

##### Cost of Sales

Starlight®'s cost of sales comprises IoT sensor hardware, professional services for electrical installation, staff salaries and depreciation of leasing assets. As a result of impairment exercised in the year ended 31 May 2020, there was no amortisation expense for Starlight®'s intangible asset during the current and preceding financial years.

Starlight®'s total cost of sales in the year ended 31 May 2022 decreased by 27.0% as a result of a corresponding decrease in revenue.

##### Gross Profit

Starlight®'s quality of revenue from adhoc on-site hardware installation and Starlight® UMS software implementation for existing customers are better as compared to revenue from major project which typically involves more manpower and higher cost of hardware and higher third party electrical installation costs. Lower gross profit in the current financial year was attributed by the inflation-related increase in material and subcontracting cost which we could not pass on to existing customer contracts.

# MANAGEMENT DISCUSSION AND ANALYSIS

## FINANCIAL REVIEW

### Other revenue

Government grant comprised wage credit, job growth incentive, internship grant, and staff training grants amounted to S\$235,166 (31 May 2021: S\$136,779).

The Group's net profit for the past financial year 31 May 2021 included COVID-19 wage support grant from the Singapore Government which amounted to S\$779,048. The wage support grant ended in March 2021 for information technology sector that was deemed to be managing well under the pandemic. Interest income was from our one-year term deposit with a local bank in Singapore.

### Other gains and (losses)

Provision for slow-moving inventories comprised Starlight®'s raw material. The reversal of provision for receivables impairment was due to the decrease in the Group's receivables.

### Marketing and other operating expenses

Sales and marketing expenses have increased by S\$209,841 or 15.7% due to lifting of COVID-19 restrictions and increased marketing efforts by the Group. Lower product warranty provisions for Starlight® in line with the decrease in revenue resulted in lower logistics and distribution expense.

	2022 S\$	2021 S\$
Government grants	235,796	979,000
Interest income	35,039	2,308
Others	4,429	8,497
<b>Total other revenue</b>	<b>275,264</b>	<b>989,805</b>
	2022 S\$	2021 S\$
Net exchange losses	(3,454)	(31,856)
Slow-moving inventories	(3,011)	(178,365)
Reversal of/(impairment of receivables and others)	169,493	(231,373)
<b>Total other gains/(losses)</b>	<b>163,028</b>	<b>(441,594)</b>
	2022 S\$	2021 S\$
Sales and marketing	1,327,666	1,055,259
Logistics and distributions	216,027	278,593
<b>Total marketing and others</b>	<b>1,543,693</b>	<b>1,333,852</b>

## MANAGEMENT DISCUSSION AND ANALYSIS

### FINANCIAL REVIEW

#### Finance costs

Interest on lease liabilities arose from the adoption of IFRS 16 - Leases. Our lease liabilities interest was in respect of the office lease for our Singapore headquarters and our India office. For the year ended 31 May 2022, the Group had no borrowings and did not utilise the trade financing facilities.

#### Research and development costs

Research and development costs consist of staff salaries, professional fees, software licences, tools, materials, and depreciation of equipment.

We continued to invest in improvements and enhancements to the existing products to better serve the evolving market. New features have been continuously added to enhance our customers' experience in using our Simplicity®, Starlight® and myBill® products. The technological advancement in architecture and customers' demand compel us to improve our software framework to keep up and move ahead of our competitors. Starlight® costs were mainly for our office in India.

#### Administrative expenses

Staff emoluments, benefits, and recruitment expenses have increased by 1.6% in the year ended 31 May 2022 due to an increase in staff remuneration, training expenses, and other staff benefits so that we remained competitive in the IT talent-hiring market. The increase in depreciation was attributed to the renovation work for our Singapore's headquarters new office. Likewise, the depreciation of the right-of-use asset also increased because of the lease agreement for our Singapore headquarters office. Our directors' fee had a slight decrease due to a timing difference between the retirement of our non-executive directors and the appointment of new non-executives directors. Rent represent the short term leases of our photocopiers and water dispensers.

	2022 S\$	2021 S\$
Interest on lease liabilities		
Interest on lease liabilities	<b>60,938</b>	66,871
Interest on bank borrowing	-	-
<b>Total finance costs</b>	<b>60,938</b>	66,871
	2022 S\$	2021 S\$
Simplicity®	<b>317,635</b>	142,270
myBill®	<b>53,267</b>	57,286
Starlight®	<b>675,087</b>	781,705
<b>Total research and development costs</b>	<b>1,045,989</b>	981,261
	2022 S\$	2021 S\$
Staff emoluments	<b>2,628,909</b>	2,523,605
Staff benefits, recruitment and others	<b>436,352</b>	494,596
Depreciation	<b>130,881</b>	106,231
Depreciation of right-of-use assets	<b>833,998</b>	789,710
Auditors remuneration	<b>138,850</b>	138,848
Rent	<b>4,920</b>	4,326
Directors' fees	<b>150,040</b>	141,670
Professional fees	<b>194,438</b>	217,444
Others	<b>586,749</b>	606,288
<b>Total administrative expenses</b>	<b>5,105,137</b>	5,022,718

## MANAGEMENT DISCUSSION AND ANALYSIS

### FINANCIAL REVIEW

#### Profit before tax for the year

As a result of the increase in revenue, the Group recorded a 1.7% increase in net profit before tax from S\$2,166,329 for the financial year 31 May 2021 to S\$2,204,067 for the year ended 31 May 2022.

	2022 S\$	2021 S\$
Profit before tax	<b>2,204,067</b>	2,166,329
Income tax credit/(expense)	<b>163,842</b>	(33,256)
Profit after tax	<b>2,367,909</b>	2,133,073

#### Adjusted profit before tax for the year

We define our adjusted net profit before tax as profit for the period after adjusting for items which are not indicative of the Group's operating performance. While this is not an IFRSs measure, we add this additional item because the management uses this to analyse the Group's operating performance.

	2022 S\$	2021 S\$
Profit before tax	<b>2,204,067</b>	2,166,329
Adjusted for:		
non-cash items due to adoption of IFRS16	<b>(723)</b>	(147,069)
other revenue	<b>(275,264)</b>	(989,805)
other (gains)/losses	<b>(163,028)</b>	441,594
Adjusted profit before tax	<b>1,765,052</b>	1,471,049
depreciation	<b>169,489</b>	137,228
amortisation	<b>413,713</b>	891,740
interest on loans and borrowings	-	-
Adjusted profit before interest, depreciation, and amortisation	<b>2,348,254</b>	2,500,017

## MANAGEMENT DISCUSSION AND ANALYSIS

### LIQUIDITY, FINANCIAL RESOURCES, AND CAPITAL STRUCTURE

#### CASH

An increase in revenue and collection of receivables have improved the cash level.

**CASH**  
**S\$ 15,770,924**  
 2021: S\$ 8,176,761

#### NET CURRENT ASSET

An increase in net current asset was largely contributed by an increase in cash.

**NET CURRENT ASSET**  
**S\$ 14,565,631**  
 2021: S\$ 11,804,630

#### GEARING RATIO

Gearing ratio is calculated by dividing total bank borrowings less bank balances and cash by total equity. There was no outstanding trade financing facilities as at 31 May 2022 (31 May 2021: S\$ Nil).

**GEARING RATIO**  
 N/A  
 2021: N/A

#### CURRENT RATIO

Current ratio is current assets divided by current liabilities. The increase in current asset was offset by the increase in current liabilities which resulted in the stable current ratio.

**CURRENT RATIO**  
 3.1x  
 2021: 3.1x

#### QUICK RATIO

Quick ratio is current assets less inventories divided by current liabilities. The increase in quick ratio was mainly due to the increase in our cash.

**QUICK RATIO**  
 3.0x  
 2021: 2.9x

#### TOTAL EQUITY

The increase in total equity was primarily due to a profit after tax of S\$2,367,909 in the year ended 31 May 2022.

**TOTAL EQUITY**  
**S\$ 16,438,275**  
 2021: S\$ 14,078,044

#### ISSUED SHARE CAPITAL

The capital of the Company comprises ordinary shares. On 26 May 2021, the employees of the Company exercised 1,854,852 share options under the 2010 Plan and 3,165,390 share options under the 2013 Plan. On 4 June 2021, the Company issued 5,020,242 new ordinary shares to its employees. As at 31 May 2022 the number of the Company's issued ordinary shares was 402,900,738 (31 May 2021: 397,880,496).

**ISSUED SHARE CAPITAL**  
**S\$ 20,874,677**  
 2021: S\$ 20,645,177

## MANAGEMENT DISCUSSION AND ANALYSIS

### SIGNIFICANT INVESTMENT, MATERIAL ACQUISITIONS OR DISPOSALS OF SUBSIDIARIES AND AFFILIATED COMPANIES

The Group did not have any significant investments, material acquisitions and disposals of subsidiaries and capital assets for the year ended 31 May 2022.

### FUTURE PLANS FOR MATERIAL INVESTMENTS AND CAPITAL ASSETS

The Group did not have any plans for other material investments and capital assets.

### COMMITMENTS

Capital commitments of the Group in respect of an investment in an associate as at 31 May 2022 was S\$187,800 (31 May 2021: S\$191,822).

### CONTINGENT LIABILITIES

The Group had no material contingent liabilities as at 31 May 2022 (31 May 2021: Nil).

### CHARGE ON GROUP'S ASSETS

As at 31 May 2022, no asset of the Group was pledged as a security for bank borrowing or any other financing facilities (31 May 2021: Nil).

### CAPITAL EXPENDITURE

The following table sets out the capital expenditure made by the Group during the financial years ended 31 May 2022 and 31 May 2021:

	Property, plant and equipment (S\$ 000)	Intangible assets (S\$ 000)	Total (S\$ 000)
For the year ended 31 May 2022	24	-	24
For the year ended 31 May 2021	784	-	784

Capital expenditure incurred in the year ended 31 May 2022 was primarily in respect of the purchase of computers.

### FOREIGN EXCHANGE RISK MANAGEMENT

The Group's main operations are in Singapore. Revenue and costs of Singapore operations are mainly denominated in Singapore Dollars ("S\$") which is also the presentation currency of the Group. The Group's operations in Malaysia and India through its subsidiaries are settled in the local currencies of the respective countries.

The Group's main foreign exchange exposure is mainly its cash held in Hong Kong dollars ("HK\$") and Renminbi ("RMB"). The management was of the view that the Group did not have significant exposure to risk resulting from changes in foreign currency exchange rates.

The Group did not have any financial instruments to hedge its foreign currency exposure. The management will, however, continue to monitor the foreign exchange exposure of the Group and will take appropriate measure to minimise the risk.

## MANAGEMENT DISCUSSION AND ANALYSIS

### RISK FACTORS FACED BY THE COMPANY AND RISK MITIGATION MEASURES

#### RISKS RELATING TO OUR BUSINESS

**Revenue generated from the Singapore market accounted for more than 90% of our total revenue.** During the financial year ended 31 May 2022, revenue derived from our sales in Singapore accounted for approximately 82.9% (31 May 2021: 96.2%) of our total revenue. Our business and financial conditions would be adversely affected by any changes in the Singapore government policy or the corporate culture of Singapore, as well as circumstances causing any reduction in the demand for software and IT services in Singapore.

**We derived a substantial portion of our revenue from a single channel partner.**

We have mitigated the risk factor arising from our reliance on a single channel partner from which we derived our substantial revenue from. We have diversified our customer base and have reduced our reliance on any one channel partner. During the financial year ended 31 May 2022, the revenue contribution from a major channel partner accounted for 3.5% of our revenue as compared to 5.2% in the previous year.

We will continue to actively expand our customer base and our channel partner by acquiring and working with more channel partners locally and overseas. We also actively expand our market vertical to lessen the seasonal impact of a single industry.

**We are dependent upon our experienced technical staff and senior management team.**

We rely on the management skills and technical know-how of our executive directors, senior management and technical staff. Competition for competent employees is intense in our industry. Failure to attract or retain suitable employees could adversely affect our business, financial conditions and results of operations.

The Group has provided competitive compensation, incentives and benefits to retain the outstanding employees and attract new employees. Meanwhile, the Group strengthened the training of new staff in order to avoid the impact of employee turnover on business operations. The Group has also implemented employee equity incentive program to increase senior management team's loyalty.

**Our international competitors may localise and new entrants to our industry may become our strong and direct competitors.**

The enterprise software market in Asia is generally dominated by large international corporate vendors over the last decades. According to the Frost & Sullivan Report, these international competitors of our Company lacked localisation and were generally less influential than Asian corporate vendors like our Company. However, these international corporate vendors may decide to expand their businesses in the Asian market and adopt localisation strategies and join the competition to become our strong and direct competitors.

We strive to keep enhancing our products to remain competitive and we have been maintaining good customers relationship to ensure product and brand loyalty.

## MANAGEMENT DISCUSSION AND ANALYSIS

**Our business is subject to seasonal fluctuations.**

Our Group generally records lower sales for the six months from June to November each year, and higher sales from December to May in the following year. Failure to manage seasonality in our business may cause our revenue and financial condition to be materially and adversely affected. We mitigate the seasonal fluctuation in our revenue by controlling our operating capital carefully so as to provide our business with adequate cash for operations.

### **RISKS RELATING TO OUR INDUSTRY**

We are exposed to evolving industry standards and government policies in countries where we operate.

The market in which we operate is characterised by evolving industry standards and government policies, frequent development and enhancement of products and services and changing market demands. Accordingly, our continual success will depend on our abilities to adapt rapidly to the changing industry standards and government policies and to continuously improve the performance, features and reliability of our products in response to competitive offerings and evolving market demands.

We have a team monitoring and anticipating regulatory changes so that we can take action with sufficient time before new regulations set in.



## MANAGEMENT DISCUSSION AND ANALYSIS

### EMPLOYEES AND REMUNERATION POLICIES

Employee remuneration is determined by reference to market terms and the performance, qualifications and experience of the individual employee.

Remuneration includes monthly salaries, allowances, contributions on defined contribution retirement plans, performance incentives, share-based payments and other benefits.

Remuneration package is reviewed based on performance appraisals and other factors. Discretionary bonus is given based on individual performance.

The Group is also committed to the employees' continuing education and development. The Group provides in-house training to the employees to keep them abreast of the latest technological know-how. The Group also may sponsor employees to attend external training and courses.

The Company adopted the Pre-IPO Share Option Schemes to promote the interests of the Company by providing eligible individuals who are responsible for the management, growth and financial success of the Company with the opportunity to acquire a proprietary interest in the company and thereby encourage them to remain in the service of the Company.

---

**151 Staff**

2021: 129 staff

**S\$12.6m**

2021: S\$11.1m

---

The Group's staff strength as at 31 May 2022 was 129 staff in Singapore (2021: 104 staff), 22 staff in India (2021: 25 staff).

---

## DIRECTORS AND SENIOR MANAGEMENT

### BOARD OF DIRECTORS

#### Lee Suan Hiang, 72

Chairman & Non-Executive Director

Bachelor of Industrial Design (Engineering),  
Manchester Metropolitan University, Singapore

Date of first appointment as a director:

18 December 2013

Date of appointment as Chairman:

2 June 2014

Board committees served on

Nonnomination Committee (*Chairman*)

Present directorship in other listed companies

- Perennial Real Estate Holdings Limited [Stock code: 40S] (Independent Director)
- Leader Environmental Technologies Ltd [Stock code: LS9] (Independent Director)
- MindChamps PreSchool Ltd [Stock code: CNE] (Independent Director)

Background and working experience

- President of Singapore Economic Development Board Society
- Member of the Board of Governors of the Chartered Management Institute
- Deputy Managing Director of the Singapore Economic Development Board (From April 1993 to January 1995)
- Chief Executive of SPRING Singapore (From April 2002 to October 2003)
- Chief Executive of the National Arts Council (From October 2003 to July 2009)
- Council member of ISO (From 2002 to 2003)
- Chief Executive of the Real Estate Developers' Association of Singapore (REDAS) (From December 2011 to April 2016)

#### Lau E Choon Alex, 49

Group Chief Executive Officer & Executive Director

Bachelor Degree in Computer Science and Electrical Engineering,  
Cornell University, USA  
Master Degree in Electrical Engineering,  
Stanford University, USA

Date of first appointment as a director:

21 February 2006

Background and working experience

- Co-founder and Director of Buildfolio Technologies Pte. Ltd. (From April 2000 to March 2006).

Awards

- Entrepreneur Of The Year, 2017, by Singapore Computer Society

## DIRECTORS AND SENIOR MANAGEMENT

### BOARD OF DIRECTORS

#### Ong Swee Heng, 49

Group Chief Operating Officer & Executive Director

Bachelor Degree in Electrical Engineering, National University of Singapore, Singapore

Master Degree in Management of Technology, National University of Singapore

**Date of first appointment as a director:**

21 February 2006

**Background and working experience**

- Defence Engineering and Scientific Officer at the Defence Science & Technology Agency of Control Communications & Computer Systems Organization (From May 1998 to December 1999)
- Project Manager at the Defence Science & Technology Agency of Control Communications & Computer Systems Organization (From January 2000 to November 2003)
- Director of Technical Operations at Buildfolio Technologies Pte. Ltd. (From December 2003 to February 2006)

#### Dr. Chong Yoke Sin, 65

Non-Executive Director

Doctor of Philosophy (PhD) in Chemistry, National University of Singapore, Singapore

**Date of first appointment as a director:**

15 October 2020

**Board committees served on**

Audit Committee

**Present directorship in other listed companies**

- Wilmar Holdings Ltd [Stock code: F34] (Non Executive and Independent Director)

**Present principal commitments (other than directorship in other listed company)**

- iGlobe Partners (II) Pte. Ltd.
- HUUE Inc
- SG Enable
- Docquity Pte Ltd

**Background and working experience**

- President of the Singapore Computer Society
- Chief of Enterprise Business of Starhub (From April 2017 to July 2019)
- Chief Executive Officer of Integrated Health Information Systems (From January 2008 to December 2016)
- Chief Executive Officer of NCS (From September 2004 to December 2007)

## DIRECTORS AND SENIOR MANAGEMENT

### BOARD OF DIRECTORS

#### Prof. Wong Poh Kam, 70

Non-Executive Director

Bachelor Degree in Physics and Electrical Engineering,  
Massachusetts Institute of Technology, USA  
Master degree in Electrical Engineering and Computer Science,  
Massachusetts Institute of Technology, USA  
Doctoral degree in Urban and Regional Planning,  
Massachusetts Institute of Technology, USA

**Date of first appointment as a director:**

17 October 2007

**Board committees served on**

Remuneration Committee

**Present principal commitments (other than directorship in other listed company)**

- School of Business of National University Singapore (Professor)
- BAF Spectrum Pte. Ltd. (Chairman)

**Background and working experience**

- Lecturer at Universiti Sains Malaysia (From April 1979 to June 1984)
- Senior Lecturer at School of Business of National University Singapore (From September 1988 to June 1996)
- Associate Professor at School of Business of National University Singapore (From July 1996 to December 2007)
- Professor at School of Business of National University Singapore (Since January 2008)

#### Alwi Bin Abdul Hafiz, 60

Independent Non-Executive Director

Bachelor Degree in Electrical Engineering, National University of Singapore, Singapore

**Date of first appointment as a director:**

24 November 2016

**Board committees served on**

Remuneration Committee (Chairman)  
Nomination Committee

**Present principal commitments (other than directorship in other listed company)**

- Golden Veroleum Liberia Group (Sustainability Advisor)
- Golden Agri Resources (Head of Partnerships)
- Rekanext Capital Partners Pte Ltd (Director)
- Mendaki Social Enterprise Network Pte. Ltd. (Director)
- Malay Heritage Foundation (Board Member)
- Nanyang Technological University (Trustee Emeritus)

**Background and working experience**

- Research associate in Booz-Allen & Hamilton Pte. Ltd. (From March 1987 to December 1987)
- Various senior management position in Hewlett-Packard, until November 2006 after 19 years
- Managing Director positions in British Standards Institution Group (From January 2007 to April 2013)

## DIRECTORS AND SENIOR MANAGEMENT

### BOARD OF DIRECTORS

#### Mok Wai Seng, 55

##### Independent Non-Executive Director

Chartered Accountant (Practicing Member), Institute of Singapore Chartered Accountants Fellow, Association of Chartered Certified Accountants Fellow, Insolvency Practitioners Association of Singapore Limited

##### Date of first appointment as a director:

29 September 2021

##### Board committees served on

Audit Committee (Chairman)  
Nomination Committee

##### Present principal commitments (other than directorship in other listed company)

- Partner at ACFOSS Assurance (Since 2013)

##### Background and working experience

- Director of Adept Public Accounting Corporation (now known as Reanda Adept PAC) (From August 2008 to June 2013)
- Partner at K C Yin & Co, (From January 2005 to June 2013)
- Director of INNO-SOFT Info Systems Pte Ltd (From January 2007 to June 2013)

#### Chua Leong Chuan Jeffrey, 60

##### Independent Non-Executive Director

Bachelor of Engineering (Civil & Structural), National University of Singapore, Singapore  
Master of Science (Real Estate), National University of Singapore, Singapore  
Postgraduate Diploma (Business Administration, Singapore Institute of Management, Singapore  
Member, Institute of Engineers, Singapore

##### Date of first appointment as a director:

29 September 2021

##### Board committees served on

Audit Committee  
Remuneration Committee

##### Background and working experience

- Senior Managing Director (Operations) of CapitaLand Limited (From January 2020 to July 2021)
- Chief Executive Officer of Ascendas Services Pte Ltd (From April 2012 -December 2109)
- Managing Director of CPG Facilities Management Pte Ltd (From March 2003 to March 2012)
- Assistant General Manager in Keppel FMO Pte Ltd (From September 2001 to February 2003)
- General Manager for Tanjong Pagar Town Council (From January 1987 to August 2001)

## DIRECTORS AND SENIOR MANAGEMENT

### SENIOR MANAGEMENT

#### **Ho Hai Aik**

**Head of Business Consulting  
Anacle Systems Limited**

Hai Aik is primarily responsible for the project management, business consulting, pre-sales support and business development of the Company

Hai Aik has more than 17 years of experience in IT and business consulting. From June 2000 to February 2003, Hai Aik worked as an IT associate (business development) at Cyber-IB Pte. Ltd., a company engaged in providing IT- based consulting services, where he was responsible for project management, business consulting, pre-sales and business development. He had then worked at Buildfolio as a consultant from March 2003 to June 2006, during which he was responsible for project management, account management, pre-sales support and business development.

Hai Aik graduated from Nanyang Technological University in Singapore with a bachelor's degree in Civil Engineering. He also obtained a specialist diploma in e-Commerce from Nanyang Polytechnic in Singapore and a graduate diploma in Business and Finance from Management Development Institute of Singapore which is recognised by Southern Cross University in Australia.

---

#### **Sylvia Sundari Poerwaka**

**Chief Financial Officer and Joint Company Secretary  
Anacle Systems Limited**

Sylvia is responsible for overseeing the finance department with the major duty in the area of financial management of the Company.

Sylvia has more than nine years of experience in accounting and auditing. Sylvia started as an audit assistant in Kong, Lim & Partners, LLP, a chartered accounting firm in Singapore, in November 2008 and was promoted to audit senior from December 2009, during which she was responsible for financial statement audit and audit planning. Sylvia worked as the supervisor of the accounts and tax department at the same firm from December 2010 to February 2012

Sylvia obtained her bachelor's degree in Mathematics and Computer Science from King's College London of the University of London in the United Kingdom in July 1998. Sylvia completed the Association of Chartered Certified Accountants examination in February 2009, an ISO 9001:2008 quality management system internal control auditor course in September 2012, and an ISO 27001:2013 information security management system in January 2021. Sylvia has been a member of the Institute of Singapore Chartered Accountants since July 2013.

---

## DIRECTORS AND SENIOR MANAGEMENT

### SENIOR MANAGEMENT

#### **Li Shan**

**Senior Principal Software Architect  
Anacle Systems Limited**

Li Shan has more than 14 years of experience in software design and development. From May 2005 to June 2006, Li Shan had worked as a software engineer at Buildfolio where he was responsible for software development. Li Shan had then worked as a software engineer at United Premas Limited, a company engaged in offering real estate management and development services, from June 2006 to January 2008, during which he was responsible for software development.

Li Shan graduated from Nanyang Technological University in Singapore with a bachelor's degree in Computer Engineering. He also obtained a master's degree in Engineering in the same university.

---

#### **Jindhar Chougule**


**Vice President of Product Management  
Anacle systems Limited**

Jindhar has more than 24 years of experience in energy management and electric metering products industry. Jindhar had worked as a technical assistant at Datapro Electronics Pvt Ltd. from July 1995 to August 2000. From September 2000 to May 2001, Jindhar worked as a senior engineer at Enercon Systems Pvt Ltd. He then worked as a manager of design and development at EMCO Limited, a company which provided products and solutions for power generation, transmission, distribution utilities and industry, from June 2001 to November 2003.

From December 2003 to March 2010, Jindhar worked as a technology specialist at B.B.S. Electronics Pte Ltd., and he was responsible for the design and development of smart meters, technical marketing and product certification. From March 2010 to June 2010, Jindhar worked as a senior manager at Future Electronics Inc. (Distribution) Pte. Ltd. during which he was responsible for smart meter reference designs and technical marketing. He then worked at B.B.S. Access Pte. Ltd., a company specialising in the development of infrastructure, systems and accessories for telecommunication and utility measurement, as a solution architect from June 2010 to February 2014.

Jindhar obtained a Diploma in Electronics and Communication Engineering from the Board of Technical Examinations of the Government of Maharashtra, India.

---





## CORPORATE GOVERNANCE REPORT

The Board is pleased to present the corporate governance report of the Group for the financial year ended 31 May 2022 (the "FY2022").

### CORPORATE GOVERNANCE PRACTICES

The Group's corporate governance practices are based on the principles and the code provisions in the Corporate Governance Code (the "CG Code") as set out in Appendix 15 to the Rules Governing the Listing of Securities on GEM of the Stock Exchange ("GEM Listing Rules").

The Company is committed to fulfilling its responsibilities to its shareholders (the "Shareholders") and protecting and enhancing Shareholders' value through solid corporate governance. The Directors recognise the importance of incorporating elements of good corporate governance in the management structures and internal control and risk management procedures of the Group so as to achieve effective accountability.

During the year ended 31 May 2022, the Group has complied with all applicable code provisions of the CG Code.

### CODE OF CONDUCT FOR DIRECTORS' SECURITIES TRANSACTIONS

The Company has adopted a code of conduct regarding securities transactions by Directors on terms no less exacting than the required standard of dealings concerning securities transactions by the Directors as set out in Rules 5.48 to 5.67 of the GEM Listing Rules. Having been made specific enquiry, all Directors confirmed that they have complied with the required standard of dealings and its code of conduct regarding Director's securities transactions during FY2022.

### BOARD OF DIRECTORS

#### Responsibilities

The board of Directors (the "Board") is primarily responsible for overseeing and supervising the management of the business affairs and the overall performance of the Group. The Board sets the Group's values and standards and ensures that the requisite financial and human resources support is in place for the Group to achieve its objectives.

The functions performed by the Board include but are not limited to formulating the Group's business plans and strategies, deciding all significant financial (including major capital expenditure) and operational issues, developing, monitoring and reviewing the Group's corporate governance practices and all other functions reserved to the Board under the Company's constitution (the "Constitution"). The Board has established Board committees and has delegated to these Board committees various responsibilities as set out in their respective terms of reference which are published on the respective websites of the Stock Exchange and the Company. The Board may from time to time delegate certain functions to management of the Group if and when considered appropriate. The management is mainly responsible for the execution of the business plans, strategies and policies adopted by the Board and assigned to it from time to time.

The Directors have full access to information of the Group and are entitled to seek independent professional advice in appropriate circumstances at the Company's expense.

# CORPORATE GOVERNANCE REPORT

## Composition of the Board

The Company is committed to holding the view that the Board should include a balanced composition of executive Directors, non-executive Directors and independent non-executive Directors so that there is a strong independent element on the Board, which can effectively exercise independent judgment.

As at the date of this results announcement, the Board comprises the following eight Directors, of which the non-executive Directors and the independent non-executive Directors represent over 60% of the Board members:

### Executive Directors

Mr. Lau E Choon Alex (*Chief Executive Officer*)

Mr. Ong Swee Heng (*Chief Operating Officer*)

### Non-Executive Directors

Mr. Lee Suan Hiang (*Chairman*)

Prof. Wong Poh Kam

Dr. Chong Yoke Sin

### Independent Non-Executive Directors

Mr. Alwi Bin Abdul Hafiz

Mr. Mok Wai Seng (*Appointed on 29 September 2021*)

Mr. Chua Leong Chuan Jeffrey (*Appointed on 29 September 2021*)

Mr. Elango Subramanian (*Retired on 29 September 2021*)

Mr. Li Man Wai (*Retired on 29 September 2021*)

The biographical details of each of the Directors are set out in the section headed "Board of Directors" of this annual results announcement.

Mr. Mok Wai Seng, Mr. Chua Leong Chuan Jeffrey were appointed on 29 September 2021 to fill the vacancy occasioned by the retirement of Mr. Elango Subramanian and Mr. Li Man Wai.

No Board member has any relationship (including financial, business, family, or other material relationships) with the other Board members and the chief executive officer of the Company (the "Chief Executive Officer")

During the year ended 31 May 2022, the Board at all times met the requirements of the GEM Listing Rules relating to the appointment of at least three independent non-executive Directors, accounting for at least one third of the Board, with at least one independent non-executive Director possessing the appropriate professional qualifications, accounting or related financial management expertise.

## Directors' Training and Continuing Professional Development

Mr. Mok Wai Seng and Mr. Chua Leong Chuan Jeffrey, as part of their onboarding process, have participated in the training regarding director responsibilities and duties arranged by the Company's legal advisers. Mr. Mok Wai Seng and Mr. Chua Leong Chuan Jeffrey have accumulated at least 43 hours and 31 hours of training, respectively, during the year.

The Company did not meet the code provision C.1.4 regarding during the year. However, the Company endeavours to rectify the shortcoming in the next year to ensure that all of our directors have adequate training and professional development in the areas of corporate governance, directors' continuing obligation, and latest developments regarding the GEM Listing Rules.

## CORPORATE GOVERNANCE REPORT

### Directors' Attendance at Board Meeting

The Board held meetings on 15 October 2021, 6 January 2022, 6 April 2022 and 25 August 2022 to, amongst other matters, discussed and approved (i) the Group's unaudited consolidated financial results for the three months ended 31 August 2021, the six months ended 30 November 2021 and the nine months ended 28 February 2022; (ii) the engagement of independent auditor for FY2022; (iii) the audited consolidated financial statements of the Group for FY2022; (iv) the assessment of the effectiveness of the risk management and internal control systems of the Group; (v) the appointment of Mr. Mok Wai Seng and Mr. Chua Leong Chuan Jeffrey to fill the vacancies occasioned by the retirement of Mr. Elango Subramanian and Mr. Li Man Wai on 29 September 2021; and (vii) the evaluation and drafting of the Environmental, Social and Governance Report for FY2022

The attendance of each Director at the Board meetings during FY2022 and up to the date of this annual results announcement is as follows:

Directors	Number of board meetings attended/held
<b>Executive Directors</b>	
Mr. Lau E Choon Alex	4/4
Mr. Ong Swee Heng	4/4
<b>Non-Executive Directors</b>	
Mr. Lee Suan Hiang (Chairman)	4/4
Prof. Wong Poh Kam	4/4
Dr. Chong Yoke Sin	4/4
<b>Independent Non-Executive Directors</b>	
Mr. Alwi Bin Abdul Hafiz	3/4
Mr. Mok Wai Seng (Appointed on 29 September 2021)	4/4
Mr. Chua Leong Chuan Jeffrey (Appointed on 29 September 2021)	4/4

During FY2022, the Company held an annual general meeting of the shareholders on 29 September 2021.

### Independent Non-Executive Directors

The independent non-executive Directors are persons with relevant academic and professional qualifications. They advise the Company on strategic development, which enables the Board to maintain high standards of compliance with financial and other regulatory requirements. In compliance with Rules 5.05(1), 5.05(2) and 5.05A of the GEM Listing Rules, the Company has appointed three independent non-executive Directors representing more than one-third of the Board and with at least one of whom having appropriate professional qualifications, or accounting or related financial management expertise.

Prior to their respective appointment, each of the independent non-executive Directors has submitted a written statement to the Stock Exchange confirming their independence. The Company has received from each of the independent non-executive Directors an annual confirmation of his/her independence pursuant to Rule 5.09 of the GEM Listing Rules and the Board considers that all the independent non-executive Directors to be independent and meet the requirements set out in Rule 5.09 of the GEM Listing Rules as at the date of this results announcement.

## CORPORATE GOVERNANCE REPORT

### CHAIRMAN AND CHIEF EXECUTIVE OFFICER

According to the code provision A.2.1 of the CG Code, the roles of the Chairman and Chief Executive Officer shall be separate and should not be performed by the same individual. During FY2022, the Chairman of the Company was Mr. Lee Suan Hiang and the Chief Executive Officer of the Company was Mr. Lau E Choon Alex. The code provision A. 2.1 of the Code has therefore been complied with.

### NON-EXECUTIVE DIRECTORS

The non-executive Directors, Mr. Lee Suan Hiang, Prof. Wong Poh Kam, and Dr. Chong Yoke Sin have signed a letter of appointment with the Company for an initial term of three years subject to termination in certain circumstances as stipulated in the letter of appointment.

### APPOINTMENT AND RE-ELECTION OF THE DIRECTORS

Each of the executive Directors has entered into a service agreement with the Company for an initial term of three years commencing from 24 November 2016 (subject to termination in certain circumstances as stipulated in the relevant service agreement).

Each of the non-executive Director and the independent non-executive Director has entered into a letter of appointment with the Company for an initial term of three years commencing, subject to termination in certain circumstances as stipulated in the relevant letter of appointment.

Save as disclosed aforesaid, none of the Directors has a service agreement or letter of appointment with the Company or any of its subsidiaries other than the agreements/letters of appointment expiring or determinable by the employer within one year without the payment of compensation other than statutory compensation.

All the Directors, including independent non-executive Directors, are subject to retirement by rotation and eligible for re-election in accordance with the Constitution. At each AGM, one-third of the Directors for the time being (or, if their number is not a multiple of three, the number nearest to but not less than one-third) shall retire from office by rotation provided that every Director shall be subject to retirement at the AGM at least once every three years. A retiring Director shall be eligible for re-election and shall continue to act as a Director throughout the AGM at which he retires. The Directors to retire by rotation shall include (so far as necessary to obtain the number of Directors required to retire by rotation) any Director who wishes to retire and not to offer himself for re-election but shall not include any Director who is due to retire at the AGM by reason of age. Any further Directors so to retire shall be those who have been the longest in office since their last re-election or appointment or have been in office for the three years since their last election. As between the persons who became or were last re-elected Directors on the same day, those to retire shall (unless they otherwise agree among themselves) be determined by lot.

Any Director appointed by the Board to fill a casual vacancy or as an additional Director shall hold office only until the next AGM after his appointment and shall then be eligible for re-election at such meeting but shall not be taken into account in determining the number of Directors who are to retire by rotation at such meeting.

## CORPORATE GOVERNANCE REPORT

Mr. Ong Swee Heng, Mr. Lee Suan Hiang, and Mr. Alwi Bin Abdul Hafiz will retire by rotation (the “Retiring Directors”) at the forthcoming 2022 annual general meeting of the Company which is to be held on 30 September 2022 (the “2022 AGM”). Mr. Ong Swee Heng, Mr. Lee Suan Hiang, and Mr. Alwi Bin Abdul Hafiz being eligible, will offer themselves for re-election at the 2022 AGM. The Company’s circular, sent together with the annual report, contains detailed information of such retiring directors as required by the GEM Listing Rules.

### **DIRECTORS’ LIABILITY INSURANCE**

The Company has arranged appropriate insurance to cover the liabilities in respect of legal action against the Directors and officers of the Company that may arise out of the corporate activities. The insurance coverage is reviewed on an annual basis.

### **BOARD COMMITTEES**

The Board established three committees, namely the audit, remuneration and nomination committees, to oversee particular aspects of the Group’s affairs.

Each of the three committees has its specific terms of reference relating to its authority and duties.

The majority of members of the audit, remuneration and nomination committees are independent non-executive Directors.

The Board committees are provided with sufficient resources to perform their duties and, upon reasonable request, they are able to seek independent professional advice in appropriate circumstances at the Company’s expense. The Board committees will report back to the Board on their decisions or recommendations.

### **Remuneration Committee**

The remuneration committee (the “Remuneration Committee”) was established on 24 November 2016 with written terms of reference in compliance with B.1.2 of the CG Code.

The Remuneration Committee’s terms of reference include, but not limited to:

- making recommendations to the Board on the Company’s policy and structure for all Directors’ and senior management’s remuneration and establishing a formal and transparent procedure for developing remuneration policy;
- reviewing and approving the management’s remuneration proposals with reference to the Board’s goals and objectives;
- making recommendations to the Board on the remuneration packages of for all Directors and senior management, including benefits in kind, pension rights and compensation payments, including any compensation payable for loss or termination of their office or appointment;
- ensuring that no Director or any of his/her associates (as such term is defined in the Rules Governing the Listing of Securities on the GEM of the HKEx (the “Listing Rules”) is involved in deciding his/her own remuneration.

## CORPORATE GOVERNANCE REPORT

The Remuneration Committee consists of Mr. Alwi Bin Abdul Hafiz, Prof. Wong Poh Kam, and Mr. Chua Leong Chuan Jeffrey. Mr. Alwi Bin Abdul Hafiz is the chairman of the Remuneration Committee.

The Remuneration Committee shall meet at least once a year. The Remuneration Committee held meetings on 20 August 2021 and reviewed and recommended to the Board for consideration, certain remuneration-related matters of the Directors and the senior management of the Company. The attendance of each committee member during FY2022 is as follows:

Remuneration Committee members	Number of meetings attended/held
Mr. Alwi Bin Abdul Hafiz ( <i>Chairman</i> )	1/1
Mr. Li Man Wai ( <i>Retired on 29 September 2021</i> )	1/1
Prof. Wong Poh Kam	1/1

### Audit Committee

The audit committee (the "Audit Committee") was established on 24 November 2016 with written terms of reference in compliance with Rules 5.28 and 5.29 of the GEM Listing Rules and the code provision C.3.3 of the CG Code.

The primary responsibilities of the Audit Committee are to assist the Board in providing an oversight of the effectiveness of the Group's financial reporting process, internal control and risk management system, to review the financial information of the Group and to liaise with the auditors to discuss audit matters.

The Audit Committee consists of two independent non-executive Directors, Mr. Mok Wai Seng and Mr. Chua Leong Chuan Jeffrey, and one non-executive Director, Dr. Chong Yoke Sin. The chairman of the Audit Committee is Mr. Mok Wai Seng, who holds the appropriate professional qualifications as required under Rules 5.05(2) and 5.28 of the GEM Listing Rules. None of the members of the Audit Committee are former partners of the Company's existing external auditors.

The Audit Committee shall meet at least twice a year. The Audit Committee held meetings 20 August 2021, 15 October 2021, 6 January 2022, 6 April 2022, and 25 August 2022 and amongst other matters, considered and approved for presentation to the Board for consideration and approval, the audited consolidated financial results for the financial year ended 31 May 2021 and the draft unaudited consolidated financial results for the three months ended 31 August 2021, the six months ended 30 November 2021, the nine months ended 28 February 2022, the audited consolidated financial results for the financial year ended 31 May 2022, reviewing the Company's financial controls, internal control and risk management systems, reviewing and monitoring the Company's policies and practices on compliance with legal and regulatory requirements.

The attendance of each committee member during FY2022 is as follows:

Audit Committee members	Number of meetings attended/held
Mr. Li Man Wai ( <i>Chairman, Retired on 29 September 2021</i> )	1/5
Mr. Mok Wai Seng ( <i>Chairman, Appointed on 29 September 2021</i> )	4/5
Mr. Elango Subramanian ( <i>Retired on 29 September 2021</i> )	1/5
Dr. Chong Yoke Sin	5/5
Mr. Chua Leong Chuan Jeffrey ( <i>Appointed on 29 September 2021</i> )	4/5

## CORPORATE GOVERNANCE REPORT

### Nomination Committee

The nomination committee (the "Nomination Committee") was established on 24 November 2016 with written terms of reference in compliance with A.5.2 of the CG Code.

The Nomination Committee's terms of reference include, but not limited to:

- reviewing the structure, size and composition (including the skills, knowledge and experience) of the Board annually and making recommendations on any proposed changes to the Board to complement the Company's corporate strategy;
- making recommendations to the Board on the appointment or re-appointment of Directors and succession planning for Directors in particular the chairman of the Board and the group managing director;
- identifying individuals suitably qualified to become Directors and selecting or making recommendations to the Board on the selection of individuals nominated for directorship; and
- assessing the independence of independent non- executive Directors.

The Nomination Committee consists of Mr. Lee Suan Hiang, Mr. Alwi Bin Abdul Hafiz, and Mr. Mok Wai Seng. Mr. Lee Suan Hiang is the chairman of the Nomination Committee.

The Nomination Committee shall meet at least once a year. The Nomination Committee held a meeting on 20 August 2021 and, amongst other matters, reviewed the structure, size and composition of the Board, assessed the independence of the independent non-executive Directors and recommended to the Board for consideration the re-appointment of the retiring Directors at the 2021 AGM, the appointment of Mr. Mok Wai Seng and Mr. Chua Leong Chuan Jeffrey to the Board on 29 September 2021 to fill the vacancy occasioned by the retirement of Mr. Elango Subramanian and Mr. Li Man Wai. Mr. Mok Wai Seng has extensive experience in accounting and audit. Mr. Chua Leong Chuan Jeffrey has extensive industry experience in commercial real estate industry which is one the Company's major revenue generating business units. Having assessed their independence as well as the collective industry experience and exposure, the Nomination Committee believed that both Mr. Mok Wai Seng and Mr. Chua Leong Chuan Jeffrey would be valuable to the Company and would improve the Board diversity.

The attendance of each committee member during FY2022 is as follows:

Nomination Committee members	Number of meetings attended/held
Mr. Lee Suan Hiang ( <i>Chairman</i> )	1/1
Mr. Elango Subramanian ( <i>Retired on 29 September 2021</i> )	1/1
Mr. Alwi Bin Abdul Hafiz	1/1

# CORPORATE GOVERNANCE REPORT

## Corporate Governance Functions

The Board recognises that corporate governance should be the collective responsibility of the Directors which include but are not limited to:

- developing and reviewing the Company's policies and practices on corporate governance and making recommendations to the Board; reviewing and monitoring the training and continuous professional development of the Directors and senior management;
- reviewing and monitoring the Company's policies and practices on compliance with legal and regulatory requirements;
- developing, reviewing and monitoring the code of conduct and compliance manual (if any) applicable to employees and the Directors; and
- reviewing the Company's compliance with the CG Code and disclosure in this report.

## BOARD DIVERSITY POLICY

The Company adopted a board diversity policy and discussed all measurable objectives set for implementing the same .

The Company recognises and embraces the benefits of a diversity of Board members. It endeavours to ensure that the Board has a balance of skills, experience and diversity of perspectives appropriate to the requirements of the Company's business. All Board appointments will continue to be made on a merit basis with due regard for the benefits of diversity of the Board members. Selection of candidates will be based on a range of diversity perspectives, including but not limited to gender, age, race, language, cultural and educational background, industry experience and professional experience.

## RISK MANAGEMENT AND INTERNAL CONTROLS

The Board acknowledges its responsibility for the effectiveness of the Group's risk management and internal control systems.

The risk management process includes risk identification, risk evaluation, risk management and risk control and review. The management is entrusted with duties to identify, analyze, evaluate, respond, monitor and communicate risks associated with any activity, function or process within its scope of responsibility and authority.

The Group has conducted a review of the implemented system and procedures, including areas covering financial, operational, legal compliance controls and risk management functions. The systems are implemented to minimize the risk to which the Group is exposed and is used as a management tool for the day-to-day operation of business. The system can only provide reasonable but not absolute assurance against misstatement or losses.

The Group has engaged an independent professional party, Kong Lim & Partners LLP (the "IA"), to perform the internal audit functions and evaluate the risk management and internal control systems of the Group. The IA reports directly to the Audit Committee and internal control weaknesses identified during the internal audit reviews and the recommended corrective actions are reported to the Audit Committee periodically. The IA completed a review for FY2022 in accordance with the internal audit plan developed and approved by the Audit Committee.



## CORPORATE GOVERNANCE REPORT

The Board has adopted the recommendations of the internal auditors set out in the internal audit report.

Based on the risk management framework and internal controls established and maintained by the Group, work performed by the internal, external auditors and reviews performed by management, the Board considered the Group's internal control system as adequate and effective and that the Company has complied with the code provisions on internal control of the CG Code during FY2022.

### DISCLOSURE OF INSIDE INFORMATION

The Group acknowledges its responsibilities under the Securities and Futures Ordinance, Chapter 571 of the laws of Hong Kong and the GEM Listing Rules and the overriding principle that inside information should be announced immediately when it is the subject of a decision. The procedures and internal controls for the handling and dissemination of inside information are as follows:

- the Group conducts its affairs with close regard to the disclosure requirement under the GEM Listing Rules as well as the "Guidelines on Disclosure of Inside Information" published by the Securities and Futures Commission of Hong Kong in June 2012;
- the Group has implemented and disclosed its policy on fair disclosure by pursuing broad, non-exclusive distribution of information to the public through channels such as financial reporting, public announcements and its website;
- the Group has strictly prohibited unauthorised use of confidential or inside information; and
- the Group has established and implemented procedures for responding to external enquiries about the Group's affairs, so that only the executive Directors, the Joint Company Secretaries and the financial controller of the Company are authorised to communicate with parties outside the Group.

### DIRECTORS' RESPONSIBILITIES FOR FINANCIAL REPORTING

The Directors are responsible for the preparation of the consolidated financial statements of the Company for FY2022.

The Board is responsible to present a balanced, clear and understandable assessment in the Company's annual and interim reports, price-sensitive announcement and other financial disclosures required under the GEM Listing Rules and other requirements under relevant applicable regulations. Senior management provides explanation and information to the Board so as to enable the Board to make an informed assessment of the financial and other information.

As at 31 May 2022, the Directors were not aware of any material uncertainties relating to events or conditions which may cast significant doubt upon the Company's ability to continue as a going concern. Accordingly, the Directors have prepared the consolidated financial statements of the Company for FY2022 on a going concern basis.

The responsibilities of BDO Limited, the independent auditor of the Company, regarding their financial reporting on the Company's consolidated financial statements for FY2022 are set out in the independent auditor's report contained in this annual results announcement.

## CORPORATE GOVERNANCE REPORT

### REMUNERATION POLICY FOR DIRECTORS AND SENIOR MANAGEMENT

Particulars of the Directors' remuneration for FY2022 are set out in note 11 to the audited consolidated financial statements of this annual results announcement.

The remuneration of the members of the senior management (other than the Directors) for FY2022 by band is as follows:

Remuneration band in HK\$	Number of individuals
HK\$ Nil - HK\$ 1,000,000	-
HK\$ 1,000,001 - HK\$ 1,500,000	3
HK\$ 2,000,001 - HK\$ 2,500,000	1

### INDEPENDENT AUDITORS' REMUNERATION

The remuneration paid or payable to the Company's independent auditors, BDO Limited and BDO LLP, in respect of their audit services and non-auditing services for FY2022 was S\$138,850.

### JOINT COMPANY SECRETARIES

The Company has appointed Ms. Sylvia Sundari Poerwaka ("Ms. Poerwaka") as one of the Joint Company Secretaries since 24 November 2016, who has sound understanding of the operations of the Board and the Group.

Ms. Poerwaka, the financial controller of the Group, joined the Group in March 2012 and is responsible for overseeing the finance department with the major duty in the area of financial management in the Company. She has been a member of the Institute of Singapore Chartered Accountants since July 2013.

Ms. Poerwaka does not possess the specified qualifications for a company secretary as required by Rule 5.14 of the GEM Listing Rules. During FY2022, Ms. Poerwaka did not meet the required 15 hours of professional training under Rule 5.15 of the GEM Listing Rules. The Company shall endeavour to ensure that, in the immediate next financial year and in the subsequent years, Ms. Poerwaka be allocated sufficient time away from her duties to attend courses and seminars.

Given the important role of the company secretary in the corporate governance function of the Company, particularly in assisting the Company and the Directors in complying with the GEM Listing Rules and other relevant laws and regulations, the Company has also appointed Ms. Yue Sau Lan ("Ms. Yue"), who meets the requirement under Rule 5.14 of the GEM Listing Rules, as the other Joint Company Secretary, with effect from 8 January 2021, to work closely with and provide assistance to Ms. Poerwaka in discharge of the latter's duties and responsibilities as a Joint Company Secretary. Ms. Yue was nominated by Boardroom Corporate Services (HK) Limited ("Boardroom") to act as a Joint Company Secretary and Boardroom has been providing certain corporate secretarial services to the Company pursuant to an engagement letter entered into between the Company and Boardroom. The primary person at the Company with whom Ms. Yue has been contacting in respect of company secretarial matters is Ms. Poerwaka.

## CORPORATE GOVERNANCE REPORT

Ms. Yue is an associate member of both The Hong Kong Chartered Governance Institute (formerly known as The Hong Kong Institute of Chartered Secretaries) and The Chartered Governance Institute (formerly known as The Institute of Chartered Secretaries and Administrators) in England. Ms. Yue has over 25 years' extensive corporate secretarial and management experience in Hong Kong and the Republic of Singapore ("Singapore") gained from serving professional firms and listed companies listed in Hong Kong, Australia and previously listed in Singapore. Ms. Yue worked in Coopers & Lybrand, Hong Kong and Singapore, which merged with Price Waterhouse to form PricewaterhouseCoopers, for more than 9 years and served different conglomerates thereafter in Hong Kong like Chinese Estates Group, Wang On Group, South China Group and Kerry Group. Ms. Yue attended over 15 hours of relevant continuous professional development training during FY2022.

All Directors have access to the advice and services of the Joint Company Secretaries to ensure that Board procedures and all applicable law, rules and regulations are followed.

### SHAREHOLDERS' RIGHTS

#### Procedures for Putting Forward Proposals at Shareholders' Meetings

There are no provisions allowing Shareholders to make proposals or move resolutions at the AGMs under the Constitution or the laws of the Republic of Singapore. Shareholders who wish to make proposals or move a resolution may, however, convene an extraordinary general meeting (the "EGM") in accordance with the "Procedures for Shareholders to Convene an EGM" set out below.

#### Procedures for Shareholders to Convene an EGM

Any one or more Shareholders holding at the date of deposit of the requisition not less than 10% of the total number of paid-up Shares carrying the right of voting at general meetings of the Company (the "Eligible Shareholder(s)") shall at all times have the right, by written requisition to require an EGM to be called by the Board or the Joint Company Secretaries for the transaction of any business specified in such requisition, including making proposals or moving a resolution at the EGM.

Eligible Shareholders who wish to convene an EGM for the purpose of making proposals or moving a resolution at the EGM must deposit a written requisition (the "Requisition") signed by the Eligible Shareholder(s) concerned at the registered office and principal place of business of the Company in Singapore at 3 Fusionopolis Way, #14-21 Symbiosis, Singapore 138633, for the attention of the Joint Company Secretaries.

The Requisition must state clearly the name of the Eligible Shareholder(s) concerned, his/her/their shareholding in the Company, the reason(s) to convene an EGM and the proposed agenda.

The Company will check the Requisition and the identity and shareholding of the Eligible Shareholder(s) will be verified with the Company's branch share registrar in Hong Kong. If the Requisition is found to be proper and in order, the Joint Company Secretaries will ask the Board to convene an EGM and/or include the proposal(s) made or the resolution(s) proposed by the Eligible Shareholder(s) at the EGM within 2 months after the deposit of the Requisition.

On the contrary, if the Requisition has been verified as not in order, the Eligible Shareholder(s) concerned will be advised of the outcome and accordingly, the Board will not call for an EGM nor include the proposal(s) made or the resolution(s) proposed by the Eligible Shareholder(s) at the EGM.

## CORPORATE GOVERNANCE REPORT

If within 21 days of the deposit of the Requisition the Board fails to proceed to convene such meeting, the requisitionist(s) himself/herself (themselves) or any of them representing more than 50% of the total voting rights of all of them, may in the same manner as nearly as possible as that in which EGMs are to be convened by the Directors convene an EGM, but any EGM so convened shall not be held after the expiration of 3 months from that date of deposit of the Requisition. All reasonable expenses incurred by the Eligible Shareholder(s) concerned as a result of the failure of the Board shall be reimbursed to the Eligible Shareholder(s) by the Company.

### **Procedures for Shareholders to Send Enquires to the Board**

Shareholders may direct their enquiries about their shareholdings or their notification of change of correspondence address or their dividend/distribution instructions to the Company's branch share registrar in Hong Kong, Boardroom Share Registrars (HK) Limited at Room 2103B, 21/F, 148 Electric Road, North Point, Hong Kong.

Shareholders may send their enquiries and concerns to the Board by addressing them to the registered office and principal place of business of the Company in Singapore at 3 Fusionopolis Way, #14-21 Symbiosis, Singapore 138633, by post or by email to [info@anacle.com](mailto:info@anacle.com), for the attention of the Joint Company Secretaries.

Upon receipt of the enquiries, the Joint Company Secretaries will forward the communications relating to:

- the matters within the Board's purview to the executive Directors;
- the matters within a Board committee's area of responsibility to the chairman of the appropriate committee; and
- ordinary business matters, such as suggestions, enquiries and client complaints to the appropriate management of the Company.

### **SHAREHOLDER COMMUNICATION POLICY**

The Company has adopted a Shareholders' communication policy with the objective of ensuring that the Shareholders will have equal and timely access to information about the Company in order to enable the Shareholders to exercise their rights in an informed manner and allow them to engage actively with the Company.

Information will be communicated to the Shareholders through the Company's financial reports, AGMs and other EGMs that may be convened as well as all the published disclosures submitted to the Stock Exchange.

### **CONSTITUTIONAL DOCUMENTS**

There were no changes in the constitutional documents of the Company during FY2022.

The Constitution is available on the respective websites of the Stock Exchange and the Company.

## CORPORATE GOVERNANCE REPORT

### INVESTOR RELATIONS

The Company believes that maintaining effective communication with the investment industry is crucial to having a deeper understanding of the Company's business and its development among investors. To achieve this goal and increase transparency, the Company will continue to adopt proactive measures to foster better investor relations and communications.

As such, the purpose for the Company to formulate investor relations policies is to let investors have access to the information of the Group in a fair and timely manner, so that they can make an informed decision.

We welcome investors to visit the Company's website at [www.anacle.com](http://www.anacle.com) to obtain up-to-date information regarding the Company.



## DIRECTORS' REPORT

The Board is pleased to present the annual results announcement and the audited consolidated financial statements of the Group for the financial year ended 31 May 2022 ("FY2022").

### PRINCIPAL ACTIVITIES

The principal activities of the Company are software development, provision of enterprise application software solutions and energy management solutions, and provision of support and maintenance services. Details of the principal activities of the Company and the principal activities of the subsidiaries and the associates are set out in notes 1, 18 and 17 to the consolidated financial statements in this annual results announcement. There were no significant changes to the Group's principal activities during FY2022.

### BUSINESS REVIEW

A review of the Group's performance, business activities and development is set out in the "Letter from the CEO" section on pages 6 to 7, and the "Management Discussion and Analysis" section on pages 10 to 25 of this annual results announcement.

### RESULTS AND DIVIDENDS

The Group's financial performance for FY2022 is set out in the consolidated statement of comprehensive income on page 83 of this annual results announcement and the consolidated statement of financial position of the Group as at 31 May 2022 on pages 84 to 85 of this annual results announcement.

The Directors have resolved not to declare the payment of a final dividend for FY2022 (2021: Nil).

### CLOSURE OF THE REGISTER OF MEMBERS

The forthcoming annual general meeting is scheduled to be held on Friday, 30 September 2022 (the "2022 AGM"). For determining the entitlement of the shareholders to attend and vote at the 2022 AGM, the register of members of the Company will be closed from Tuesday, 27 September 2022 to Friday, 30 September 2022, both days inclusive, during which period no transfer of shares of the Company will be registered.

In order to qualify for attending and voting at the 2022 AGM, non-registered shareholders of the Company must lodge all duly completed and signed share transfer documents accompanied by the relevant share certificates with the branch share registrar and transfer office of the Company in Hong Kong, Boardroom Share Registrars (HK) Limited at Room 2103B, 21/F., 148 Electric Road, North Point, Hong Kong, for registration not later than 4:30 p.m. on Monday, 26 September 2022.

### CONTINGENT LIABILITIES, LEGAL AND POTENTIAL PROCEEDINGS

As at 31 May 2022, the Group did not have any material contingent liabilities, legal proceedings or potential proceedings.

### KEY RISKS AND UNCERTAINTIES

Details of risk factors faced by the Company and the risk mitigation strategies are set out in the "Management Discussion and Analysis" section on pages 23 to 24 of this annual results announcement.

### PLANT AND EQUIPMENT

Details of movements in the Group's plant and equipment during FY2022 are set out in note 15 to the consolidated financial statements in this annual results announcement.

## DIRECTORS' REPORT

### **BANK BORROWINGS**

As at 31 May 2022, the Group did not have any bank borrowings (As at 31 May 2021: S\$Nil)

### **SHARE CAPITAL**

Details of the Company's share capital as at 31 May 2022 are set out in note 31 to the consolidated financial statements in this annual results announcement.

### **PRE-EMPTIVE RIGHTS**

There are no provisions for pre-emptive rights under the Company's constitution. However, the Company will comply with the Singapore Companies Act and Rules 17.39 to 17.42B of the GEM Listing Rules in relation to pre-emptive rights and the general manda granted to the Directors to issue Shares pursuant to the written resolutions of the shareholders dated 24 November 2016.

### **PURCHASE, SALE, OR REDEMPTION OF THE COMPANY'S LISTED SECURITIES**

On 26 May 2021, a total of 5,020,242 Pre-IPO share options were exercised by two members of senior management of the Group and two current employees of the Group, and new shares were issued on 4 June 2021.

Other than the aforesaid share issuance, the Company did not repurchase nor redeem any of its listed securities, nor did the company or any of its subsidiaries sell such securities.

### **RESERVES**

Details of movements in reserves of the Group is set out in "Consolidated Statement of Changes in Equity" on page 86. Details of movements in reserves of the Company is set out in note 33 to the consolidated financial statements in this annual results announcement.

### **DISTRIBUTABLE RESERVES**

As at 31 May 2022, the Company had no distributable reserves.

### **MAJOR CUSTOMERS AND SUPPLIERS**

During FY2022, sales to the Group's five largest customers accounted for approximately 64.1% (2021: 68.3%) of total sales and sales to the largest customer amounted to approximately 32.4% (2021: 41.2%) of total sales.

The Group's five largest suppliers accounted for approximately 29.1% (2021: 44.2%) of total purchases during FY2022 and purchases from the largest supplier amounted to approximately 15.5% (2021: 22.3%) of total purchases.

None of the Directors or any of their close associates (as defined in the GEM Listing Rules), or any of the shareholders of the Company (which, to the best knowledge of the Directors, own more than 5% of the Company's issued share capital) had any beneficial interest in the Group's five largest customers or its five largest suppliers during FY2022.



## DIRECTORS' REPORT

### DIRECTORS

The Directors who held office during FY2022 and up to the date of this annual results announcement were as follows:

#### Executive Directors

Mr. Lau E Choon Alex

Mr. Ong Swee Heng

#### Non-Executive Directors

Mr. Lee Suan Hiang (Chairman)

Prof. Wong Poh Kam

Dr. Chong Yoke Sin

#### Independent Non-Executive Directors

Mr. Alwi Bin Abdul Hafiz

Mr. Mok Wai Seng (Appointed on 29 September 2021)

Mr. Chua Leong Chuan Jeffrey (Appointed on 29 September 2021)

Mr. Elango Subramanian (Retired on 29 September 2021)

Mr. Li Man Wai (Retired on 29 September 2021)

At least one-third of the Directors shall retire from office by rotation and re-election at each annual general meeting of the Company in accordance with the Company's constitution, providing that every Director shall be retire at least once every three years.

In accordance with regulations 98 and 99 of the Company's constitution, Mr. Ong Swee Heng, Mr. Lee Suan Hiang, and Mr. Alwi Bin Abdul Hafiz will retire by rotation at the 2022 AGM. Mr. Ong Swee Heng, Mr. Lee Suan Hiang, and Mr. Alwi Bin Abdul Hafiz being eligible, will offer themselves for re-election at the 2022 AGM.

### DIRECTORS AND SENIOR MANAGEMENT PROFILE

Biographical details of the Directors and the senior management of the Group are set out on pages 26 to 31 of this annual results announcement.

### DIRECTORS' SERVICE CONTRACTS

Each of the executive Directors has entered into a service contract with the Company for an initial term of three years commencing from the date of his appointment/redesignation as an executive Director which may only be terminated in accordance with the provisions of the service contract or by (i) the Company giving to any executive Director not less than one month's prior notice in writing or (ii) any executive Director giving to the Company not less than one month's prior notice in writing.

Each of the non-executive Directors has entered into an appointment letter with the Company for an initial period of three years commencing from the date of his/her appointment as a non-executive Director which may only be terminated in accordance with the provisions of the service contract or by (i) the Company giving to any non-executive Director not less than one month's prior notice in writing or (ii) any non-executive Director giving to the Company not less than one month's prior notice in writing.

Each of the independent non-executive Directors has entered into an appointment letter with the Company for an initial period of three years commencing from the date of his appointment as an independent non-executive Director which may only be terminated in accordance with the provisions of the service contract or by (i) the Company giving to any independent non-executive Director not less than one month's prior notice in writing or (ii) any independent non-executive Director giving to the Company not less than one month's prior notice in writing.

## DIRECTORS' REPORT

None of the Directors has entered into any service agreements with the Company which is not determinable by the Group within one year without payment of compensation other than the statutory compensation.

### CONFIRMATION OF INDEPENDENCE

The Company has received from each of the independent non-executive Directors a written annual confirmation of independence pursuant to Rule 5.09 of the GEM Listing Rules and considers all the independent non-executive Directors to be independent.

### COMPETING INTERESTS

During FY2022, none of the Directors or the controlling shareholders or substantial shareholders (as defined in the GEM Listing Rules) of the Company or their respective close associates (as defined in the GEM Listing Rules) had any interests in a business which competed or was likely to compete, either directly or indirectly, with the business of the Group and/ or caused any conflicts of interest with the Group.

### DIRECTORS' AND CONTROLLING SHAREHOLDERS' INTERESTS IN CONTRACTS

None of the Directors, the controlling shareholders, nor their respective associates had a material interest, either directly or indirectly, in any transaction, arrangement or contract of significance to the business of the Group to which the Company, or any of its subsidiaries was a party during FY2022.

### EMOLUMENT POLICY

The Remuneration Committee was set up for reviewing and determining the Group's emolument policy and structure for all remuneration of the Directors and senior management based on the Group's operating results, individual performance and comparable market practices.

Details of the remuneration of the Directors and five highest paid individuals pursuant to Rules 18.28 to 18.30 of the GEM Listing Rules are set out in notes 11 and 12 to the consolidated financial statements in this annual results announcement.

### MANAGEMENT CONTRACTS

No contracts, other than employment contracts, concerning the management and administration of the whole and any part of the Company's business were entered into or existed during FY2022.

### PERMITTED INDEMNITY PROVISION

Appropriate Directors' liability insurance cover has been arranged by the Company to indemnify the Directors for liabilities arising out of corporate activities. The coverage and the sum insured under the policy are reviewed annually.

### DEED OF NON-COMPETITION BY CONTROLLING SHAREHOLDERS

On 28 November 2016, Mr. Lau E Choon Alex, Mr. Ong Swee Heng, Ms. Lim Siang Ngin, Mr. Ho Hai Aik, Ms. Ng Ying Ling, Mr. Chew Chung Hon, Mr. James Tay Chin Kwang, Mr. Arnold Tan Kim Hong, Mr. Ng Sah Keong, Mr. Seow Ho Yien, and BAF Spectrum Pte. Ltd. (the "Controlling Shareholders") entered into a deed of non-competition ("Deed of Non-Competition") in favour of the Company, pursuant to which each of the Controlling Shareholders has irrevocably undertaken to the Company (for itself and on behalf of each other member of the Group) that from the Listing Date, he/ she/ it would not, and would procure that his/ her/ its associates (except any members of the Group) would not directly or indirectly, either on his/ her/ its own account or in conjunction with or on behalf of any person, firm or company, carry on, participate or be interested or engaged in or acquire or hold (in each case whether as a shareholder, director, partner, agent, employee or otherwise, and whether for profit, reward or otherwise) any activity

## DIRECTORS' REPORT

or business which competes, or is likely to compete, either directly or indirectly, with our business or the business of any members of the Group from time to time. Please refer to the section "Relationship with our Controlling Shareholders – Deed of Non-Competition" in the Prospectus.

Each Controlling Shareholder except for Mr. James Tay Chin Kwang has confirmed to the Company of his/ her/ its compliance during FY2022. The independent Board has reviewed and confirmed that the aforesaid undertakings have been complied with.

### SHARE OPTION SCHEMES

#### Pre-IPO Share Option Schemes

The Company adopted two Pre-IPO Share Option Schemes with the approval of the Board. The principal terms of the two Pre-IPO Share Option Schemes are substantially identical to each other.

The Pre-IPO Share Option Schemes are intended to promote the interests of the Company by providing eligible individuals who are responsible for the management, growth and financial success of the Company or who otherwise render valuable services to the Company with the opportunity to acquire a proprietary interest in the Company and thereby encourage them to remain in the service of the Company.

These Pre-IPO share options are exercisable at either approximately S\$0.01 per share or S\$0.07 per share (as the case maybe and taking into account the automatic adjustment due to the sub-division of shares of the Company that took place on 24 November 2016), each becoming exercisable in four equal tranches at the end of each year commencing from the grant date and shall expire (i) ten years from the day on which the Pre-IPO share options become exercisable; or (ii) three years from the day on which the Company become listed on a stock exchange.

There were 4,075,390 Pre-Options share options outstanding and exercisable as at 31 May 2022.

#### Post-IPO Share Option Scheme

The Company has conditionally adopted the Post-IPO Share Option Scheme, which was approved by written resolutions passed by the Shareholders on 24 November 2016.

Since the adoption of the Post-IPO Share Option Scheme, no share option has been granted, exercised or cancelled by the Company under the Post-IPO Share Option Scheme and there were no outstanding share options under the Post-IPO Share Option Scheme as at 31 May 2022 and as at the date of this annual results announcement.

Save as disclosed above, at no time during FY2022 was the Company, or any of its subsidiaries or fellow subsidiaries a party to any arrangement to enable the Directors to acquire benefits by means of the acquisition of shares in or debenture of the Company or any other body corporate.

## DIRECTORS' REPORT

### DIRECTORS' AND CHIEF EXECUTIVE'S INTERESTS AND SHORT POSITIONS IN THE SHARES, UNDERLYING SHARES AND DEBENTURES OF THE COMPANY AND ITS ASSOCIATED CORPORATIONS

As at 31 May 2022, the interests and short positions of the Directors and the chief executive of the Company in the shares, underlying shares and debentures of the Company and its associated corporations (within the meaning of Part XV of the Securities and Futures Ordinance (Chapter 571 of the Laws of Hong Kong (the "SFO")), which were required (a) to be notified to the Company and the Stock Exchange pursuant to Divisions 7 and 8 of Part XV of the SFO (including interests and short positions which they were taken or deemed to have under such provisions of the SFO); or (b) pursuant to Section 352 of the SFO, to be recorded in the register referred to therein; or (c) pursuant to Rules 5.46 to 5.67 of the GEM Listing Rules, to be notified to the Company and the Stock Exchange, were as follows:

#### Long Positions in the Shares and the Underlying Shares

Name of Directors / Chief Executive	Capacity / Nature of interest	Number of Shares / underlying Shares interested	Total interests	Approximate percentage of the Company's issued Shares <sup>(1)</sup>
Mr. Lau E Choon Alex ("Mr. Lau")	Beneficial interest	45,572,000	45,572,000	11.31%
Mr. Ong Swee Heng ("Mr. Ong")	Beneficial interest	22,750,000	22,750,000	5.65%

Notes:

- The percentage of shareholding was calculated based on the Company's total number of issued Shares of 402,900,738 as at 31 May 2022, without taking into account the Shares to be issued upon exercise of the Pre-IPO share options.

Save as disclosed above, as at 31 May 2022, none of the Directors nor the chief executive of the Company had any interests and short positions in the shares, underlying shares and debentures of the Company and any of its associated corporations (within the meaning of Part XV of the SFO), which were required (a) to be notified to the Company and the Stock Exchange pursuant to Divisions 7 and 8 of Part XV of the SFO (including interests and short positions which they were taken or deemed to have under such provisions of the SFO); or (b) pursuant to Section 352 of the SFO, to be recorded in the register referred to therein; or (c) pursuant to Rules 5.46 to 5.67 of the GEM Listing Rules, to be notified to the Company and the Stock Exchange.

## DIRECTORS' REPORT

### SUBSTANTIAL SHAREHOLDERS' AND OTHER PERSONS' INTERESTS AND SHORT POSITIONS IN THE SHARES AND UNDERLYING SHARES

As at 31 May 2022, so far as is known to the Directors, the following entities/persons (other than the Directors and the chief executive of the Company) had interests or short positions in the Shares and underlying Shares as recorded in the register required to be kept by the Company under Section 336 of the SFO :

#### Long Positions in the Shares

Name of Shareholders	Capacity/Nature of interest	Number of Shares interested or held	Number of underlying Shares held	Approximate percentage of Company's issued shares <sup>(8)</sup>
Ng Yen Yen <sup>(1)</sup>	Interest of spouse	45,572,000	-	11.31%
Lim Lay Hong <sup>(2)</sup>	Interest of spouse	22,750,000	-	5.65%
BAF Spectrum Pte. Ltd. <sup>(3)</sup>	Beneficial interest	28,698,162	-	7.12%
Majuven Fund 1 Ltd. <sup>(4)</sup>	Beneficial interest	36,528,219	-	9.07%
OWW Investments III Limited <sup>(5)</sup>	Beneficial interest	20,873,307	-	5.18%
M1 TeliNet Pte. Ltd. <sup>(6)</sup>	Beneficial interest	20,259,000	-	5.03%
M1 Limited <sup>(6)</sup>	Interest of a controlled corporation	20,259,000	-	5.03%
Konnectivity Pte. Ltd. <sup>(6)</sup>	Interest of a controlled corporation	20,259,000	-	5.03%
Keppel Konnect Pte. Ltd. <sup>(6)</sup>	Interest of a controlled corporation	20,259,000	-	5.03%
Keppel Corporation Limited <sup>(6)</sup>	Interest of a controlled corporation	36,723,000	-	9.11%

#### Notes:

- Ms. Ng Yen Yen is the wife of Mr. Lau, the Chief Executive Officer and an executive Director, and is deemed to be interested in the shareholding interests of Mr. Lau in the Company pursuant to the disclosure requirements of the SFO.
- Ms. Lim Lay Hong is the wife of Mr. Ong, the Chief Operating Officer and an executive Director, and is deemed to be interested in the shareholding interests of Mr. Ong in the Company pursuant to the disclosure requirements of the SFO.
- BAF Spectrum Pte. Ltd. is beneficially owned by Prof. Wong Poh Kam, a non-executive Director (the "NED"), Shah Sanjeev Kumar, Chow Yen Lu Yale, Tan Hong Huat, Hellmut Schutte, William Klippgen, Chua Seng Kiat and five other second-tier investors.
- Majuven Fund 1 Ltd. is beneficially owned by Singapore Warehouse Company (Private) Ltd., Poems Pte. Ltd., Koh Boon Hwee, Lui Pao Chuen, Chua Sock Koong, Phuay Yong Hen, Lee Hsien Yang, Lim Ho Kee, Lee Ching Yen Stephen, Chow Helen, Chan Wing To, Low Teck Seng, Yoh Chie Lu, Chaly Mah Chee Kheong, Loo Yen Lay Madeleine, Sri Widati Erbawan Putri and Majuven Fund 1 LP.
- OWW Investments III Limited is beneficially owned by Wang Zaian, Li Mingding, Zhao Yang, Li Wenli, Pan Chengjie, He Li, Tao Feng, Ying Jiong, Su Jinhua, Zang Yi, Yu Hai, Pang Hongmei, Li Shengfa, Li Weiwei, Xian Youwei, Li Ting, Hong Liping, Chen Guilin, Gao Junsong, Zhang Aijun, Wu Jinxiang, Shen Jinlong, Xiao Bin, Yu Rong, Wang Ruihong, Wei Dong, Shi Yuanfeng, Tan Bien Chuan, Kai Wan Chung, Ye Yongqing, Xu Yongrui, Yang Qi, Liang Chengan, Qin Lei, Gu Weiping, Jia Bin, Chen Kunsheng, Huang Haidi, Sun Yuxing, Wan Shilong, Huang Renzhu, Anil Kanayalal Thawani, Xu Jiantang, Deng Bingxin, Mao Shizhang, Qian Jun, Yu Zhong, Liu Yang, Wu Wei, Zong Haixiao, Deng Kunlai, Sun Jian, Zhao Shangyang, Wu Xiaoxia and Li Xiaorong.

## DIRECTORS' REPORT

6. *Keppel Corporation Limited wholly owns Keppel Konnect Pte. Ltd., which in turn wholly owns Konnectivity Pte. Ltd., which in turn owns M1 Limited as to approximately 80.69%, which in turn wholly owns M1 TeliNet Pte. Ltd. Keppel Corporation Limited is deemed to be interested in the Shares held by M1 TeliNet Pte. Ltd. pursuant to the disclosure requirements of the SFO.*

*Keppel Corporation Limited wholly owns Kepventure Pte. Ltd. which in turn wholly owns Keppel Oil & Gas Pte. Ltd. and is deemed to be interested in the 16,464,000 Shares held by Keppel Oil & Gas Pte. Ltd. pursuant to the disclosure requirements of the SFO.*

7. *The percentage of shareholding was calculated based on the Company's total number of issued Shares as at 31 May 2022 (i.e. 402,900,738 Shares) without taking into account the Shares to be issued upon exercise of the Pre-IPO share options.*

Save as disclosed above, as at 31 May 2022, so far as is known by or otherwise notified to the Directors, no other person or entity (other than a Director or the chief executive of the Company) had interests and short positions in the Shares and underlying Shares as required to be recorded in the register to be kept by the Company pursuant to Section 336 of the SFO.

## DIRECTORS' REPORT

### RELATIONSHIPS WITH STAKEHOLDERS

The Company recognises that employees are valuable assets to the Company. The Group provides competitive remuneration package to attract and motivate the employees. The Group is committed to providing talented people with safe and comfortable working environment.

We regularly reviews the remuneration package of employees and makes necessary adjustments to conform to the market standard. We also provides regular training for technical staff.

We understands that it is important to maintain good relationship with our business partners, suppliers and customers to achieve its long-term goals. Accordingly, the senior management have kept good communication, promptly exchanges ideas and shares business update with them when appropriate. During FY2022, there was no material and significant dispute between the Group and its business partners, suppliers and customers.

### PUBLIC FLOAT

Based on information that is publicly available to the Company and to the best knowledge of the Directors, the Directors confirm that at least 25% of the Company's total issued share capital was held by the public as at the date of this annual results announcement.

### RELATED PARTY TRANSACTIONS

Significant related party transactions entered into by the Group during FY2022 are disclosed in note 38 to the consolidated financial statements. The related party transactions did not fall within the definition of "connected transaction" or "continuing connected transaction" in Chapter 20 of the GEM Listing Rules.

### CORPORATE GOVERNANCE

The Company has complied with all the code provisions set out in the CG Code as contained in Appendix 15 to the GEM Listing Rules from the date of the last annual report to 31 May 2022. A report on the principal corporate governance practices adopted by the Company is set out on page 33 to page 45 of this annual results announcement.

### ENVIRONMENTAL POLICY

Our commitment to protect the environment is well reflected by our continuous efforts in promoting green measures and awareness in our daily business operations. We encourage environmental protection and promote awareness towards environmental protection to the employees.

We adhere to the principle of recycling and reducing. We implement green office practices such as double-sided printing and copying, setting up recycling bins, promoting using recycled paper and reducing energy consumption by switching off idle lightings and electrical appliance.

We will review our environmental practices from time to time and will consider implementing further eco-friendly measures and practices in the operation of the Group's businesses to move towards adhering the 3Rs – Reduce, Recycle and Reuse and enhance environmental sustainability.

## DIRECTORS' REPORT

### COMPLIANCE WITH RELEVANT LAWS AND REGULATIONS

During FY2022, as far as the Company is aware, there was no material breach of or non-compliance with applicable laws and regulations by the Group that has a significant impact on the business and operations of the Group.

### EQUITY-LINKED AGREEMENTS

Other than the section headed "Share Option Schemes" as disclosed above, no equity-linked agreements that (i) will or may result in the Company issuing Shares or (ii) require the Company to enter into any agreements that will or may result in the Company issuing Shares were entered into by the Company during FY2022 or subsisted at the end of FY2022.

### TAX RELIEF

The Company is not aware of any relief on taxation available to the Shareholders by reason of their holdings of the Shares. If the Shareholders are unsure about the taxation implications of purchasing, holding, disposing of, dealing in, or exercising of any rights in relation to the Shares, they are advised to consult their professional advisers.

### CHARITABLE DONATIONS

The Group made a charitable donation to UNICEF for the Children in Ukraine during FY2022.

### FINANCIAL SUMMARY

A summary of the results and of the assets and liabilities of the Group is set out in the "Financial Summary" section on page 9 of this annual results announcement.

### AUDIT COMMITTEE

The Audit Committee comprises one non-executive Director, namely Dr. Chong Yoke Sin and two independent non-executive Directors, namely Mr. Mok Wai Seng and Mr. Chua Leong Chuan Jeffrey. Mr. Mok Wai Seng is the chairman of the Audit Committee.

The Group's audited consolidated financial statements for FY2022 and this annual results announcement have been reviewed by the Audit Committee. The Board is of the opinion that such financial information has been prepared in compliance with the applicable accounting standards, the requirements under the GEM Listing Rules and any other applicable legal requirements, and that adequate disclosures have been made.

### EVENTS AFTER THE REPORTING PERIOD

There is no significant event of the Group after the reporting period and up to the date of this annual results announcement.



## DIRECTORS' REPORT

### INDEPENDENT AUDITOR

The consolidated financial statements of the Group for FY2022 have been audited by BDO Limited whose term of office will expire upon the AGM. A resolution to re-appoint BDO Limited as independent auditor of the Company will be proposed at the AGM.

By order of the Board

**Lau E Choon Alex**

Executive Director and Chief Executive Officer

Singapore, 25 August 2022



## ENVIRONMENT, SOCIAL AND GOVERNANCE REPORT

Planet Earth, the only home of our combined humanity, stands at a crossroads. If we, as humans do not change, we barrel towards certain extinction. Anacle's mission is to combine technology and our resources – our people, our domain knowledge, our voices – to create best-in-the-market business software and the best-in-the-market energy management tools that enable our users to grow sustainable businesses, leave a positive carbon footprint, and at the same time, improve the work life of their employees.

At heart, we also believe in being socially positive and having impeccable corporate governance, the two principles upon which we carry out our business activities and build our products.

Whilst our business operations do not adversely affect the environment, our products enable our customers and our users to be more sustainable.

### INTRODUCTION, APPROACH TO ENVIRONMENTAL, SOCIAL AND GOVERNANCE AND REPORTING

The Board of Directors of the Group is pleased to present the Environmental, Social and Governance Report (the "ESG Report") for the financial year ended 31 May 2022. The Report is prepared based on Appendix 20 of the Rules Governing the Listing of Securities on GEM (the "GEM Listing Rules") of The Stock Exchange of Hong Kong Limited (the "SEHK") and has complied with the "Mandatory Disclosure Requirements" provisions and the "Comply or Explain" provisions of the ESG Reporting Guide.

The principal activities of the Group are software development, provision of enterprise application software solutions and energy management solutions, and provision of support and maintenance services. The Group's key business operations are in Singapore which makes up approximately 99.4% of the Group's revenue. This ESG Report covers the Group's performance in two subject areas, environmental and social issues, of the Group's main operations in Singapore from 1 June 2021 to 31 May 2022 (the "Reporting Period"), unless otherwise stated.

The Group's operations in Malaysia, India, and China each accounted for less than 1% of the Group's total revenue and are deemed to have minimal environmental and social impact and therefore are not included in the scope of this ESG Report.

### POLICIES STATEMENT

The Group aims to foster sustainable development and undertake corporate responsibility. While the Group actively develops and seeks business opportunities, it also takes into consideration factors including environment, society and ethics to ensure the Group can achieve a balance between business development, social demand and environmental impacts. The Group's ESG policy defines the Group's long-term approach to environmental and social issues which are instrumental in enabling our business to operate in a sustainable manner. The Group's ESG policy guides the Group's business and operational decisions.

# ENVIRONMENT, SOCIAL AND GOVERNANCE REPORT

## ESG FRAMEWORK

The board has a responsibility to oversee the Group’s ESG issues. The board assesses the potential impacts of ESG issues on the Group’s overall strategy as these issues could have a material impact on the company’s ability to generate returns.

The board has overall responsibility for the Group’s ESG governance to evaluate the ESG related risks, to oversee the management’s approach, strategy, priorities and objectives in managing ESG risks, to review the Group’s performance periodically against ESG goals and targets, and to approve the disclosed information in the Group’s ESG report.

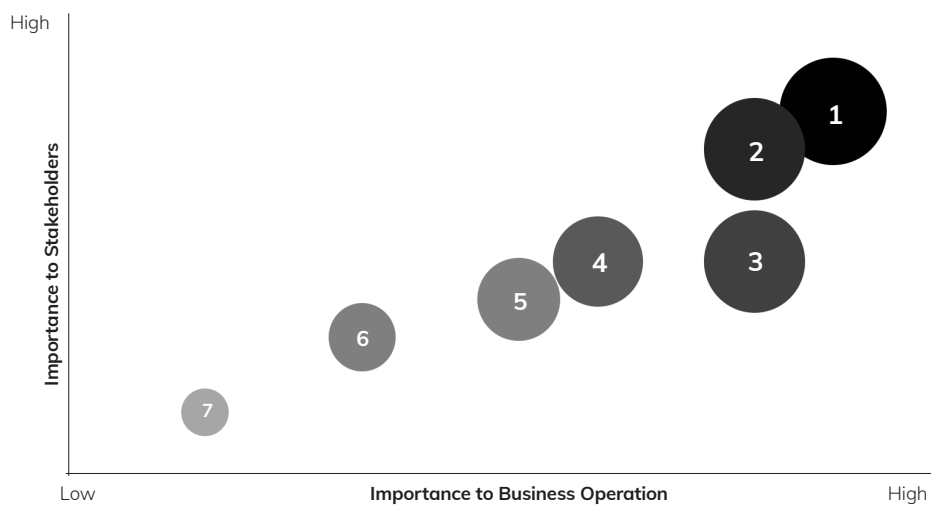
While the board has the overall responsibility for the Group’s ESG strategy and reporting, the implementation and performance monitoring are delegated to the management. The Group’s ESG Policy and ESG Strategy are reviewed periodically to ensure their relevance and appropriateness to the business.

The Group’s management has established an internal ESG Committee which comprises the Chief Executive Officer, and senior members from human resources and finance departments. Our ESG Committee is responsible for driving our ESG initiatives, determine ESG KPIs, perform materiality assessment, engage the stakeholders, oversee and prepare ESG reports.

## MATERIALITY ASSESSMENT

The Group conducts a internal and external materiality assessment. In performing our internal materiality assessment, we adopt the Sustainable Industry Classification System® (“SICS®”) TC-SI for Software & IT Services Industry which is developed by the Sustainability Accounting Standards Board (“SASB”) to identify, manage, and communicate sustainability information that is material to our Group. Our external materiality assessment involves regular feedback from our stakeholders.

Below are the materiality matrix of the ESG topic that we consider relevant to our business as developer of enterprise business software and energy management software.



- |   |   |   |                         |
|---|---|---|-------------------------|
| 1 | Data Security                           | 5 | Supply Chain Management |
| 2 | Product Responsibility                  | 6 | Anti-corruption         |
| 3 | Recruiting & Managing Skilled Workforce | 7 | Community Investment    |
| 4 | Environmental Footprint                 |   |                         |

## ENVIRONMENT, SOCIAL AND GOVERNANCE REPORT

### STAKEHOLDERS ENGAGEMENT

We identify our stakeholders as entities or individuals who are the users of our products and services, those who are affected by our business activities, and those who significantly affect our business operations.

Stakeholders	Communication Channel
Customers	Customer meetings Regular communications with customers On-site visits Questionnaires
Employees	Team building and get-together activities Internal training Corporate activities Internal meetings and briefings Performance appraisals
Government and regulators	Government surveys Regular quarterly and annual reporting
Local community	Social media publications Workshops and seminars
Investors and shareholders	Regular general meeting and notices Regular financial reports and announcements Circulars and press release Company website
Suppliers and business partners	Regular meetings On-site visits

We value the opinions and feedbacks from our stakeholders on our ESG performance. Please contact us via email at [info@anacle.com](mailto:info@anacle.com).

## ENVIRONMENT, SOCIAL AND GOVERNANCE REPORT

The following section contains the report of our KPI, target, performance, and policies during the reporting period from 1 June 2021 to 31 May 2022 ("FY 2022") for each of the ESG aspect.

### DATA SECURITY

ESG Topic	Code	KPI and metrics
<b>Data Security</b>	TC-SI-230a.1	<ul style="list-style-type: none"> <li>• Number of data breaches</li> <li>• Percentage of data breaches involving personally identifiable information (PII)</li> <li>• Number of users affected</li> </ul>
	TC-SI-230a.2	Description of approach to identifying and addressing data security risks, including use of third-party cybersecurity standards
	<b>Target</b>	To have zero data breach during the reporting period for data stored in commercial cloud and on-premise.

Indicators	FY 2022	FY 2021
Number of data breaches	Nil	Nil
Percentage of data breaches involving personally identifiable information (PII)	Nil	Nil
Number of users affected	Nil	Nil

As a software & IT services company, we constantly face data security threats from cyber attacks which put our data and our customers' data at risk. Inadequate prevention, detection, and remediation of data security threats can severely affect our customer retention and acquisition and retention which ultimately result in reputational damage, decreased market share, and monetary fines from the government.

We have put in place a comprehensive information security policies to safeguard our data and our customer's data. The management is responsible for providing management direction and support for information security in accordance with business requirements and relevant laws and regulations. A Chief Information Security Officer is appointed by the management to oversee the implementation, review and update of the policy. The policy is reviewed annually or at any time depending upon the changes in business requirements or environment with requisite approval from the management.

Our policies are drafted against the controls as defined in Annex A of the ISO 27001: 2013 standards which consists of: Information Security Policies, Internal Organization, Human Resources Security, Asset Management, Access Control, Cryptography, Physical and Environmental Security, Operations Security, Communication Security, Systems Acquisitions, Development and Maintenance, Supplier Relationships, Information Security Incident Management, Information Security Aspects of Business Continuity Management, Compliance, Consent and choice, Purpose legitimacy and specification, Collection limitation, Data minimization, Use, retention and disclosure limitation, Accuracy and quality, Openness, transparency and notice, Individual participation and access, Accountability, Information security, Privacy compliance.

In addition to the policies, we also acknowledge the importance of having our staff trained in the area of information security. We conduct regular internal training and we encourage and financially support our staff who are in charge of information security to take external courses to stay up-to-date with the recent development.

## ENVIRONMENT, SOCIAL AND GOVERNANCE REPORT

We have gradually shifted our business model away from on-premise implementation to cloud-based Software as a Service (“SaaS”) to further minimize data security breach arising from physical access. We leverage our commercial cloud partner for encryption for data at rest, encryption for data in flight, and the management and control of access to encryption keys

We are pleased to report that we have achieved ISO27001:2019 Information Security Management System certification in March 2021 and have passed the certification audit in February 2022.

Our next target is to achieve SOC 2 Type 1 certification by the end of calendar year 2022 followed by SOC 2 Type 2 certification in the second half of calendar year 2023.

### PRODUCT RESPONSIBILITY

ESG Topic	Code	KPI and metrics
<b>Product Responsibility</b>	Aspect B6: Product Responsibility	KPI B6.1 Percentage of total products sold or shipped subject to recalls for safety and health reasons
		KPI B6.2 Number of products and service related complaints received and how they are dealt with
		KPI B6.3 Description of practices relating to observing and protecting intellectual property rights.
		KPI B6.4 Description of quality assurance process and recall procedures
		KPI B6.5 Description of consumer data protection and privacy policies, and how they are implemented and monitored.

Indicators	FY 2022	FY 2021
Total amount of monetary losses as a result of legal proceedings associated with user privacy	Nil	Nil
Number of performance issues <sup>(1)</sup>	Nil	Nil
Number of service disruptions <sup>(2)</sup>	Nil	Nil
Number of days in customer downtime <sup>(3)</sup>	Nil	Nil
Percentage of total products sold or shipped subject to recalls for safety and health reasons	Nil	Nil

Note:

- (1) Number unplanned downtime causing an interruption, of more than 10 minutes but less than or equal to 30 minutes, in the provision of cloud-based services to customers caused by technical failures, programming errors, cyber attacks, or localized disasters at hosting facilities.
- (2) Number of unplanned downtime causing an interruption of more than 30 minutes in provision of cloud-based services to customers caused by technical failures, programming errors, cyber attacks, weather events, or localized disasters at hosting facilities.
- (3) Customer downtime is the interruption duration of each service disruption multiplied by the number of software and IT services licenses affected, reported in license-days. For context, the entity shall indicate the licensing basis (e.g., number of seats, number of CPU cores, number of cloud subscriptions) and whether the licenses are consumption-based or capacity based.



## ENVIRONMENT, SOCIAL AND GOVERNANCE REPORT

### Product Quality Management

We are ISO 9001:2015 Quality Management System certified. We strive to continuously improve our overall performance and focus on providing customers with products and services of consistent quality. We have a dedicated team of quality control to ensure that all of our products undergo a thorough internal control and third party testing prior to delivery to ensure that product functionalities and specifications meet our customers' requirements and comply with safety laws and regulations. In terms of controlling hardware and materials supplied by third parties, we engage qualified and reputable suppliers.

We provide product warranties ranging from 6 months to 1 year depending on the agreements we have with our customers. We provide appropriate assistance to customers throughout the warranty period.

### Service Disruptions Management and Business Continuity

With trends toward increased cloud computing and use of Software as a Service (SaaS), we need to ensure we have robust infrastructure and policies in place to minimize disruptions to services. Disruptions such as programming errors or server downtime have the potential to generate systemic risks. The risks are heightened particularly for sensitive sectors, such as financial institutions or utilities. We face the risks of financial damage in terms of liquidated damages and reputational damage therefore, our efforts in improving the reliability and quality of our IT infrastructure and services are important for our ability to attract and retain customers, and ultimately, our revenue generating capability.

Our business continuity plan are built on the principles of resilience, recovery, and contingency, to ensure that our essential functions are up and running during a disaster and to recover with as little downtime as possible. The Management and the Information Security Steering Committee are responsible for formulating the plan; reviewing the plan once every three years or after the occurrence of any adverse events or any changes in the operation environment; testing the plan annually to ensure the effectiveness of the plan; and ensuring that the personnel involved receive the appropriate training on this plan

Our cloud-based operations are outsourced to our commercial cloud partners and on-premise operations are supported by a team of network engineers under the leadership of the Chief Information Security Officer.

### Intellectual Property

Our corporate mission is to provide innovative and creative solutions designed to exceed market expectations in areas of enterprise resource planning and energy management. The creation of each innovative solution is a valuable form of intellectual property.

We have put in place an intellectual property policy to provide guidance on best practice and appropriate procedures for the protection, management and commercialization of our intellectual properties.

The applicable forms of our intellectual properties are patents for innovations in energy management solutions, trademark for logos, copyright of business proposals, software user manuals and Anacle's website and lastly, domain names. Our intellectual property policy covers the management and record keeping of all of our intellectual property assets, the use of our intellectual properties, annual budgeting for costs of managing our intellectual properties, staff awareness training, IP valuation procedures, accounting policy for capitalization of internally generated intellectual property that qualify as the Anacle's intangible asset, and procedures regarding infringement notice or permission requests to use our intellectual properties.



## ENVIRONMENT, SOCIAL AND GOVERNANCE REPORT

### Data Protection and Privacy

We have put in place a Personal Data Protection Policy that sets out the basis for Anacle to collect, use, disclose, store or otherwise process personal data in accordance with the Personal Data Protection Act ("PDPA"). It applies to personal data in our possession or under our control, including personal data in the possession of organizations which we have engaged to collect, use, disclose or process personal data. We view data protection seriously and strives to take careful measures to protect all personal data. Our policy ensures that we obtain consent for the collection, use or disclosure of personal data, that we allow individuals to access and correct their personal data; that we take care of personal data (which relates to ensuring accuracy), protecting personal data (including protection in the case of international transfers) and not to retain personal data if no longer needed. Our PDPA policy complies with the nine data protection obligations, namely Consent Obligation, Purpose Limitation Obligation, Notification Obligation, Access & Correction Obligation, Accuracy Obligation, Protection Obligation, Retention Limitation Obligation, Transfer Limitation Obligation, and Openness Obligation. We also comply with the Do-Not-Call ("DNC") provisions under the PDPA.

To ensure internal stakeholders are aware of their responsibilities in protecting personal data, we conduct regular training on personal data protection and upon onboarding of new staff.

Our internal information security steering committee, headed by the Data Protection Officer ("DPO"), is responsible for the implementation, maintenance and improvement of its information security management systems and personal data protection policy. The DPO is registered with Singapore's Accounting and Corporate Regulatory Authority. Our DPO is appointed by the management who is responsible for the governance and oversight of the group's approach and responsibilities over handling of personal data.

## ENVIRONMENT, SOCIAL AND GOVERNANCE REPORT

### RECRUITING & MANAGING A SKILLED WORKFORCE

ESG Topic	Code	KPI and metrics
<b>Recruiting &amp; Managing a Skilled Workforce</b>	Aspect B1: Employment	KPI B1.1. Total workforce by gender, employment type (for example, full-or part-time), age group and geographical region. KPI B1.2 Employee turnover rate by gender, age group and geographical region.
	<b>Target</b>	To maintain employee turnover rate to be at par with the annual national labour turnover rate in Singapore

<b>B1. Employment</b>				
Indicators	Total number of employees FY2022	Annual employee turnover rate FY2022	Total number of employees FY2021	Annual employee turnover rate FY2021
<u>By gender</u>				
Female	56	22.0%	44	31.0%
Male	95	21.1%	60	18.8%
<u>By employment type</u>				
Full time	151	21.4%	104	26.7%
Part time	-	-	-	-
<u>By age group</u>				
< 25 years old	9	25.0%	7	33.3%
25 – 29 years old	47	17.4%	45	34.4%
30 – 39 years old	68	30.0%	32	19.4%
40 – 49 years old	22	20.5%	17	16.7%
> 50 years old	5	25.0%	3	66.7%
<u>By region</u>				
Singapore	129	18.0%	104	29.8%
India	22	38.3%	25	12.5%

Our employees are important assets to the Group, as well as the driving force behind the Group's continued business expansion. We therefore strive to create a harmonious employment relationship in order to encourage more people to join the Group.

Recruitment typically takes place after university graduation period which facilitates the hiring of youth with diverse talents, potential and ability to absorb knowledge from training. We uphold the principle of fairness in our recruitment and hiring. Our remuneration package is based on the applicants' qualifications, abilities, experience, and skills. Every applicant has the same right to apply, and their treatment is not affected by gender, pregnancy, family status, marital status, race, disability, etc. Our existing employee teams come from different ethnic backgrounds and nationalities.

Our employment policy adheres to the principle of fairness, and provides promotion opportunities for outstanding employees. We conduct regular review of compensation and benefits based on their performance, peer review, and customer feedbacks.

We also organise recreational activities from time to time, such as company lunches, monthly beer-buzz, weekly yoga sessions, team building events so as to facilitate communication among employees and to help colleagues balance the intense pressures of work.

## ENVIRONMENT, SOCIAL AND GOVERNANCE REPORT

If an employee were unfortunately to suffer a work-related injury or accidental death, the Group will provide compensation for the employee in accordance with the Ministry of Manpower (Singapore) through workmen compensation insurance policy and public liability insurance policy.

Our employment policy strictly prohibits child labour. Our internal standard on working hours is set at 8 hours per day or 44 hours per week.

All overtime work by employees are voluntary in nature. When employees need to work overtime, we give off-in-lieu and in some cases, provide reasonable overtime pay as a compensation for employees in accordance with the Ministry of Manpower (Singapore) guidelines and the Group's compensation policy.

Equal opportunity is provided to all employees in respect of promotion, appraisal, training, development and other aspects. Employees are not discriminated against or deprived of opportunities based on gender, ethnic background, religion, color, sexual orientation, age, marital status, family status.

We offer competitive salary package to retain quality employees and aim to reduce the employee turnover. The annual turnover rate of the Group's employees in Singapore for FY2022 was 18% which was below Singapore's 2021 annual national labour turnover of 23% for the IT & Other Information Services sector (Source : Labour Market Survey, Manpower Research & Statistics Department, Singapore Ministry of Manpower).

ESG Topic	Code	KPI and metrics
<b>Recruiting &amp; Managing a Skilled Workforce</b>	Aspect B2: Health and Safety	KPI B2.1. Number and rate of work-related fatalities occurred in each of the past three years including the reporting year.
		KPI B2.2 Lost days due to work injury.
		KPI B2.3 Description of occupational health and safety measures adopted, and how they are implemented and monitored.
<b>Target</b>		To achieve zero work-related fatalities at office and on-site

<b>B2. Health and Safety</b>			
Indicators	FY2022	FY2021	FY2020
Number of work-related fatalities	Nil	Nil	Nil
Rate of work-related fatalities (%)	Nil	Nil	Nil
Number of work injuries	Nil	Nil	Nil
Lost days due to work injuries (day)	Nil	Nil	Nil

Our business operations do not involve high-risk activities, however, the we place great importance to occupational safety, hugiene and health of the employees.

We are ISO 45001:2018 Occupational Health & Safety Management System ("OHMS") certified. We have developed clear occupational health and safety policies, as well as a series of target indicators and procedural documents designed to continuously identify potential risks at the workplace, to try to reduce the incidence of accidents, to observe local occupational health and safety regulations, and to ensure continuous improvement in our occupational safety and health performance. We also provides regular briefings for all employees, on occupational safety and health policies, risk management, and workplace safety. In order to strengthen the employees' response when faced with an emergency situation such as a fire or injury, we have drawn up contingency plans and regularly gather the employees to carry out drills.

During FY2022, there was zero on-compliance with laws and regulations relating to the provision of a safe working environment and protection of employees from occupational hazards.

## ENVIRONMENT, SOCIAL AND GOVERNANCE REPORT

ESG Topic	Code	KPI and metrics
<b>Recruiting &amp; Managing a Skilled Workforce</b>	Aspect B3: Development and Training	KPI B3.1. The percentage of employees trained by gender and employee category (e.g. senior management, middle management).
		KPI B3.2 The average training hours completed per employee by gender and employee category.
	<b>Target</b>	To achieve a minimum of 10 hours of internal or external training annually for each employee

B3. Development and Training				
Indicators	% of employees trained FY2022	Average training hours completed per employee FY2022	% of employees trained FY2021	Average training hours completed per employee FY2021
<u>By gender</u>				
Female	37%	20.46 hours	42%	11.82 hours
Male	63%	24.93 hours	58%	13.47 hours
<u>By employee category</u>				
Management	7%	24.36 hours	9%	7.56 hours
Mid level staff	34%	25.10 hours	36%	10.97 hours
Junior staff	59%	22.09 hours	56%	14.72 hours

The establishment of a robust and competitive team of employees is an important cornerstone of the our continued development, and we have spared no effort to train our talents and add value for our employees. We arrange for welcoming and orientation activities for all new employees, allowing every new colleague to understand the our policies and culture and to integrate into our working environment as soon as possible, and thereby nurturing a sense of belonging. Our head of departments also evaluate their subordinates' capabilities at work to understand and identify the training needs of every employee, as well as to develop training programs for the coming year. In addition to internal training, we also provides training allowances to encourage staff to actively participate in external training in professional skills, in an effort to enable every employee to reach their full potential within their positions and to create value.

ESG Topic	Code	KPI and metrics
<b>Recruiting &amp; Managing a Skilled Workforce</b>	Aspect B4: Labour Standards	KPI B4.1. Description of measures to review employment practices to avoid child and forced labour.
		KPI B3.2 Description of steps taken to eliminate such practices when discovered.
	<b>Target</b>	To have zero incidence of child labour

The Group did not employ any child or forced labour during the Reporting Period. The HR Department has established practices to ensure prevention of child and forced labour. Job candidates' identification documents are checked to ensure that they are legally entitled to work for the Group or otherwise employment contract is not entered into. At the point of employment, new employees are required to complete the registration form and provide supporting documents as proof of previous employment.

In case of violation, the personnel will be subject to fines and/or termination of the contract in accordance to relevant regulations. Legal proceedings will also be applied if necessary. No non-compliance with relevant laws and regulations that have a significant impact on the Group relating to preventing child and forced labour had been identified during the Reporting Period.

## ENVIRONMENT, SOCIAL AND GOVERNANCE REPORT

### ENVIRONMENTAL FOOTPRINT

The Group views good sustainability practices as important to its business growth over the long term. Whilst the Group is predominantly service-oriented and has a small environmental footprint, we are committed to environmental sustainability as a responsible business. Our major environmental impacts pertain to the consumption of resources such as energy, water, and paper, as well as business travel related carbon emissions.

Our environmental policy sets out our approach to reducing our direct environmental footprint. It is the our objective that the environmental practices set out in this Policy be embedded in our management practices. The Group aims to minimise the use of resources, including electricity, water and paper through conserving energy usage in lighting and air conditioning of our offices, minimising water consumption and by promoting the use of electronic media to achieve a paperless office or to use FSC certified low grammage paper for printing where possible. The Group aims to reduce environmental impact by reducing non-essential travel and maximise use of alternative means of internal and external communication such as video conferencing. The Group also promotes the reduction, reuse and recycle of materials and waste among employees such as using double-sided printing as default printer settings, recycle toners and the use of recycled paper. The Group also complies with all relevant environmental legislation in all countries in which we operate. There was no non-compliance or penalties in respect of environmental laws and regulations during FY2022.

## ENVIRONMENT, SOCIAL AND GOVERNANCE REPORT

ESG Topic	Code	KPI and metrics
<b>Environmental</b>	Aspect A1: Emissions	KPI A1.1 The types of emissions and respective emissions data.
		KPI A1.2 Direct (Scope 1) and energy indirect (Scope 2) greenhouse gas emissions (in tonnes) and, where appropriate, intensity (e.g. per unit of production volume, per facility).
		KPI A1.3 Total hazardous waste produced (in tonnes) and, where appropriate, intensity (e.g. per unit of production volume, per facility)
		KPI A1.4 Total non-hazardous waste produced (in tonnes) and, where appropriate, intensity (e.g. per unit of production volume, per facility).
		KPI A1.5 Description of emission target(s) set and steps taken to achieve them.
		KPI A1.6 Description of how hazardous and non-hazardous wastes are handled, and a description of reduction target(s) set and steps taken to achieve them.
<b>Target</b>		To hold GHG intensity per employee stable at 2022 level through 2031

Emissions Indicators	Unit of Measure	Source	FY2022	FY2021
Scope 1 (Direct GHG emissions)	tonnes of CO <sub>2</sub> e	Combustion of petrol fuel for mobile sources controlled by company	Nil	Nil
Scope 2 (Energy indirect GHG emissions) <sup>(1)</sup>	tonnes of CO <sub>2</sub> e	Purchased electricity	30.17	22.91
Scope 3 (Indirect GHG emissions) <sup>(2)</sup>	tonnes of CO <sub>2</sub> e	Business travel by employees, paper waste disposed	2.15	3.44
Total GHG emission (scope 1, 2 and 3)	tonnes of CO <sub>2</sub> e	-	32.32	26.35
GHG intensity by employee	tonnes of CO <sub>2</sub> e/ employee	-	0.25	0.25
GHG intensity by floor area	tonnes of CO <sub>2</sub> e/ square feet	-	0.00	0.00
Nitrogen oxides ("NO <sub>x</sub> ")	g	Not applicable	Nil	Nil
Sulphur oxides ("SO <sub>x</sub> ")	g	Not applicable	Nil	Nil
Respiratory suspended particles ("RSP")	g	Not applicable	Nil	Nil

Notes:

(1) The emission factors for electricity supplied by Singapore's Power Grid is adopted from the Energy Market Authority, Singapore.

(2) The emission factors are adopted from "How to prepare an ESG Report – Appendix 2: Reporting Guidance on Environmental KPIs" published by Hong Kong Exchanges and Clearing Limited

## ENVIRONMENT, SOCIAL AND GOVERNANCE REPORT

We are principally engaged in provision of enterprise application software solutions and energy management solutions, as well as provision of support and maintenance services. We do not own any stationery (non-transport) and mobile sources that give rise to air pollutants. We also do not engage in any industrial or commercial processes that generate air pollutants.

We do not own any equipment that give rise to combustion of fuels in stationery or mobile sources. Our energy indirect GHG emissions was associated with the consumption of purchased electricity for the general lighting of our offices and computer equipment used by our staff.

Our indirect GHG is mainly from the business travel by employees and paper waste disposal.

### Hazardous Waste

Our operations did not generate any hazardous waste. Office waste such as electronic and electrical equipment, computer hardware and empty ink cartridges were collected by specialized disposal contractor for proper recycling or treatment before disposal.

### Non-hazardous Waste

We have very little use of paper as most of our records are in electronic form. Our printing and paper usage are mainly for our quarterly and annual reports. In FY2022, our paper consumption was 0.019 tonnes.

ESG Topic	Code	KPI and metrics
<b>Environmental</b>	Aspect A2: Use of Resources	KPI A2.1 Direct and/or indirect energy consumption by type (e.g. electricity, gas or oil) in total (kWh in '000s) and intensity (e.g. per unit of production volume, per facility).
		KPI A2.2 Water consumption in total and intensity (e.g. per unit of production volume, per facility).
		KPI A2.3 Description of energy use efficiency target(s) set and steps taken to achieve them.
		KPI A2.4 Description of whether there is any issue in sourcing water that is fit for purpose, water efficiency target(s) set and steps taken to achieve them.
		KPI A2.5 Total packaging material used for finished products (in tonnes) and, if applicable, with reference to per unit produced.
	<b>Target</b>	To hold energy consumption intensity per employee stable at 2022 level through 2031

Indicators	Unit of Measure	Source	FY2022	FY2021
Energy consumption	kWh	Purchased electricity	73,953	54,645
Energy consumption by employee	kWh/employee	-	573.28	525.43
Energy consumption by floor area	kWh/square feet	-	6.16	4.55
Water consumption	m <sup>3</sup>	Municipal supplied water	-	1
Packaging material		-	Nil	Nil

# ENVIRONMENT, SOCIAL AND GOVERNANCE REPORT

## Management of the Use of Resources

### Energy Consumption

The Group mainly consume purchased electricity for office general lighting and electronic equipment used by our staff. We leverage on commercial cloud to host our software to minimise our dependency on physical data centres. Our FY2022 energy consumption per employee increased by 35.3% because in previous reporting period FY2021, the lease of our Singapore headquarters expired in July 2021 and renovation of the new office was delayed due to COVID-19. Our new Singapore headquarters office was fully operational in November 2021.

### Energy Use Efficiency Initiatives

The Group promotes electricity preservation among employees to reduce electricity consumption and indirect greenhouse gas emissions. Electricity consumption mainly arises from daily operation of office for the on-going operation lighting system, and electronic equipment in the office. With a view to reducing electricity consumption, electronic equipment with lower electricity consumption is preferred during procurement; lighting equipment and electronic appliances are switched off during lunch hour and after work to reduce the electricity consumption; the zone-based lighting system to allow lighting of occupied area only.

### Water Consumption

Our Singapore headquarters is a leased premises where the supply and discharge of water are controlled by building management and no sub-metering is available for individual tenants. Our water usage during usual course of operation is mainly the central water dispensers for drinking.

### Water Use Efficiency Initiatives

The Group's business did not involve significant use of water, hence no information related to water use efficiency initiatives is being presented in this report.

### Transportation

Our headquarters in Singapore is located above Mass Rapid Transit ("MRT") station. We encourage our staff to use public transport to commute between home to office and office and between customers' offices.

### Business Air Travel

The Group is committed to decreasing the number of business trips. When dealing with simple enquiries from overseas customers, we prefer to carry out general discussions and conduct our sales presentation through long-distance telephone calls, video conferencing and other online communication tools to reduce the number of non-essential air travels and to avoid increasing the pollutants emitted by the use of transportation.



## ENVIRONMENT, SOCIAL AND GOVERNANCE REPORT

### Waste Handling and Reduction Initiatives

The Group continues to practise paper saving initiatives as employees are encouraged minimize printing and if printing is necessary, to print paper on both sides and reuse paper for draft works. We encourage our employees to reduce harmless waste arising from daily work and avoid paper use by delivering digital file through e-mail. The Group adopts electronic communication software as its principal channel of contact during daily operation. All internal notice is issued through e-mail instead of printing. The Group keeps tracks of the paper usage and prevent unnecessary paper waste generation. Electronic and electrical equipment are collected and disposed by a specialized disposal contractor, used printer cartridges were returned to the supplier for proper recycling.

### Packaging Materials

The Group's busines activities do not involve any manufacturing and packaging, therefore, no relevant data is recorded during the Reporting Period.

ESG Topic	Code	KPI and metrics
<b>Environmental</b>	Aspect A3: The Environment and Natural Resources	KPI A3.1 Description of the significant impacts of activities on the environment and natural resources and the actions taken to manage them)

Our business nature does not generate significant environmental impacts. Nevertheless, we commit to continue making effort to minimise the use of resources and related impact to the natural environment, as well as complying with relevant laws and regulations.

ESG Topic	Code	KPI and metrics
<b>Environmental</b>	Aspect A4: Climate Change	KPI A4.1 Description of the significant climate-related issues which have impacted, and those which may impact, the issuer, and the actions taken to manage them.

Climate change affects businesses directly or indirectly. The risks of changing climate fall into three broad categories, physical, transitional, and liability risks. Whilst physical risks of climate change are such as flooding, hurricanes, drought, and wildfires do not affect us, the increasing temperature can translate to a higher energy consumption and carbon emission by data centres to cool their equipment, which is a cause of concern as data centres have voracious appetite for energy as it is. Transitional risk comes from the potential additional cost arising from the introduction of policy, laws, and other regulations designed to address climate change as well as a shift in consumer trends towards cloud-computing. Liability risks arise from a failure to mitigate, adapt to, disclose, or comply with changing legal and regulatory expectations. Climate litigation is increasing worldwide, reflecting advances in attribution science, evolving legal disputes, and changing public sentiment.

Our first step to mitigate the risks are to shift our software hosting from on-premise to cloud-hosted model to reduce our dependency on data centres. A forecast from IDC shows that 1 billion metric tons of carbon dioxide can be reduced from 2021 through 2024. Secondly, we put in place policies and procedures to manage our impact in terms of carbon emission and energy consumption so that we can be a sustainable business and play our part in the effort to reduce global warming.

## ENVIRONMENT, SOCIAL AND GOVERNANCE REPORT

We have been an advocate of energy management, the reason behind our Starlight® energy management business segment. We developed the Starlight® Smart Energy Solutions for businesses, especially those who own buildings and electricity-powered equipment to monitor energy consumption, reduce energy consumption and CO<sub>2</sub> emission by identifying equipment and building facilities that are consuming excessive energy, the timing and patterns of such energy consumption spurts occurring.

Our myBill® utility billing eliminates the printing and mailing of utility bills, facilitates ease of electronic payment and matching of customer payments against their bills. We developed myBill® to reduce paper consumption and reduce the workload of finance staff by automating the billing and collection cycle.

We are a firm believer of having a strong corporate governance in business environment. Our Simplicity® workflow engine enforces strict approval processes for business operations, facilitate their compliance with internal corporate governance, delegation of authority, and segregation of duties.

### SUPPLY CHAIN MANAGEMENT

ESG Topic	Code	KPI and metrics
<b>Social</b>	Aspect B5: Supply Chain Management	KPI B5.1 Number of suppliers by geographical region.
		KPI B5.2 Description of practices relating to engaging suppliers, number of suppliers where the practices are being implemented, and how they are implemented and monitored.
		KPI B5.3 Description of practices used to identify environmental and social risks along the supply chain, and how they are implemented and monitored.
		KPI B5.4 Description of practices used to promote environmentally preferable products and services when selecting suppliers, and how they are implemented and monitored.

Indicators	FY2022	FY2021
Number of active suppliers	140	143

The Group currently has developed a specific program for the evaluation and management of suppliers, and the selection criteria for suppliers or subcontractors are mainly based on such factors as price, delivery times, and quality of goods and services. Additionally, we rate our suppliers by using supplier evaluation form recorded in ISO 9001:2015 Quality Management System. The rating marks with 70% and above, we considered them as in the list of our approved supplier. Suppliers are also evaluated for their practices in terms of environmental, health, and safety practices. Every year, we monitor and review the performance of every qualified supplier to ensure that the performance of all qualified suppliers remains in line with the requirements of the Group.

## ENVIRONMENT, SOCIAL AND GOVERNANCE REPORT

### ANTI-CORRUPTION

ESG Topic	Code	KPI and metrics
<b>Social</b>	Aspect B7: Anti-corruption	KPI B7.1 Number of concluded legal cases regarding corrupt practices brought against the issuer or its employees during the reporting period and the outcomes of the cases.
		KPI B7.2 Description of preventive measures and whistle-blowing procedures, and how they are implemented and monitored.
		KPI B7.3 Description of anti-corruption training provided to directors and staff.

Indicators	FY2022	FY2021
Number of concluded legal cases regarding corrupt practices	Nil	Nil

#### Anti-Corruption

In order to ensure high efficiency and integrity of the Group's operations, all the Group's employees are required to strictly abide by the Prevention of Corruption Act, Chapter 241 of Singapore (the "PCA") and The Corruption, Drug Trafficking and other Serious Crimes (Confiscation of Benefits) Act, Chapter 65A of Singapore in their behaviour and are absolutely forbidden from committing any acts of bribery or accepting of bribes, etc. We have also developed a policy on reporting conflicts of interest, and employees must report to the management if there is any direct or indirect conflict of interest between an employee and the business of the Group.

As far as corporate governance is concerned, the Group's management regularly reviews regulations on the governance of publicly traded companies to ensure that all newly enacted requirements are implemented within the Group in a timely manner. Each year, the Group also hires third-party independent auditors to verify the Group's accounts so as to safeguard the interests of investors.

The Group's service and purchasing agreements must, in principle, receive the approval from the management before they are deemed valid, and the management conducts spot checks on the agreements each year to ensure that the approval process is fair and equitable. Any employee, material supplier, subcontractor, customer or other stakeholder who has any concerns regarding the corporate governance of the Group or the ethics of the employees may file a complaint with the management.

The management will then conduct a thorough investigation of all matters and take the necessary improvement measures for plugging the loopholes in order to maintain the Group's integrity and reputation.

## ENVIRONMENT, SOCIAL AND GOVERNANCE REPORT

### Whistleblowing

Our whistleblowing policy is aimed to provide an opportunity for employees or any individual to raise concerns anonymously relating to perpetrated or suspected cases of criminal conduct that adversely affect the Group, particularly any actual or potential financial injuries and reputational loss caused to the Group. We have a dedicated email communication channel to receive leads or tips and factual evidence from whistleblowers. All concerns raised will be independently assessed to ensure that they are fairly and properly considered. All information disclosed during the course of investigation will remain confidential. The Group may refer any concerns or complaints to appropriate external regulatory authorities. The subject of the whistleblowing case shall be informed of the allegations against him or her and be provided with an opportunity to reply to such allegations. Employees who fail to cooperate in an investigation, or deliberately provide false information during an investigation, shall be subject to strict disciplinary action up to, and including, immediate dismissal. If it is concluded that a violation has occurred or the allegations are substantiated, appropriate disciplinary action in accordance with the Fair Employment Policy will be taken. Non-anonymous whistleblowers will be informed of the investigation outcome.

### COMMUNITY INVESTMENT

ESG Topic	Code	KPI and metrics
Community	Aspect B8: Community Investment	KPI B8.1 Focus areas of contribution (e.g. education, environmental concerns, labour needs, health, culture, sport).
		KPI B8.2 Resources contributed (e.g. money or time) to the focus area.

Our focus area has always been to educate the community on the importance of energy management, to modernise the current facility management practice. We are actively conducting seminars and workshops for industry players.

In FY2022 we made a charitable donation to UNICEF for the Children in Ukraine.





Tel : +852 2218 8288  
Fax : +852 2815 2239  
www.bdo.com.hk

25<sup>th</sup> Floor Wing On Centre  
111 Connaught Road Central  
Hong Kong

電話 : +852 2218 8288  
傳真 : +852 2815 2239  
www.bdo.com.hk

香港干諾道中111號  
永安中心25樓

**INDEPENDENT AUDITOR'S REPORT  
TO THE SHAREHOLDERS OF ANACLE SYSTEMS LIMITED**

(incorporated in Singapore with limited liability)

**Opinion**

We have audited the consolidated financial statements of Anacle Systems Limited (the “Company”) and its subsidiaries (together the “Group”) set out on page 83 to page 147, which comprise the consolidated statement of financial position as at 31 May 2022, and the consolidated statement of comprehensive income, the consolidated statement of changes in equity and the consolidated statement of cash flows for the year then ended, and notes to the consolidated financial statements, including a summary of significant accounting policies.

In our opinion, the consolidated financial statements present fairly, in all material respects, the consolidated financial position of the Group as at 31 May 2022 and its consolidated financial performance and its consolidated cash flows for the year then ended in accordance with International Financial Reporting Standards and have been properly prepared in compliance with the disclosure requirements of the Hong Kong Companies Ordinance.

**Basis for Opinion**

We conducted our audit in accordance with Hong Kong Standards on Auditing (“HKSA”) issued by the Hong Kong Institute of Certified Public Accountants (“HKICPA”). Our responsibilities under those standards are further described in the “Auditor’s Responsibilities for the Audit of the Consolidated Financial Statements” section of our report. We are independent of the Group in accordance with the HKICPA’s “Code of Ethics for Professional Accountants” (the “Code”), and we have fulfilled our other ethical responsibilities in accordance with the Code. We believe that the audit evidence we have obtained is sufficient and appropriate to provide a basis for our opinion.

**Key Audit Matters**

Key audit matters are those matters that, in our professional judgment, were of most significance in our audit of the consolidated financial statements of the current period. These matters were addressed in the context of our audit of the consolidated financial statements as a whole, and in forming our opinion thereon, and we do not provide a separate opinion on these matters.

**Contract Accounting Estimates**

Refer to notes 4(i), 4(j), 20 and 24 to the consolidated financial statements.

The Group recorded contract revenue from the projects of provision of enterprise application software solutions and energy management solutions totalling S\$16,796,999 (2021: S\$15,710,562) for the year ended 31 May 2022, which represented 72% (2021: 71%) of total revenue.

Contract revenue is recognised progressively over time using the input method, based on the significant management judgements and estimates including total contract costs, remaining costs to completion and contract risks. Contract costs are recognised when work is performed, together with any provisions for expected contract losses.



Tel : +852 2218 8288  
Fax : +852 2815 2239  
www.bdo.com.hk

25<sup>th</sup> Floor Wing On Centre  
111 Connaught Road Central  
Hong Kong

電話 : +852 2218 8288  
傳真 : +852 2815 2239  
www.bdo.com.hk

香港干諾道中111號  
永安中心25樓

**INDEPENDENT AUDITOR'S REPORT**  
**TO THE SHAREHOLDERS OF ANACLE SYSTEMS LIMITED**  
(incorporated in Singapore with limited liability)

Management reviews and revises the estimates of contract revenue, contract costs and variation orders for each contract by comparing the most current budgeted amounts with corresponding actual amounts as the contract work progresses.

The recognition of revenue and profit relies on management's estimate of the final outcome of each contract, which involves the exercise of significant management judgement, particularly in forecasting the costs to complete a contract, in valuing contract variations, claims and liquidated and ascertained damages, in estimating the amount of expected losses and in assessing the ability of the Group to deliver services according to the agreed timetable.

We identified contract accounting estimates as a key audit matter because the estimation of the total contract revenue and total costs to complete contracts is inherently subjective and requires significant management judgement and estimation and because errors in the forecast of contract revenue and contract costs could result in a material variance in the amount of profit or loss recognised from contracts to date and, therefore, in the current period.

Relevant disclosures for the significant judgements and estimates are included in note 5 to the consolidated financial statements.

Our response:

Our procedures in relation to project revenue recognition included:

- obtaining a detailed breakdown of the total estimated costs to completion for all contracts in progress during the year and comparing, on a sample basis, actual costs incurred to the reporting date and future cost estimates with agreements, certifications or correspondence with subcontractors and suppliers and other documentation referred to by management in its assessment of the estimated costs to completion;
- for all projects in progress at the reporting date, challenging the assumptions and critical judgements made by management which impacted their estimations of the liquidated and ascertained damages assessments by comparing the key terms and conditions in the assessments with contract agreements with customers and by comparing the estimated contract completion time with the Group's updated progress report or correspondence from customers;
- performing a retrospective review of contracts completed during the current year by comparing the final outcome of the contracts with previous estimates made for those contracts to assess the reliability of the management's forecasting process;
- assessing the significant judgements made by management, through the examination of project documentation, including the total budgeted contract costs, by checking to the invoices or quotations and comparing to the work hours used by similar projects in the past, and discussion of the status of those projects in progress with management, finance, and technical personnel of the Group; and
- comparing the budgeted contract costs with the actual costs incurred to assess if there were any material differences.



Tel : +852 2218 8288  
Fax : +852 2815 2239  
www.bdo.com.hk

25<sup>th</sup> Floor Wing On Centre  
111 Connaught Road Central  
Hong Kong

電話 : +852 2218 8288  
傳真 : +852 2815 2239  
www.bdo.com.hk

香港干諾道中111號  
永安中心25樓

**INDEPENDENT AUDITOR'S REPORT  
TO THE SHAREHOLDERS OF ANACLE SYSTEMS LIMITED**  
(incorporated in Singapore with limited liability)

**Other Information in the Annual Report**

The directors are responsible for the other information. The other information comprises the information included in the Company's annual report, but does not include the consolidated financial statements and our auditor's report thereon.

Our opinion on the consolidated financial statements does not cover the other information and we do not express any form of assurance conclusion thereon.

In connection with our audit of the consolidated financial statements, our responsibility is to read the other information and, in doing so, consider whether the other information is materially inconsistent with the consolidated financial statements or our knowledge obtained in the audit or otherwise appears to be materially misstated. If, based on the work we have performed, we conclude that there is a material misstatement of this other information, we are required to report that fact. We have nothing to report in this regard.

**Directors' Responsibilities for the Consolidated Financial Statements**

The directors are responsible for the preparation and fair presentation of these consolidated financial statements in accordance with International Financial Reporting Standards and the disclosure requirements of the Hong Kong Companies Ordinance, and for such internal control as the directors determine is necessary to enable the preparation of consolidated financial statements that are free from material misstatement, whether due to fraud or error.

In preparing the consolidated financial statements, the directors are responsible for assessing the Group's ability to continue as a going concern, disclosing, as applicable, matters related to going concern and using the going concern basis of accounting unless the directors either intend to liquidate the Group or to cease operations, or have no realistic alternative but to do so.

The directors are also responsible for overseeing the Group's financial reporting process. The Audit Committee assists the directors in discharging their responsibilities in this regard.





Tel : +852 2218 8288  
Fax : +852 2815 2239  
www.bdo.com.hk

25<sup>th</sup> Floor Wing On Centre  
111 Connaught Road Central  
Hong Kong

電話 : +852 2218 8288  
傳真 : +852 2815 2239  
www.bdo.com.hk

香港干諾道中111號  
永安中心25樓

**INDEPENDENT AUDITOR'S REPORT**  
**TO THE SHAREHOLDERS OF ANACLE SYSTEMS LIMITED**  
(incorporated in Singapore with limited liability)

**Auditor's Responsibilities for the Audit of the Consolidated Financial Statements**

Our objectives are to obtain reasonable assurance about whether the consolidated financial statements as a whole are free from material misstatement, whether due to fraud or error, and to issue an auditor's report that includes our opinion. This report is made solely to you, as a body, in accordance with the terms of our engagement, and for no other purpose. We do not assume responsibility towards or accept liability to any other person for the contents of this report.

Reasonable assurance is a high level of assurance, but is not a guarantee that an audit conducted in accordance with HKSA's will always detect a material misstatement when it exists. Misstatements can arise from fraud or error and are considered material if, individually or in the aggregate, they could reasonably be expected to influence the economic decisions of users taken on the basis of these consolidated financial statements.

As part of an audit in accordance with HKSA's, we exercise professional judgment and maintain professional skepticism throughout the audit. We also:

- identify and assess the risks of material misstatement of the consolidated financial statements, whether due to fraud or error, design and perform audit procedures responsive to those risks, and obtain audit evidence that is sufficient and appropriate to provide a basis for our opinion. The risk of not detecting a material misstatement resulting from fraud is higher than for one resulting from error, as fraud may involve collusion, forgery, intentional omissions, misrepresentations, or the override of internal control.
- obtain an understanding of internal control relevant to the audit in order to design audit procedures that are appropriate in the circumstances, but not for the purpose of expressing an opinion on the effectiveness of the Group's internal control.
- evaluate the appropriateness of accounting policies used and the reasonableness of accounting estimates and related disclosures made by the directors.
- conclude on the appropriateness of the directors' use of the going concern basis of accounting and, based on the audit evidence obtained, whether a material uncertainty exists related to events or conditions that may cast significant doubt on the Group's ability to continue as a going concern. If we conclude that a material uncertainty exists, we are required to draw attention in our auditor's report to the related disclosures in the consolidated financial statements or, if such disclosures are inadequate, to modify our opinion. Our conclusions are based on the audit evidence obtained up to the date of our auditor's report. However, future events or conditions may cause the Group to cease to continue as a going concern.
- evaluate the overall presentation, structure and content of the consolidated financial statements, including the disclosures, and whether the consolidated financial statements represent the underlying transactions and events in a manner that achieves fair presentation.
- obtain sufficient appropriate audit evidence regarding the financial information of the entities or business activities within the Group to express an opinion on the consolidated financial statements. We are responsible for the direction, supervision and performance of the group audit. We remain solely responsible for our audit opinion.



Tel : +852 2218 8288  
Fax : +852 2815 2239  
www.bdo.com.hk

25<sup>th</sup> Floor Wing On Centre  
111 Connaught Road Central  
Hong Kong

電話 : +852 2218 8288  
傳真 : +852 2815 2239  
www.bdo.com.hk

香港干諾道中111號  
永安中心25樓

**INDEPENDENT AUDITOR'S REPORT  
TO THE SHAREHOLDERS OF ANACLE SYSTEMS LIMITED**  
(incorporated in Singapore with limited liability)

We communicate with Audit Committee regarding, among other matters, the planned scope and timing of the audit and significant audit findings, including any significant deficiencies in internal control that we identify during our audit.

We also provide the Audit Committee with a statement that we have complied with relevant ethical requirements regarding independence, and to communicate with them all relationships and other matters that may reasonably be thought to bear on our independence, and where applicable, actions taken to eliminate threats or safeguards applied.

From the matters communicated with the directors, we determine those matters that were of most significance in the audit of the consolidated financial statements of the current period and are therefore the key audit matters. We describe these matters in our auditor's report unless law or regulation precludes public disclosure about the matter or when, in extremely rare circumstances, we determine that a matter should not be communicated in our report because the adverse consequences of doing so would reasonably be expected to outweigh the public interest benefits of such communication.

BDO Limited  
Certified Public Accountants  
Ho Yee Man  
Practising Certificate no. P07395

Hong Kong, 25 August 2022

**CONSOLIDATED STATEMENT OF COMPREHENSIVE INCOME  
FOR THE YEAR ENDED 31 MAY 2022**

	Notes	2022 S\$	2021 S\$
Revenue	6(c)	23,240,201	22,164,921
Cost of sales		<u>(13,718,669)</u>	<u>(13,142,101)</u>
<b>Gross profit</b>		<b>9,521,532</b>	<b>9,022,820</b>
Other revenue	7	275,264	989,805
Other gains and losses	8	163,028	(441,594)
Marketing and other operating expenses		(1,543,693)	(1,333,852)
Administrative expenses		(5,105,137)	(5,022,718)
Research and development costs		(1,045,989)	(981,261)
Finance costs	9	(60,938)	(66,871)
Share of loss of an associate	17	<u>-</u>	<u>-</u>
<b>Profit before income tax</b>	<b>10</b>	<b>2,204,067</b>	<b>2,166,329</b>
Income tax credit/(expense)	13	<u>163,842</u>	<u>(33,256)</u>
<b>Profit for the year</b>		<b>2,367,909</b>	<b>2,133,073</b>
Other comprehensive income			
Item that may be reclassified subsequently to profit or loss:			
Exchange differences arising from translation of foreign operations		<u>(7,678)</u>	<u>(390)</u>
<b>Total comprehensive income for the year</b>		<b>2,360,231</b>	<b>2,132,683</b>
<b>Profit for the year attributable to:</b>			
Owners of the Company		2,369,796	2,134,889
Non-controlling interests		<u>(1,887)</u>	<u>(1,816)</u>
		<b>2,367,909</b>	<b>2,133,073</b>
<b>Total comprehensive income for the year attributable to:</b>			
Owners of the Company		2,362,118	2,134,499
Non-controlling interests		<u>(1,887)</u>	<u>(1,816)</u>
		<b>2,360,231</b>	<b>2,132,683</b>
		Singapore cents	Singapore cents
<b>Earnings per share attributable to owners of the Company</b>			
- Basic	14	<u>0.59</u>	<u>0.54</u>
- Diluted	14	<u>0.59</u>	<u>0.53</u>

**CONSOLIDATED STATEMENT OF FINANCIAL POSITION  
AS AT 31 MAY 2022**

	Notes	2022 S\$	2021 S\$
<b>Non-current assets</b>			
Property, plant and equipment	15	594,134	747,731
Right-of-use assets	36	3,612,984	4,182,255
Intangible assets	16	435,621	849,334
Deferred tax assets	30	178,000	-
		4,820,739	5,779,320
<b>Current assets</b>			
Trade receivables	19	3,880,640	7,511,898
Contract assets	20	482,280	273,303
Other receivables, deposits and prepayments	21	474,880	646,850
Inventories	22	819,170	836,072
Bank balances and cash		15,770,924	8,176,761
		21,427,894	17,444,884
<b>Current liabilities</b>			
Trade payables	23	2,285,399	1,751,831
Contract liabilities	24	1,880,208	808,773
Other payables and accruals	25	1,845,447	2,194,917
Amount due to a director		10,275	10,395
Provision for warranty	26	3,900	7,200
Lease liabilities	29	823,220	834,051
Income tax payables		13,814	33,087
		6,862,263	5,640,254
<b>Net current assets</b>		<b>14,565,631</b>	<b>11,804,630</b>
<b>Total assets less current liabilities</b>		<b>19,386,370</b>	<b>17,583,950</b>
<b>Non-current liabilities</b>			
Provision for reinstatement cost		60,000	60,000
Deferred tax liabilities	30	550	570
Lease liabilities	29	2,887,545	3,445,336
		2,948,095	3,505,906
<b>NET ASSETS</b>		<b>16,438,275</b>	<b>14,078,044</b>

**CONSOLIDATED STATEMENT OF FINANCIAL POSITION  
AS AT 31 MAY 2022**

	Note	2022 S\$	2021 S\$
<b>Capital and reserves</b>			
Share capital	31	20,874,677	20,645,177
Reserves		<u>(4,383,851)</u>	<u>(6,516,469)</u>
Equity attributable to owners of the Company		16,490,826	14,128,708
Non-controlling interests		<u>(52,551)</u>	<u>(50,664)</u>
<b>TOTAL EQUITY</b>		<b><u>16,438,275</u></b>	<b><u>14,078,044</u></b>

---

Mr. Lau E Choon Alex  
Director

---

Mr. Ong Swee Heng  
Director

**CONSOLIDATED STATEMENT OF CHANGES IN EQUITY  
FOR THE YEAR ENDED 31 MAY 2022**

	Attributable to owners of the Company							Total
	Ordinary share capital	Share capital pending allotment (note 31)	Share premium	Share-based compensation reserve	Exchange fluctuation reserve	Accumulated losses	Non- controlling interests	
	S\$	S\$	S\$	S\$	S\$	S\$	S\$	
<b>At 1 June 2020</b>	<b>20,756,598</b>	-	<b>(1,376,024)</b>	<b>688,754</b>	<b>51,157</b>	<b>(8,244,355)</b>	<b>(48,848)</b>	<b>11,827,282</b>
Profit/(loss) for the year	-	-	-	-	-	2,134,889	(1,816)	2,133,073
Other comprehensive income	-	-	-	-	(390)	-	-	(390)
Total comprehensive income	-	-	-	-	(390)	2,134,889	(1,816)	2,132,683
Ordinary shares repurchased and cancelled (note 31)	(111,421)	-	-	-	-	-	-	(111,421)
Exercise of share options (note 34)	-	229,500	-	(365,824)	-	365,824	-	229,500
<b>At 31 May 2021</b>	<b>20,645,177</b>	<b>229,500</b>	<b>(1,376,024)</b>	<b>322,930</b>	<b>50,767</b>	<b>(5,743,642)</b>	<b>(50,664)</b>	<b>14,078,044</b>
Profit/(loss) for the year	-	-	-	-	-	2,369,796	(1,887)	2,367,909
Other comprehensive income	-	-	-	-	(7,678)	-	-	(7,678)
Total comprehensive income	-	-	-	-	(7,678)	2,369,796	(1,887)	2,360,231
Issuance of ordinary shares	229,500	(229,500)	-	-	-	-	-	-
<b>At 31 May 2022</b>	<b>20,874,677</b>	-	<b>(1,376,024)</b>	<b>322,930</b>	<b>43,089</b>	<b>(3,373,846)</b>	<b>(52,551)</b>	<b>16,438,275</b>

**CONSOLIDATED STATEMENT OF CASH FLOWS  
FOR THE YEAR ENDED 31 MAY 2022**

	2022 S\$	2021 S\$
<b>Cash flows from operating activities</b>		
Profit before income tax	2,204,067	2,166,329
Adjustments for:		
Depreciation of property, plant and equipment	176,337	148,748
Depreciation of right-of-use assets	833,998	789,710
Amortisation of intangible assets	413,713	891,740
Interest expense on lease liabilities	60,938	66,871
Interest income	(35,039)	(2,308)
Government grants	(235,796)	(979,000)
(Reversal of provision)/provision for expected credit loss		
- Trade receivables and contract assets	(169,493)	299,219
- Other receivables	-	(67,846)
Write-off of inventories	-	12,288
Provision for obsolete inventories	3,011	166,077
Reversal of provision for warranty	(3,300)	(33,800)
(Reversal of provision)/provision for onerous contract	(7,034)	21,719
	<u>3,241,402</u>	<u>3,479,747</u>
<b>Operating cash flows before working capital changes</b>		
Decrease/(increase) in trade receivables	3,800,394	(1,480,942)
(Increase)/decrease in contract assets	(209,816)	430,899
Decrease/(increase) in other receivables, deposits and prepayments	171,970	(269,840)
Decrease in inventories	13,891	103,836
Increase in trade payables	794,135	989,737
Increase/(decrease) in contract liabilities	1,071,435	(41,846)
(Decrease)/increase in other payables and accruals	(603,003)	989,586
Effect of foreign exchange rate changes	3,534	11,199
	<u>8,283,942</u>	<u>4,212,376</u>
Net cash generated from operations	8,283,942	4,212,376
Income tax paid	(33,431)	(26,221)
	<u>8,250,511</u>	<u>4,186,155</u>
<b>Net cash generated from operating activities</b>		
<b>Cash flows from investing activities</b>		
Purchase of property, plant and equipment	(24,447)	(784,040)
Interest received	35,039	2,308
	<u>10,592</u>	<u>(781,732)</u>
<b>Net cash generated from/(used in) investing activities</b>		

**CONSOLIDATED STATEMENT OF CASH FLOWS  
FOR THE YEAR ENDED 31 MAY 2022**

	2022 S\$	2021 S\$
<b>Cash flows from financing activities</b>		
Receipts from government grants	235,796	852,136
Repayment of lease liabilities	(894,212)	(709,512)
Payment on repurchase of shares	-	(111,421)
	<u>                    </u>	<u>                    </u>
<b>Net cash (used in)/generated from financing activities</b>	<b>(658,416)</b>	<b>31,203</b>
<b>Net increase in cash and cash equivalents</b>	<b>7,602,687</b>	<b>3,435,626</b>
<b>Cash and cash equivalents at beginning of year</b>	<b>8,176,761</b>	<b>4,749,041</b>
Effect of foreign exchange rate changes	(8,524)	(7,906)
	<u>                    </u>	<u>                    </u>
<b>Cash and cash equivalents at end of year</b>	<b>15,770,924</b>	<b>8,176,761</b>
<b>Analysis of the balances of cash and cash equivalents</b>		
Bank balances and cash	<u>15,770,924</u>	<u>8,176,761</u>



## Notes to The Consolidated Financial Statements

### 1. GENERAL

Anacle Systems Limited (the “Company”) was incorporated as a limited private company in Singapore on 21 February 2006. On 25 November 2017, the Company was converted into a “public company limited by shares” under the Singapore Companies Act and the Company was renamed from Anacle Systems Pte. Ltd. to Anacle Systems Limited with immediate effect. The address of the Company’s registered office and principal place of business is 3 Fusionopolis Way, #14-21 Symbiosis, Singapore 138633.

The Company’s shares are listed on the Growth Enterprise Market (“GEM”) of The Stock Exchange of Hong Kong Limited (the “Stock Exchange”).

The principal activities of the Group are software development, provision of enterprise application software solutions and energy management solutions, and provision of support and maintenance services. The principal activities of its subsidiaries are set out in note 18 to the consolidated financial statements.

### 2. ADOPTION OF INTERNATIONAL FINANCIAL REPORTING STANDARDS (“IFRS”)

#### (a) Adoption of new/revised IFRSs – effective 1 June 2021

Amendments to IFRS 9, IAS 39, IFRS 7, IFRS 4 and IFRS 16	Interest Rate Benchmark Reform – Phase 2
Amendments to IFRS 16	Covid-19-Related Rent Concessions beyond 30 June 2021

None of these new or amended IFRSs has a material impact on the Group’s results and financial position for the current period. The Group has not early applied any new or amended IFRS that is not yet effective for the current accounting period.

#### (b) New/amended IFRSs that have been issued but are not yet effective

The following new or amended IFRSs, potentially relevant to the Group’s financial statements, have been issued, but are not effective and have not been early adopted by the Group. The Group’s current intention is to apply these changes on the date they become effective.

Amendments to IAS 1	Classification of Liabilities as Current or Non-current <sup>2</sup>
Amendments to IAS 16	Property, Plant and Equipment: Proceeds before Intended Use <sup>1</sup>
Amendments to IAS 37	Onerous Contracts - Cost of Fulfilling a Contract <sup>1</sup>
IFRS 17	Insurance Contracts and the related Amendments <sup>2</sup>
Amendments to IFRS 3	Reference to the Conceptual Framework <sup>1</sup>
Amendments to IAS 1 and IFRS Practice Statement 2	Disclosure of Accounting Policies <sup>2</sup>
Amendments to IAS 8	Definition of Accounting Estimates <sup>2</sup>
Amendments to IAS 12	Deferred Tax related to Assets and Liabilities arising from a Single Transaction <sup>2</sup>
Amendments to IFRS 10 and IAS 28	Sale or Contribution of Assets between an Investor and its Associate or Joint Venture <sup>3</sup>

## Notes to The Consolidated Financial Statements

### 2. ADOPTION OF INTERNATIONAL FINANCIAL REPORTING STANDARDS (“IFRS”) (Continued)

#### (b) New/amended IFRSs that have been issued but are not yet effective (Continued)

Amendments to IFRS Standards	Annual Improvements to IFRSs 2018-2020 <sup>1</sup>
------------------------------	---

<sup>1</sup> Effective for annual periods beginning on or after 1 January 2022

<sup>2</sup> Effective for annual periods beginning on or after 1 January 2023

<sup>3</sup> Effective for annual periods beginning on or after a date to be determined

#### Amendments to IAS 1, Classification of Liabilities as Current or Non-current

The amendments clarify that the classification of liabilities as current or non-current is based on rights that are in existence at the end of the reporting period, specify that classification is unaffected by expectations about whether an entity will exercise its right to defer settlement of a liability and explain that rights are in existence if covenants are complied with at the end of the reporting period. The amendments also introduce a definition of ‘settlement’ to make clear that settlement refers to the transfer to the counterparty of cash, equity instruments, other assets or services.

The directors of the Company do not anticipate that the application of the amendments and revision in the future will have a material impact on the consolidated financial statements

#### Amendments to IAS 16, Property, Plant and Equipment - Proceeds before Intended Use

The amendments prohibit deducting from the cost of an item of property, plant and equipment any proceeds from selling items produced while bringing that asset to the location and condition necessary for it to be capable of operating in the manner intended by management. Instead, the proceeds from selling such items, and the cost of producing those items, is recognised in profit or loss.

The directors of the Company do not anticipate that the application of the amendments and revision in the future will have a material impact on the consolidated financial statements.

#### Amendments to IAS 37, Onerous Contracts – Cost of Fulfilling a Contract

The amendments specify that the ‘cost of fulfilling’ a contract comprises the ‘costs that relate directly to the contract’. Costs that relate directly to a contract can either be incremental costs of fulfilling that contract (e.g. direct labour and materials) or an allocation of other costs that relate directly to fulfilling contracts (e.g. the allocation of the depreciation charge for an item of property, plant and equipment used in fulfilling the contract).

The directors of the Company do not anticipate that the application of the amendments and revision in the future will have a material impact on the consolidated financial statements.

#### IFRS 17, Insurance Contracts and the related Amendments

The new standard establishes the principles for the recognition, measurement, presentation and disclosure of insurance contracts and supersedes IFRS 4, Insurance Contracts. The standard outlines a “General Model”, which is modified for insurance contracts with direct participation features, described as the “Variable Fee Approach”. The General Model is simplified if certain criteria are met by measuring the liability for remaining coverage using the Premium Allocation Approach.

The directors of the Company do not anticipate that the application of this standard in the future will have an impact on the consolidated financial statements.

## Notes to The Consolidated Financial Statements

### 2. ADOPTION OF INTERNATIONAL FINANCIAL REPORTING STANDARDS ("IFRS") (Continued)

#### (b) New/revised IFRSs that have been issued but are not yet effective (Continued)

##### Amendments to IFRS 3, Reference to the Conceptual Framework

The amendments update IFRS 3 so that it refers to the revised Conceptual Framework for Financial Reporting 2018 instead of the version issued in 2010. The amendments add to IFRS 3 a requirement that, for obligations within the scope of IAS 37, an acquirer applies IAS 37 to determine whether at the acquisition date a present obligation exists as a result of past events. For a levy that would be within the scope of IFRIC 21 Levies, the acquirer applies IFRIC 21 to determine whether the obligating event that gives rise to a liability to pay the levy has occurred by the acquisition date. The amendments also add an explicit statement that an acquirer does not recognise contingent assets acquired in a business combination.

The directors of the Company do not anticipate that the application of the amendments in the future will have an impact on the consolidated financial statements.

##### Amendments to IAS 1 and IFRS Practice Statement 2, Disclosure of Accounting Policies

The key amendments to IAS 1 include (i) requiring companies to disclose their material accounting policies rather than their significant accounting policies; (ii) clarifying that accounting policies related to immaterial transactions, other events or conditions are themselves immaterial and as such need not be disclosed; and (iii) clarifying that not all accounting policies that relate to material transactions, other events or conditions are themselves material to a company's financial statements.

The directors of the Company do not anticipate that the application of the amendments in the future will have an impact on the consolidated financial statements.

##### Amendments to IAS 8, Definition of Accounting Estimates

The amendments introduce a new definition for accounting estimates: clarifying that they are monetary amounts in the financial statements that are subject to measurement uncertainty.

The amendments also clarify the relationship between accounting policies and accounting estimates by specifying that a company develops an accounting estimate to achieve the objective set out by an accounting policy.

The directors of the Company do not anticipate that the application of the amendments in the future will have an impact on the consolidated financial statements.

##### Amendments to IAS 12, Deferred Tax Related to Assets and Liabilities arising from a Single Transaction

The amendments narrow the scope of the recognition exemption so that it no longer applies to transactions that, on initial recognition, give rise to equal taxable and deductible temporary differences.

The directors of the Company do not anticipate that the application of the amendments in the future will have an impact on the consolidated financial statements.

## Notes to The Consolidated Financial Statements

### 2. ADOPTION OF INTERNATIONAL FINANCIAL REPORTING STANDARDS ("IFRS") (Continued)

#### (b) New/revised IFRSs that have been issued but are not yet effective (Continued)

##### Amendments to IFRS 10 and IAS 28, Sale or Contribution of Assets between an Investor and its Associate or Joint Venture

The amendments clarify with situations where there is a sale or contribution of assets between an investor and its associate or joint venture. When the transaction with an associate or joint venture that is accounted for using the equity method, any gains or losses resulting from the loss of control of a subsidiary that does not contain a business are recognised in the profit or loss only to the extent of the unrelated investors' interests in that associate or joint venture. Similarly, any gains or losses resulting from the remeasurement of retained interest in any former subsidiary (that has become an associate or a joint venture) to fair value are recognised in the profit or loss only to the extent of the unrelated investors' interests in the new associate or joint venture.

The directors of the Company do not anticipate that the application of the amendments in the future will have an impact on the consolidated financial statements.

##### Annual Improvements to IFRSs 2018-2020

The annual improvements amend a number of standards, including:

- IFRS 1, First-time Adoption of International Financial Reporting Standards, which permit a subsidiary that applies paragraph D16(a) of IFRS 1 to measure cumulative translation differences using the amounts reported by its parent, based on the parent's date of transition to IFRSs.
- IFRS 9, Financial Instruments, which clarify the fees included in the "10 per cent" test in paragraph B3.3.6 of IFRS 9 in assessing whether to derecognise a financial liability, explaining that only fees paid or received between the entity and the lender, including fees paid or received by either the entity or the lender on other's behalf are included.
- IFRS 16, Leases, which amend Illustrative Example 13 to remove the illustration of reimbursement of leasehold improvements by the lessor in order to resolve any potential confusion regarding the treatment of lease incentives that might arise because of how lease incentives are illustrated in that example.
- IAS 41, Agriculture, which remove the requirement to exclude taxation cash flows when measuring the fair value of a biological asset using a present value technique.

The directors of the Company do not anticipate that the application of the amendments in the future will have an impact on the consolidated financial statements.

## Notes to The Consolidated Financial Statements

### 3. BASIS OF PREPARATION

#### (a) Statement of compliance

The financial statements have been prepared in accordance with all applicable IFRSs, International Accounting Standards (“IASs”) and Interpretations (hereinafter collectively referred to as the “IFRSs”) and the disclosure requirements of the Hong Kong Companies Ordinance. In addition, the financial statements include applicable disclosures required by the Rules Governing the Listing of Securities on the Growth Enterprise Market of The Stock Exchange of Hong Kong Limited.

#### (b) Basis of measurement

The financial statements have been prepared under the historical cost basis.

#### (c) Functional and presentation currency

The financial statements are presented in Singapore dollars (“S\$”), which is the same as the functional currency of the Company.

### 4. SUMMARY OF SIGNIFICANT ACCOUNTING POLICIES

#### (a) Business combination and basis of consolidation

The consolidated financial statements comprise the financial statements of the Company and its subsidiaries (the “Group”). Inter-company transactions and balances between group companies together with unrealised profits are eliminated in full in preparing the consolidated financial statements. Unrealised losses are also eliminated unless the transaction provides evidence of impairment on the asset transferred, in which case the loss is recognised in profit or loss.

The results of subsidiaries acquired or disposed of during the period are included in the consolidated statement of comprehensive income from the dates of acquisition or up to the dates of disposal, as appropriate. Where necessary, adjustments are made to the financial statements of subsidiaries to bring their accounting policies into line with those used by other members of the Group.

The Group accounts for business combinations using the acquisition method when the acquired set of activities and assets meets the definition of a business and control is transferred to the Group. In determining whether a particular set of activities and assets is a business, the Group assesses whether the set of assets and activities acquired includes, at a minimum, an input and substantive processes and whether the acquired set has the ability to produce outputs.

The cost of an acquisition is measured at the aggregate of the acquisition-date fair value of assets transferred, liabilities incurred and equity interests issued by the Group, as the acquirer. The identifiable assets acquired and liabilities assumed are principally measured at acquisition-date fair value. The Group’s previously held equity interest in the acquiree is re-measured at acquisition-date fair value and the resulting gains or losses are recognised in profit or loss. The Group may elect, on a transaction-by-transaction basis, to measure the non-controlling interests that represent present ownership interests in the subsidiary either at fair value or at the proportionate share of the acquiree’s identifiable net assets. All other non-controlling interests are measured at fair value unless another measurement basis is required by IFRSs. Acquisition-related costs incurred are expensed unless they are incurred in issuing equity instruments in which case the costs are deducted from equity.

## Notes to The Consolidated Financial Statements

### 4. SUMMARY OF SIGNIFICANT ACCOUNTING POLICIES (Continued)

#### (a) Business combination and basis of consolidation (Continued)

Any contingent consideration to be transferred by the acquirer is recognised at acquisition-date fair value. Subsequent adjustments to consideration are recognised against goodwill only to the extent that they arise from new information obtained within the measurement period (a maximum of 12 months from the acquisition date) about the fair value at the acquisition date. All other subsequent adjustments to contingent consideration classified as an asset or a liability are recognised in profit or loss.

Subsequent to acquisition, the carrying amount of non-controlling interests that represent present ownership interests in the subsidiary is the amount of those interests at initial recognition plus such non-controlling interest's share of subsequent changes in equity. Non-controlling interests are presented in the consolidated statement of financial position within equity, separately from equity attributable to owners of the Company. Profit or loss and each component of other comprehensive income are attributed to the owners of the Company and to the non-controlling interests. Total comprehensive income is attributed to such non-controlling interests even if this results in those non-controlling interests having a deficit balance.

Changes in the Group's interests in subsidiaries that do not result in a loss of control are accounted for as equity transactions. The carrying amounts of the Group's interests and the non-controlling interests are adjusted to reflect the changes in their relative interests in the subsidiaries. Any difference between the amount by which the non-controlling interests are adjusted and the fair value of the consideration paid or received is recognised directly in equity and attributed to the owners of the Company.

When the Group loses control of a subsidiary, the profit or loss on disposal is calculated as the difference between (i) the aggregate of the fair value of the consideration received and the fair value of any retained interest and (ii) the previous carrying amount of the assets (including goodwill), and liabilities of the subsidiary and any non-controlling interest. Amounts previously recognised in other comprehensive income in relation to the subsidiary are accounted for on the same basis as would be required if the relevant assets or liabilities were disposed of.

#### (b) Subsidiaries

A subsidiary is an investee over which the Company is able to exercise control. The Company controls an investee if all three of the following elements are present: power over the investee; exposure, or rights to, variable returns from the investee; and the ability to use its power to affect those variable returns. Control is reassessed whenever facts and circumstances indicate that there may be a change in any of these elements of control.

In the Company's statement of financial position, investments in subsidiaries are stated at cost less impairment loss, if any. The results of subsidiaries are accounted for by the Company on the basis of dividend received and receivable.

## Notes to The Consolidated Financial Statements

### 4. SUMMARY OF SIGNIFICANT ACCOUNTING POLICIES (Continued)

#### (c) Associates

An associate is an entity over which the Group has significant influence and that is neither a subsidiary nor a joint arrangement. Significant influence is the power to participate in the financial and operating policy decisions of the investee but is not control or joint control over those policies.

Associates are accounted for using the equity method whereby they are initially recognised at cost and thereafter, their carrying amount are adjusted for the Group's share of the post-acquisition change in the associates' net assets except that losses in excess of the Group's interest in the associate are not recognised unless there is an obligation to make good those losses.

Profits and losses arising on transactions between the Group and its associates are recognised only to the extent of unrelated investors' interests in the associate. The investor's share in the associate's profits and losses resulting from these transactions are eliminated against the carrying value of the associate. Where unrealised losses provide evidence of impairment of the asset transferred, they are recognised immediately in profit or loss.

Any premium paid for an associate above the fair value of the Group's share of the identifiable assets, liabilities and contingent liabilities acquired is capitalised and included in the carrying amount of the associate. Any excess of the Group's share of the net fair value of the identifiable assets and liabilities over the cost of investment, after reassessment, is recognised immediately in profit or loss. Where there is objective evidence that the investment in an associate has been impaired, the carrying amount of the investment is tested for impairment in the same way as other non-financial assets.

The Group discontinues the use of the equity method from the date when the investment ceases to be an associate. When the Group retains an interest in the former associate and the retained interest is a financial asset, the Group measures the retained interest at fair value at that date and the fair value is regarded as its fair value on initial recognition in accordance with IFRS 9. The difference between the carrying amount of the associate at the date the equity method was discontinued, and the fair value of any retained interest and any proceeds from disposing a part interest in the associate is included in the determination of the gain or loss on disposal of the associate. In addition, all amounts previously recognised in other comprehensive income in relation to that associate are recognised on the same basis as would be required if that associate had directly disposed of the related assets or liabilities.

When the Group reduces its ownership interest in an associate but the Group continues to use the equity method, the Group reclassifies to profit or loss the proportion of the gain or loss that had previously been recognised in other comprehensive income relating to that reduction in ownership interest if that gain or loss would be reclassified to profit or loss on the disposal of the related assets or liabilities.

In the Company's statement of financial position, investments in associates are carried at cost less impairment losses, if any. The results of associates are accounted for by the Company on the basis of dividends received and receivable during the year.

## Notes to The Consolidated Financial Statements

### 4. SUMMARY OF SIGNIFICANT ACCOUNTING POLICIES (Continued)

#### (d) Property, plant and equipment

Property, plant and equipment are stated at cost less accumulated depreciation and accumulated impairment losses.

The cost of property, plant and equipment includes its purchase price and the costs directly attributable to the acquisition of the items.

Subsequent costs are included in the asset's carrying amount or recognised as a separate asset, as appropriate, only when it is probable that future economic benefits associated with the item will flow to the Group and the cost of the item can be measured reliably. The carrying amount of the replaced part is derecognised. All other repairs and maintenance are recognised as expense in profit or loss during the financial period in which they are incurred.

Property, plant and equipment are depreciated so as to write off their cost net of expected residual value over their estimated useful lives on a straight-line basis. The useful lives, residual value and depreciation method are reviewed, and adjusted if appropriate, at the end of each reporting period. The estimated useful lives are as follows:

Computers	3 years
Furniture and fixtures	3 years
Plant and equipment	10 years
Leasehold improvements	Over the lease term

Construction in progress is stated at cost less impairment losses. Cost comprises direct costs of construction as well as borrowing costs capitalized during the periods of construction and installation. Capitalisation of these costs ceases and the construction in progress is transferred to the appropriate class of property, plant and equipment when substantially all the activities necessary to prepare the assets for their intended use are completed. No depreciation is provided for in respect of construction in progress until it is completed and ready for its intended use.

An asset is written down immediately to its recoverable amount if its carrying amount is higher than the asset's estimated recoverable amount.

The gain or loss on disposal of an item of property, plant and equipment is the difference between the net sale proceeds and its carrying amount, and is recognised in profit or loss on disposal.



## Notes to The Consolidated Financial Statements

### 4. SUMMARY OF SIGNIFICANT ACCOUNTING POLICIES (Continued)

#### (e) Leases

##### *The Group as a lessee*

All leases are required to be capitalised in the statement of financial position as right-of-use assets and lease liabilities, but accounting policy choices exist for an entity to choose not to capitalise (i) leases which are short-term leases and/or (ii) leases for which the underlying asset is of low-value. The Group has elected not to recognise right-of-use assets and lease liabilities for low-value assets and leases for which at the commencement date have a lease term of less than 12 months. The lease payments associated with those leases have been expensed on straight-line basis over the lease term.

##### Right of use asset

The right-of-use asset is initially recognised at cost and would comprise:

- (i) the amount of the initial measurement of the lease liability (see below for the accounting policy to account for lease liability);
- (ii) any lease payments made at or before the commencement date, less any lease incentives received;
- (iii) any initial direct costs incurred by the lessee; and
- (iv) an estimate of costs to be incurred by the lessee in dismantling and removing the underlying asset to the condition required by the terms and conditions of the lease, unless those costs are incurred to produce inventories.

Except for right-of-use asset that meets the definition of an investment property or a class of property, plant and equipment to which the Group applies the revaluation model, the Group measures the right-of-use assets applying a cost model. Under the cost model, the Group measures the right-of-use asset at cost, less any accumulated depreciation and any impairment losses, and adjusted for any remeasurement of lease liability.

##### Lease liabilities

The lease liability is recognised at the present value of the lease payments that are not paid at the date of commencement of the lease. The lease payments are discounted using the interest rate implicit in the lease, if that rate can be readily determined. If that rate cannot be readily determined, the Group uses the lessee's incremental borrowing rate.

The following payments for the right-to-use the underlying asset during the lease term that are not paid at the commencement date of the lease are considered to be lease payments:

- (i) fixed lease payments less any lease incentives receivable;
- (ii) variable lease payments that depend on an index or a rate, initially measured using the index or rate as at commencement date;
- (iii) amounts expected to be payable by the lessee under residual value guarantees;
- (iv) exercise price of a purchase option, if the lessee is reasonably certain to exercise that option; and
- (v) payments of penalties for terminating the lease, if the lease term reflects the lessee exercising an option to terminate the lease.

## Notes to The Consolidated Financial Statements

### 4. SUMMARY OF SIGNIFICANT ACCOUNTING POLICIES (Continued)

#### (e) Leases (Continued)

##### *The Group as a lessee (Continued)*

##### Lease liabilities (Continued)

Subsequent to the commencement date, the Group measures the lease liability by:

- (i) increasing the carrying amount to reflect interest on the lease liability;
- (ii) reducing the carrying amount to reflect the lease payments made; and
- (iii) remeasuring the carrying amount to reflect any reassessment or lease modification, or to reflect revised in-substance fixed lease payments.

When the Group revises its estimate of the term of any lease (because, for example, it re-assesses the probability of a lessee extension or termination option being exercised), it adjusts the carrying amount of the lease liability to reflect the payments to make over the revised term, which are discounted using a revised discount rate. The carrying value of lease liabilities is similarly revised when the variable element of future lease payments dependent on a rate or index is revised, except the discount rate remains unchanged. In both cases, an equivalent adjustment is made to the carrying value of the right-of-use asset, with the revised carrying amount being amortised over the remaining (revised) lease term. If the carrying amount of the right-of-use asset is adjusted to zero, any further reduction is recognised in profit or loss.

When the Group renegotiates the contractual terms of a lease with the lessor, if the renegotiation results in one or more additional assets being leased for an amount commensurate with the standalone price for the additional rights-of-use obtained, the modification is accounted for as a separate lease, in all other cases, where the renegotiated increases the scope of the lease (whether that is an extension to the lease term, or one or more additional assets being leased), the lease liability is remeasured using the discount rate applicable on the modification date, with the right-of-use asset being adjusted by the same amount. With the exception to which the practical expedient for Covid-19-Related Rent Concessions applies (see note 2(a)), if the renegotiation results in a decrease in the scope of the lease, both the carrying amount of the lease liability and right-of-use asset are reduced by the same proportion to reflect the partial or full termination of the lease with any difference recognised in profit or loss. The lease liability is then further adjusted to ensure its carrying amount reflects the amount of the renegotiated payments over the renegotiated term, with the modified lease payments discounted at the rate applicable on the modification date and the right-of-use asset is adjusted by the same amount.

##### *The Group as a lessor*

Leases are classified as finance leases whenever the terms of the lease transfer substantially all the risks and rewards of ownership of the leased assets to the lessee. All other leases are classified as operating leases.

Rental income from operating leases is recognised in profit or loss on a straight-line basis over the term of the relevant lease. Initial direct costs incurred in negotiating and arranging an operating lease are added to the carrying amount of the leased asset and recognised as an expense on the straight-line basis over the lease term.

## Notes to The Consolidated Financial Statements

### 4. SUMMARY OF SIGNIFICANT ACCOUNTING POLICIES (Continued)

#### (e) Leases (Continued)

##### *The Group as a lessor (Continued)*

Any changes in the scope of the consideration for a lease that was not part of the original terms and conditions of the lease are accounted for as lease modifications. The Group accounts for a modification to an operating lease as a new lease from the effective date of the modification, recognising the remaining lease payments as income on either a straight-line basis or another systematic basis over the remaining lease term.

#### (f) Intangible assets (other than goodwill)

##### (i) Acquired intangible assets

Intangible assets acquired separately are initially recognised at cost. The cost of intangible assets acquired in a business combination is fair value at the date of acquisition. Subsequently, intangible assets with finite useful lives are carried at cost less accumulated amortisation and accumulated impairment losses.

The amortisation expense is recognised in profit or loss and included in cost of sales. The useful lives and amortisation method are reviewed, and adjusted if appropriate, at the end of each reporting period. Amortisation is provided on a straight-line basis over their useful lives as follows:

Simplicity	5 years
Simplicity GEMINI	5 years
Starlight	5-10 years
Starlight (Tesseract)	10 years
SpaceMonster	5 years
myBill.sg Portal	5 years

##### (ii) Internally generated intangible assets (research and development costs)

Expenditure on internally developed products is capitalised if it can be demonstrated that:

- it is technically feasible to develop the product for it to be sold;
- adequate resources are available to complete the development;
- there is an intention to complete and sell the product;
- the Group is able to sell the product;
- sale of the product will generate future economic benefits; and
- expenditure on the project can be measured reliably.

Capitalised development costs are amortised over the periods the Group expects to benefit from selling the products developed. The amortisation expense is recognised in profit or loss and included in cost of sales.

Development expenditure not satisfying the above criteria and expenditure on the research phase of internal projects are recognised in profit or loss as incurred.

## Notes to The Consolidated Financial Statements

### 4. SUMMARY OF SIGNIFICANT ACCOUNTING POLICIES (Continued)

#### (f) Intangible assets (other than goodwill) (Continued)

##### (iii) Impairment

Intangible assets with finite lives are tested for impairment when there is an indication that an asset may be impaired. Intangible assets with indefinite useful lives and intangible assets not yet available for use are tested for impairment annually, irrespective of whether there is any indication that they may be impaired. Intangible assets are tested for impairment by comparing their carrying amounts with their recoverable amounts (see note 4(o)).

If the recoverable amount of an asset is estimated to be less than its carrying amount, the carrying amount of the asset is reduced to its recoverable amount. An impairment loss is recognised as an expense immediately.

When an impairment loss subsequently reverses, the carrying amount of the asset is increased to the revised estimate of its recoverable amount; however, the carrying amount should not be increased above the lower of its recoverable amount and the carrying amount that would have resulted had no impairment loss been recognised for the asset in prior years. All reversals are recognised in the profit or loss immediately.

#### (g) Financial instruments

##### (i) Financial assets

A financial asset (unless it is a trade receivable without a significant financing component) is initially measured at fair value plus, for an item not at fair value through profit or loss ("FVTPL"), transaction costs that are directly attributable to its acquisition or issue. A trade receivable without a significant financing component is initially measured at the transaction price.

All regular way purchases and sales of financial assets are recognised on the trade date, that is, the date that the Group commits to purchase or sell the asset. Regular way purchases or sales are purchases or sales of financial assets that require delivery of assets within the period generally established by regulation or convention in the market place.

Financial assets with embedded derivatives are considered in their entirety when determining whether their cash flows are solely payment of principal and interest.

##### Debt instruments

Subsequent measurement of debt instruments depends on the Group's business model for managing the asset and the cash flow characteristics of the asset.

**Amortised cost:** Assets that are held for collection of contractual cash flows where those cash flows represent solely payments of principal and interest are measured at amortised cost. Financial assets at amortised cost are subsequently measured using the effective interest rate method. Interest income, foreign exchange gains and losses and impairment are recognised in profit or loss. Any gain on derecognition is recognised in profit or loss.

## Notes to The Consolidated Financial Statements

### 4. SUMMARY OF SIGNIFICANT ACCOUNTING POLICIES (Continued)

#### (g) Financial instruments (Continued)

##### (ii) Impairment loss on financial assets

The Group recognises loss allowances for expected credit losses (“ECLs”) on trade receivables, contract assets and other financial assets measured at amortised cost. The ECLs are measured on either of the following bases: (1) 12 months ECLs: these are the ECLs that result from possible default events within the 12 months after the reporting date; and (2) lifetime ECLs: these are ECLs that result from all possible default events over the expected life of a financial instrument. The maximum period considered when estimating ECLs is the maximum contractual period over which the Group is exposed to credit risk.

ECLs are a probability-weighted estimate of credit losses. Credit losses are measured as the difference between all contractual cash flows that are due to the Group in accordance with the contract and all the cash flows that the Group expects to receive. The shortfall is then discounted at an approximation to the assets’ original effective interest rate.

The Group measured loss allowances for trade receivables and contract assets using IFRS 9 simplified approach and has calculated ECLs based on lifetime ECLs. The Group has established a provision matrix that is based on the Group’s historical credit loss experience, adjusted for forward-looking factors specific to the debtors and the economic environment.

For other debt financial assets, the ECLs are based on the 12-months ECLs. However, when there has been a significant increase in credit risk since origination, the allowance will be based on the lifetime ECLs.

In assessing whether the credit risk of a financial instrument has increased significantly since initial recognition, the Group compares the risk of default occurring on the financial instrument assessed at the reporting date with that assessed at the date of initial recognition.

In making this reassessment, the Group considers that a default event occurs when (i) the borrower is unlikely to pay its credit obligations to the Group in full, without recourse by the Group to actions such as realising security (if any is held); or (ii) the financial asset is over 90 days past due. The Group considers both quantitative and qualitative information that is reasonable and supportable, including historical experience and forward-looking information that is available without undue cost or effort.

Depending on the nature of the financial instruments, the assessment of a significant increase in credit risk is performed on either an individual basis or a collective basis. When the assessment is performed on a collective basis, the financial instruments are grouped based on shared credit risk characteristics, such as past due status and credit risk ratings.

## Notes to The Consolidated Financial Statements

### 4. SUMMARY OF SIGNIFICANT ACCOUNTING POLICIES (Continued)

#### (g) Financial instruments (Continued)

##### (ii) Impairment loss on financial assets (Continued)

In particular, the following information is taken into account when assessing whether credit risk has increased significantly since initial recognition:

- failure to make payments of principal or interest on their contractually due dates;
- an actual or expected significant deterioration in a financial instrument's external or internal credit rating (if available);
- an actual or expected significant deterioration in the operating results of the debtor; and
- existing or forecast changes in the technological, market, economic or legal environment that have a significant adverse effect on the debtor's ability to meet its obligation to the Group.

The Group rebutted the presumption of significant increase in credit risk under ECL model for trade receivables and contract assets over 30 days past due based on the good repayment records for those customers and continuous business with the Group. Customers are assessed collectively based on provision matrix based on historical credit loss experience adjusted by forward looking estimates.

ECLs are remeasured at each reporting date to reflect changes in the financial instrument's credit risk since initial recognition. Any change in the ECL amount is recognised as an impairment gain or loss in profit or loss. The Group recognises an impairment gain or loss for all financial instruments with a corresponding adjustment to their carrying amount through a loss allowance account.

Interest income on credit-impaired financial assets is calculated based on the amortised cost (i.e. the gross carrying amount less loss allowance) of the financial asset. For non credit-impaired financial assets interest income is calculated based on the gross carrying amount.

#### Write-off policy

The gross carrying amount of a financial asset, lease receivable or contract asset is written off (either partially or in full) to the extent that there is no realistic prospect of recovery. This is generally the case when the group determines that the debtor does not have assets or sources of income that could generate sufficient cash flows to repay the amounts subject to the write-off. Subsequent recoveries of an asset that was previously written off are recognised as a reversal of impairment in profit or loss in the period in which the recovery occurs.

**Notes to The Consolidated Financial Statements****4. SUMMARY OF SIGNIFICANT ACCOUNTING POLICIES (Continued)****(g) Financial instruments (Continued)****(iii) Financial liabilities**

The Group classifies its financial liabilities, depending on the purpose for which the liabilities were incurred. Financial liabilities at fair value through profit or loss are initially measured at fair value and financial liabilities at amortised costs are initially measured at fair value, net of directly attributable costs incurred.

Financial liabilities at amortised cost

Financial liabilities at amortised cost including trade and other payables, amount due to a director and lease liabilities are subsequently measured at amortised cost, using the effective interest method. The related interest expense is recognised in profit or loss.

Gains or losses are recognised in profit or loss when the liabilities are derecognised as well as through the amortisation process.

**(iv) Effective interest method**

The effective interest method is a method of calculating the amortised cost of a financial asset or financial liability and of allocating interest income or interest expense over the relevant period. The effective interest rate is the rate that exactly discounts estimated future cash receipts or payments through the expected life of the financial asset or liability, or where appropriate, a shorter period.

**(v) Equity instruments**

Equity instruments issued by the Company are recorded at the proceeds received, net of direct issue costs.

**(vi) Derecognition**

The Group derecognises a financial asset when the contractual rights to the future cash flows in relation to the financial asset expire or when the financial asset has been transferred and the transfer meets the criteria for derecognition in accordance with IFRS 9.

Financial liabilities are derecognised when the obligation specified in the relevant contract is discharged, cancelled or expires.

Where the Group issues its own equity instruments to a creditor to settle a financial liability in whole or in part as a result of renegotiating the terms of that liability, the equity instruments issued are the consideration paid and are recognised initially and measured at their fair value on the date the financial liability or part thereof is extinguished. If the fair value of the equity instruments issued cannot be reliably measured, the equity instruments are measured to reflect the fair value of the financial liability extinguished. The difference between the carrying amount of the financial liability or part thereof extinguished and the consideration paid is recognised in profit or loss for the year.

## Notes to The Consolidated Financial Statements

### 4. SUMMARY OF SIGNIFICANT ACCOUNTING POLICIES (Continued)

#### (h) Inventories

Inventories are initially recognised at cost, and subsequently at the lower of cost and net realisable value. Cost comprises all costs of purchase, costs of conversion and other costs incurred in bringing the inventories to their present location and condition. Cost is calculated using the weighted average method. Net realisable value represents the estimated selling price in the ordinary course of business less the estimated costs of completion and the estimated costs necessary to make the sale.

#### (i) Revenue recognition

Revenue from contracts with customers is recognised when control of goods or services is transferred to the customers at an amount that reflects the consideration to which the Group expects to be entitled in exchange for those goods or services, excluding those amounts collected on behalf of third parties. Revenue excludes value added tax or other sales taxes and is after deduction of any trade discounts. For contracts where the period between the payment and the transfer of the promised goods or services is one year or less, the transaction price is not adjusted for the effects of a significant financing component using the practical expedient in IFRS 15.

Contract revenue from projects of provision of enterprise application software solutions and energy management solutions

The Group generates revenue from projects of provision of enterprise application software solutions and energy management solutions. The transaction price for the services are charged at a fixed contracted price. Invoices are issued according to contractual terms and are usually payable within 90 days.

Revenue for projects are recognised by reference to the stage of completion when this can be measured reliably. The stage of completion is determined by reference to the work done at the end of reporting period as a percentage of total estimated work. Foreseeable losses from contracts are fully provided for when they are identified. The revenue is recognised over time as the Group's activities create or enhance an asset under the customer's control.

Contract balances relating to system integration contracts in progress were presented in the statement of financial position under "contract assets" or "contract liabilities" respectively. Details please refer to note 4(j).

Revenue from rendering of services including maintenance

Revenues are recognised over time as the benefits are received and consumed simultaneously by the customer. The services are charged at a fixed rate with no significant variable consideration. The Group recognises revenue in the amount to which the entity has the right to invoice, which is representative to the value being delivered. Invoices for maintenance services are issued on a monthly basis and are usually payable within 30 days. No significant financial component existed.

Revenue from sales of hardware

Sales of hardware are recognised when the customer takes possession of and accepts the products. This is usually taken as the time when the goods are delivered and the customer has accepted the goods, and there is no unfulfilled obligation that could affect the customer's acceptance of the products. There is generally only one performance obligation. Invoices are issued when the customer takes possession of and accepts the products and are usually payable within 30 days from the date of billing. No significant financial component existed. The transaction price is determined based on a stand-alone selling price specified in the contracts for sales of hardware.



## Notes to The Consolidated Financial Statements

### 4. SUMMARY OF SIGNIFICANT ACCOUNTING POLICIES (Continued)

#### (i) Revenue recognition (Continued)

##### Subscription income

Revenues are recognised over time as the benefits are received and consumed simultaneously by the customer. The services are charged at a fixed rate with no significant variable consideration. The Group recognises revenue in the amount to which the entity has the right to invoice, which is representative to the value being delivered.

##### Rental income

Rental income from leasing of hardware is recognised on a straight-line basis over the term of the relevant lease.

##### Interest income

Interest income is recognised as it accrues under the effective interest method using the rate that exactly discounts estimated future cash receipts through the expected life of the financial asset to the gross carrying amount of the financial asset. For financial assets measured at amortised cost that are not credit-impaired, the effective interest rate is applied to the gross carrying amount of the asset.

#### (j) Contract assets and contract liabilities

A contract asset is the right to consideration in exchange for goods or services transferred to the customer. If the Group performs by transferring goods or services to a customer before the customer pays consideration or before payment is due, a contract asset is recognised for the earned consideration that is conditional.

A contract liability is the obligation to transfer goods or services to a customer for which the Group has received a consideration (or an amount of consideration that is due) from the customer. If a customer pays the consideration before the Group transfers goods or services to the customer, a contract liability is recognised when the payment is made or the payment is due (whichever is earlier). Contract liabilities are recognised as revenue when the Group performs under the contract.

##### Contract costs

Other than the costs which are capitalised as inventories, property, plant and equipment and intangible assets, costs incurred to fulfil a contract with a customer are capitalised as an asset if all of the following criteria are met

- (a) The costs relate directly to a contract or to an anticipated contract that the entity can specifically identify.
- (b) The costs generate or enhance resources of the entity that will be used in satisfying (or in continuing to satisfy) performance obligations in the future.
- (c) The costs are expected to be recovered.

The capitalised contract costs are amortised and charged to the statement of profit or loss on a systematic basis that is consistent with the pattern of the revenue to which the asset related is recognised. Other contract costs are expensed as incurred.

## Notes to The Consolidated Financial Statements

### 4. SUMMARY OF SIGNIFICANT ACCOUNTING POLICIES (Continued)

#### (k) Income taxes

Income taxes for the period comprise current tax and deferred tax.

Current tax is based on the profit or loss from ordinary activities adjusted for items that are non-assessable or disallowable for income tax purposes and is calculated using tax rates that have been enacted or substantively enacted at the end of reporting period.

Deferred tax is recognised in respect of temporary differences between the carrying amounts of assets and liabilities for financial reporting purposes and the corresponding amounts used for tax purposes. Except for goodwill and recognised assets and liabilities that affect neither accounting nor taxable profits, deferred tax liabilities are recognised for all taxable temporary differences. Deferred tax assets are recognised to the extent that it is probable that taxable profits will be available against which deductible temporary differences can be utilised. Deferred tax is measured at the tax rates appropriate to the expected manner in which the carrying amount of the asset or liability is realised or settled and that have been enacted or substantively enacted at the end of reporting period.

Deferred tax liabilities are recognised for taxable temporary differences arising on investments in subsidiaries, associates and jointly controlled entities, except where the Group is able to control the reversal of the temporary difference and it is probable that the temporary difference will not reverse in the foreseeable future.

Income taxes are recognised in profit or loss except when they relate to items recognised in other comprehensive income in which case the taxes are also recognised in other comprehensive income or when they relate to items recognised directly in equity in which case the taxes are also recognised directly in equity.

The carrying amount of a deferred tax asset is reviewed at the end of each reporting period and is reduced to the extent that it is no longer probable that sufficient taxable profits will be available to allow the related tax benefit to be utilised. Any such reduction is reversed to the extent that it becomes probable that sufficient taxable profits will be available.

The Group presents deferred tax assets and deferred tax liabilities in net if, and only if, (a) the Group has a legally enforceable right to set off current tax assets against current tax liabilities; and (b) the deferred tax assets and the deferred tax liabilities relate to income taxes levied by the same taxation authority on either (i) the same taxable entity; or (ii) different taxable entities which intend either to settle current tax liabilities and assets on a net basis, or to realise the assets and settle the liabilities simultaneously, in each future period in which significant amounts of deferred tax liabilities or assets are expected to be settled or recovered.

#### (l) Foreign currencies

Transactions entered into by group entities in currencies other than the currency of the primary economic environment in which they operate (the "functional currency") are recorded at the rates ruling when the transactions occur. Foreign currency monetary assets and liabilities are translated at the rates ruling at the end of reporting period. Non-monetary items carried at fair value that are denominated in foreign currencies are retranslated at the rates prevailing on the date when the fair value was determined. Non-monetary items that are measured in terms of historical cost in a foreign currency are not retranslated.

**Notes to The Consolidated Financial Statements****4. SUMMARY OF SIGNIFICANT ACCOUNTING POLICIES (Continued)****(l) Foreign currencies (Continued)**

Exchange differences arising on the settlement of monetary items, and on the translation of monetary items, are recognised in profit or loss in the period in which they arise. Exchange differences arising on the retranslation of non-monetary items carried at fair value are included in profit or loss for the period except for differences arising on the retranslation of non-monetary items in respect of which gains and losses are recognised in other comprehensive income, in which case, the exchange differences are also recognised in other comprehensive income.

On consolidation, income and expense items of foreign operations are translated into the presentation currency of the Group (i.e. Singapore dollars) at the average exchange rates for the year, unless exchange rates fluctuate significantly during the period, in which case, the rates approximating to those ruling when the transactions took place are used. All assets and liabilities of foreign operations are translated at the rate ruling at the end of reporting period. Exchange differences arising, if any, are recognised in other comprehensive income and accumulated in equity as exchange fluctuation reserve (attributed to non-controlling interests as appropriate). Exchange differences recognised in profit or loss of group entities' separate financial statements on the translation of long-term monetary items forming part of the Group's net investment in the foreign operation concerned are reclassified to other comprehensive income and accumulated in equity as exchange fluctuation reserve.

On disposal of a foreign operation, the cumulative exchange differences recognised in the exchange fluctuation reserve relating to that operation up to the date of disposal are reclassified to profit or loss as part of the profit or loss on disposal.

**(m) Employee benefits****(i) Short term employee benefits**

Short term employee benefits are employee benefits (other than termination benefits) that are expected to be settled wholly before twelve months after the end of the annual reporting period in which the employees render the related service. Short term employee benefits are recognised in the year when the employees render the related service.

**(ii) Defined contribution retirement plan**

Contributions to defined contribution retirement plans are recognised as an expense in profit or loss when the services are rendered by the employees.

The Group participates in the national pension schemes as defined by the laws of the countries in which it has operations. In particular, the Company makes mandatory contributions to the Central Provident Fund in Singapore, a defined contribution scheme with individualised accounts fully-funded by both workers and employers.

## Notes to The Consolidated Financial Statements

### 4. SUMMARY OF SIGNIFICANT ACCOUNTING POLICIES (Continued)

#### (n) Share-based payments

Where share options are awarded to employees and others providing similar services, the fair value of the services received is measured by reference to the fair value of the options at the date of grant. Such fair value is recognised in profit or loss over the vesting period with a corresponding increase in the share-based compensation reserve within equity. Non-market vesting conditions are taken into account by adjusting the number of equity instruments expected to vest at the end of each reporting period so that, ultimately, the cumulative amount recognised over the vesting period is based on the number of options that eventually vest. Market vesting conditions are factored into the fair value of the options granted. As long as all non-market vesting conditions are satisfied, a charge is made irrespective of whether the market vesting conditions are satisfied. The cumulative expense is not adjusted for failure to achieve a market vesting condition.

Where the terms and conditions of options are modified before they vest, the increase in the fair value of the options, measured immediately before and after the modification, is also recognised in profit or loss over the remaining vesting period.

Where equity instruments are granted to persons other than employees and others providing similar services, the fair value of goods or services received is recognised in profit or loss unless the goods or services qualify for recognition as assets. A corresponding increase in equity is recognised. For cash-settled share based payments, a liability is recognised at the fair value of the goods or services received.

#### (o) Impairment of assets (other than financial assets)

At the end of each reporting period, the Group reviews the carrying amounts of the following assets to determine whether there is any indication that those assets have suffered an impairment loss or an impairment loss previously recognised no longer exists or may have decreased:

- Property, plant and equipment;
- Right-of-use assets;
- Intangible assets;
- Investments in subsidiaries; and
- Interests in associates

If the recoverable amount (i.e. the greater of the fair value less costs of disposal and value in use) of an asset is estimated to be less than its carrying amount, the carrying amount of the asset is reduced to its recoverable amount. An impairment loss is recognised as an expense immediately.

Where an impairment loss subsequently reverses, the carrying amount of the asset is increased to the revised estimate of its recoverable amount, to the extent that the increased carrying amount does not exceed the carrying amount that would have been determined had no impairment loss been recognised for the asset in prior years. A reversal of an impairment loss is recognised in profit or loss immediately.

Value in use is based on the estimated future cash flows expected to be derived from the asset or cash generating unit, discounted to their present value using a pre-tax discount rate that reflects current market assessments of the time value of money and the risks specific to the asset or cash generating unit.

**Notes to The Consolidated Financial Statements****4. SUMMARY OF SIGNIFICANT ACCOUNTING POLICIES (Continued)****(p) Government grants**

Government grants are recognised when there is reasonable assurance that they will be received and that the Group will comply with the conditions attaching to them. Grants that compensate the Group for expenses incurred are recognised as other revenue in profit or loss on a systematic basis in the same periods in which the expenses are incurred. Grants that compensate the Group for the cost of an asset are recognised as deferred government grants and consequently are effectively recognised in profit or loss over the useful life of the asset.

**(q) Provisions and contingent liabilities**

Provisions are recognised for liabilities of uncertain timing or amount when the Group has a legal or constructive obligation arising as a result of a past event, which it is probable will result in an outflow of economic benefits that can be reliably estimated.

Where it is not probable that an outflow of economic benefits will be required, or the amount cannot be estimated reliably, the obligation is disclosed as a contingent liability, unless the probability of outflow of economic benefits is remote. Possible obligations, the existence of which will only be confirmed by the occurrence or non-occurrence of one or more future events, are also disclosed as contingent liabilities unless the probability of outflow of economic benefits is remote.

**(r) Related parties**

(a) A person or a close member of that person's family is related to the Group if that person:

- (i) has control or joint control over the Group;
- (ii) has significant influence over the Group; or
- (iii) is a member of key management personnel of the Group or the Company's parent.

(b) An entity is related to the Group if any of the following conditions apply:

- (i) the entity and the Group are members of the same group (which means that each parent, subsidiary and fellow subsidiary is related to the others).
- (ii) one entity is an associate or joint venture of the other entity (or an associate or joint venture of a member of a group of which the other entity is a member).
- (iii) both entities are joint ventures of the same third party.
- (iv) one entity is a joint venture of a third entity and the other entity is an associate of the third entity.
- (v) the entity is a post-employment benefit plan for the benefit of the employees of the Group or an entity related to the Group.
- (vi) the entity is controlled or jointly controlled by a person identified in (a).
- (vii) a person identified in (a)(i) has significant influence over the entity or is a member of key management personnel of the entity (or of a parent of the entity).
- (viii) the entity, or any member of a group of which it is a part, provides key management personnel services to the Group or to the parent of the Company.

## Notes to The Consolidated Financial Statements

### 4. SUMMARY OF SIGNIFICANT ACCOUNTING POLICIES (Continued)

#### (r) Related parties (Continued)

Close members of the family of a person are those family members who may be expected to influence, or be influenced by, that person in their dealings with the entity and include:

- (i) that person's children and spouse or domestic partner;
- (ii) children of that person's spouse or domestic partner; and
- (iii) dependents of that person or that person's spouse or domestic partner.

### 5. CRITICAL ACCOUNTING JUDGMENTS AND KEY SOURCES OF ESTIMATION UNCERTAINTY

In the application of the Group's accounting policies, the directors are required to make judgments, estimates and assumptions about the carrying amounts of assets and liabilities that are not readily apparent from other sources. The estimates and associated assumptions are based on historical experience and other factors that are considered to be relevant. Actual results differ from these estimates.

The estimates and underlying assumptions are reviewed on an ongoing basis. Revisions to accounting estimates are recognised in the period in which the estimate is revised if the revision affects only that period, or in the period of the revision and future periods if the revision affects both current and future periods.

#### Critical judgement in applying accounting policies

The following is the critical judgement, apart from those involving estimations (see below), that the directors have made in the process of applying the Group's accounting policies and that have the most significant effect on the amounts recognised and disclosures made in the consolidated financial statements.

- (i) Revenue recognition of contract revenue from projects of provision of enterprise application software solutions and energy management solutions

The Group recognises revenue from provision of enterprise application software solutions and energy management solutions over time by measuring the progress towards complete satisfaction of the relevant performance obligation. The progress is determined based on the Group's efforts or inputs to the satisfaction of a performance obligation relative to the total expected inputs to the satisfaction of that performance obligation by reference to the proportion of the actual costs incurred relative to the total expected contract costs, that best depict the Group's performance in creating or enhancing an asset under the customer's control. Notwithstanding that the management reviews and revises the estimates of total cost incurred and expected to be incurred for each individual project as the contract progresses, the actual outcome of the contract in terms of its total revenue and costs may be higher or lower than the estimates and this will affect the revenue and profit recognised.

## Notes to The Consolidated Financial Statements

### 5. CRITICAL ACCOUNTING JUDGMENTS AND KEY SOURCES OF ESTIMATION UNCERTAINTY (Continued)

#### Critical judgement in applying accounting policies (Continued)

##### (ii) Determining the lease term

The lease liability is initially recognised at the present value of the lease payments payable over the lease term. In determining the lease term at the commencement date for leases that include renewal options exercisable by the Group, the Group evaluates the likelihood of exercising the renewal options taking into account all relevant facts and circumstances that create an economic incentive for the Group to exercise the option, including favourable terms, leasehold improvements undertaken and the importance of that underlying asset to the Group's operation. The lease term is reassessed when there is a significant event or significant change in circumstance that is within the Group's control. Any increase or decrease in the lease term would affect the amount of lease liabilities and right-of-use assets recognised in future years.

#### Key sources of estimation uncertainty

In addition to information disclosed elsewhere in these financial statements, other key sources of estimation uncertainty that have significant risks of resulting in material adjustments to the carrying amounts of assets and liabilities within next financial year are as follows:

##### (i) Useful lives and impairment of intangible assets

The useful lives of intangible assets are estimated based on historical experience, which include actual useful lives of similar assets and changes on technology. The Group reviews the estimated useful lives of intangible assets at the end of each reporting period. Management is satisfied that there is no change in the estimated useful lives of the intangible assets from prior years.

At the end of the reporting period, the Group reviews the carrying amounts of its intangible assets to determine whether there is any indication that those assets have suffered an impairment loss. If any such indication exists, the recoverable amount of the asset is estimated in order to determine the extent of the impairment loss, if any. If the recoverable amount of an intangible asset is estimated to be less than its carrying amount, the carrying amount of the asset is reduced to its recoverable amount. An impairment loss is recognised as an expense immediately. The management is satisfied that no impairment loss is required to be recognised during the period.

##### (ii) Recoverability of contract assets for contracted enterprise application software solutions and energy management solutions services

The Group works on projects of provision of enterprise application software solutions and energy management solutions to customers before the customers pay consideration or before payments are due, contract assets are recognised for the earned considerations that are conditional. Contract assets are stated at cost less impairment. In assessing the recoverability of the contract assets, the Group regularly reviews and, where appropriate, adjusts the financial budget of each construction work based on work progress and latest available information (including correspondence with contract customers), and estimates the amount of foreseeable losses or attributable profits of each construction contract. When it is probable that total contract costs will exceed total contract revenue which indicates an impairment, the expected loss is recognised as an expense immediately. Management also considered forward-looking information that may impact the customers' ability to repay the outstanding balances in order to estimate the expected credit losses for the impairment assessment.

## Notes to The Consolidated Financial Statements

### 5. CRITICAL ACCOUNTING JUDGMENTS AND KEY SOURCES OF ESTIMATION UNCERTAINTY (Continued)

#### Key sources of estimation uncertainty (Continued)

- (ii) Recoverability of contract assets for contracted enterprise application software solutions and energy management solutions services (Continued)

As at 31 May 2022, the Group recognised contract assets of S\$482,280 (2021: S\$273,303). The recoverability assessment of these contract assets involves significant estimations and judgements made by management when management prepares financial budgets of each construction work.

- (iii) Impairment assessment of trade receivables

As at 31 May 2022, the Group recorded gross trade receivables of S\$3,973,391 (2021: S\$7,901,177), before impairment provision of trade receivables of S\$92,751 (2021: S\$389,279). In general, the credit terms granted by the Group to the customers generally ranged from zero to three months. Management performed periodic assessment on the recoverability of the trade receivables and the sufficiency of provision for impairment based on information including credit profile of different customers, ageing of the trade receivables, historical settlement records, subsequent settlement status, expected timing and amount of realisation of outstanding balances, and on-going trading relationships with the relevant customers. Management also considered forward-looking information that may impact the customers' ability to repay the outstanding balances in order to estimate the expected credit losses for the impairment assessment.

### 6. SEGMENT REPORTING

The Group determines its operating segments based on the reports reviewed by the chief operating decision-maker that are used to make strategy decisions.

The Group has three reportable segments. The segments are managed separately as each business offers different products and services and requires different business strategies. The following summary describes the operations in each of the Group's reportable segments:

- Simplicity and myBill – a package of enterprise application software solutions which provides specific solutions for enterprise asset management, shared resources management, tenancy management, financial management, supply chain management, customer relationship management and billing management;
- Starlight - a one-stop cloud-based energy management solutions which provides all-time access to the energy profiles of buildings, including information such as energy consumption, power quality, energy analytics and carbon footprint profiles; and
- SpaceMonster - an online venue booking platform.

Inter-segment transactions, if any, are priced with reference to prices charged to external parties for similar order. Central revenue and expenses are not allocated to the operating segments as they are not included in the measure of the segments' profit that is used by the chief operating decision-maker for assessment of segment performance.



## Notes to The Consolidated Financial Statements

## 6. SEGMENT REPORTING (Continued)

## (a) Business segments

	<u>Simplicity and myBill</u>		<u>Starlight</u>		<u>SpaceMonster</u>		<u>Total</u>	
	2022 S\$	2021 S\$	2022 S\$	2021 S\$	2022 S\$	2021 S\$	2022 S\$	2021 S\$
Revenue from external customers	21,883,547	20,131,839	962,488	1,698,505	394,166	334,577	23,240,201	22,164,921
Gross profit	8,820,585	7,879,577	316,976	814,628	383,971	328,615	9,521,532	9,022,820
Reportable segment profit/(loss) before income tax	7,651,455	6,587,380	(680,744)	(456,698)	379,341	328,461	7,350,052	6,459,143
Depreciation and amortisation	446,029	918,027	13,140	16,230	-	-	459,169	934,257
Provision for obsolete inventories	-	-	3,011	166,077	-	-	3,011	166,077
Write-off of inventories	-	-	-	12,288	-	-	-	12,288
(Reversal of provision)/ provision for expected credit loss – trade receivables and contract assets	(151,396)	236,876	(18,127)	62,189	30	154	(169,493)	299,219
Reversal of provision – other receivables	-	-	-	(67,846)	-	-	-	(67,846)
Reportable segment assets	4,717,364	8,210,297	1,180,989	1,582,352	43,566	37,782	5,941,919	9,830,431
Additions to non-current assets	19,247	85,648	5,200	12,043	-	-	24,447	97,691
Reportable segment liabilities	4,275,736	2,646,118	224,509	254,082	-	-	4,500,245	2,900,200

## Notes to The Consolidated Financial Statements

### 6. SEGMENT REPORTING (Continued)

#### (b) Reconciliation of reportable segment profit or loss, assets and liabilities

	2022 S\$	2021 S\$
<b>Profit before income tax</b>		
Reportable segment profit	7,350,052	6,459,143
Other revenue	274,855	919,782
Other gains and losses	(3,454)	(31,856)
Finance costs	(60,938)	(66,871)
Unallocated expenses:		
- Staff costs	(3,488,753)	(3,262,432)
- Rental expenses	(4,920)	(4,326)
- Auditor's remuneration	(138,850)	(138,848)
- Legal and professional fee	(194,382)	(213,424)
- Depreciation	(130,881)	(106,231)
- Depreciation of right-of-use assets	(833,998)	(789,710)
- Others	(564,664)	(598,898)
Consolidated profit before income tax	<u>2,204,067</u>	<u>2,166,329</u>
	<b>2022 S\$</b>	<b>2021 S\$</b>
<b>Assets</b>		
Reportable segment assets	5,941,919	9,830,431
Bank balances and cash	15,770,924	8,176,761
Right-of-use assets	3,612,984	4,182,255
Property, plant and equipment	495,622	621,376
Unallocated corporate assets	427,184	413,381
Consolidated total assets	<u>26,248,633</u>	<u>23,224,204</u>
	<b>2022 S\$</b>	<b>2021 S\$</b>
<b>Liabilities</b>		
Reportable segment liabilities	4,500,245	2,900,200
Other payables and accruals	1,524,984	1,862,521
Lease liabilities	3,710,765	4,279,387
Unallocated corporate liabilities	74,364	104,052
Consolidated total liabilities	<u>9,810,358</u>	<u>9,146,160</u>

## Notes to The Consolidated Financial Statements

## 6. SEGMENT REPORTING (Continued)

## (c) Disaggregation of revenue

In the following table, revenue is disaggregated by timing of recognition and primary geographical market as below:

	Simplicity and myBill		Starlight		SpaceMonster		Total	
	2022 S\$	2021 S\$	2022 S\$	2021 S\$	2022 S\$	2021 S\$	2022 S\$	2021 S\$
<b>Timing of revenue recognition</b>								
<b>Transferred over time</b>								
- Project revenue	16,206,497	14,473,790	590,502	1,236,772	-	-	16,796,999	15,710,562
- Maintenance services	4,627,289	3,967,219	169,693	320,160	406	917	4,797,388	4,288,296
- Subscription	899,601	1,499,600	14,886	-	393,760	333,660	1,308,247	1,833,260
<b>Recognised at a point in time</b>								
- Sale of equipment	150,160	191,230	131,217	82,548	-	-	281,377	273,778
<b>Other sources</b>								
- Lease of equipment	-	-	56,190	59,025	-	-	56,190	59,025
	<u>21,883,547</u>	<u>20,131,839</u>	<u>962,488</u>	<u>1,698,505</u>	<u>394,166</u>	<u>334,577</u>	<u>23,240,201</u>	<u>22,164,921</u>
<b>Primary geographical markets</b>								
Singapore	17,982,701	19,440,760	889,415	1,541,159	394,166	334,577	19,266,282	21,316,496
Malaysia	15,092	13,723	62,579	148,281	-	-	77,671	162,004
Thailand	3,482,354	-	-	-	-	-	3,482,354	-
People's Republic of China (the "PRC")	116,881	116,715	-	-	-	-	116,881	116,715
Others	286,519	560,641	10,494	9,065	-	-	297,013	569,706
	<u>21,883,547</u>	<u>20,131,839</u>	<u>962,488</u>	<u>1,698,505</u>	<u>394,166</u>	<u>334,577</u>	<u>23,240,201</u>	<u>22,164,921</u>

## (d) Geographical information

The following table provides an analysis of the Group's non-current assets other than financial instruments and deferred tax assets ("Specified non-current assets"):

	2022 S\$	2021 S\$
<b>Specified non-current assets</b>		
Singapore	4,328,635	5,655,111
India	314,104	124,209
	<u>4,642,739</u>	<u>5,779,320</u>

## Notes to The Consolidated Financial Statements

### 6. SEGMENT REPORTING (Continued)

#### (e) Information about major customers

Revenue from the Group's major customers, each of them accounted for 10% or more of the Group's revenue, are set out below:

	2022 S\$	2021 S\$
Customer A	7,526,911	9,133,833
Customer B	3,356,983	N/A <sup>1</sup>
Customer C	2,371,977	2,566,376

<sup>1</sup> The corresponding revenue did not contribute over 10% of the total revenue of the Group in the respective year.

### 7. OTHER REVENUE

	2022 S\$	2021 S\$
Government grants (note)	235,796	979,000
Interest income	35,039	2,308
Others	4,429	8,497
	<u>275,264</u>	<u>989,805</u>

Note:

The government grants included a balance of S\$Nil (2021: S\$779,048) represented grant received under Jobs Support Scheme ("JSS") from the Singapore government. For details, please refer to note 27.

### 8. OTHER GAINS AND (LOSSES)

	2022 S\$	2021 S\$
Provision for obsolete inventories	(3,011)	(166,077)
Net exchange losses	(3,454)	(31,856)
Write-off of inventories	-	(12,288)
Reversal of provision/(provision) for expected credit loss		
- Trade receivables and contract assets	169,493	(299,219)
- Other receivables	-	67,846
	<u>163,028</u>	<u>(441,594)</u>

## Notes to The Consolidated Financial Statements

## 9. FINANCE COSTS

	2022 S\$	2021 S\$
Interest on lease liabilities	<u>60,938</u>	<u>66,871</u>

## 10. PROFIT BEFORE INCOME TAX

	2022 S\$	2021 S\$
Profit before income tax is arrived after charging/(crediting):		
Staff costs (including directors' emoluments (note 11))		
Salaries and allowances	11,385,187	9,920,097
Contributions on defined contribution retirement plans	<u>1,040,539</u>	<u>833,026</u>
	<u>12,425,726</u>	<u>10,753,123</u>
Auditor's remuneration	138,850	138,848
Depreciation of property, plant and equipment	176,337	148,748
Depreciation of right-of-use assets	833,998	789,710
Amortisation of intangible assets	413,713	891,740
(Reversal of provision)/provision for expected credit loss	(169,493)	231,373
Write-off of inventories	-	12,288
Provision for obsolete inventories	<u>3,011</u>	<u>166,077</u>

## Notes to The Consolidated Financial Statements

### 11. DIRECTORS' EMOLUMENTS

Directors' emoluments are disclosed as follows:

2022	Directors' fees	Basic remuneration, allowances and benefits in kind	Contribution on defined contribution retirement plans	Total
	S\$	S\$	S\$	S\$
<b>Executive Directors</b>				
Mr. Lau E Choon Alex	-	318,000	17,340	335,340
Mr. Ong Swee Heng	-	288,000	17,340	305,340
<b>Non-executive Directors</b>				
Prof. Wong Poh Kam	25,000	-	-	25,000
Dr. Chong Yoke Sin	25,000	-	-	25,000
Mr. Lee Suan Hiang	25,000	-	-	25,000
<b>Independent Non-executive Directors</b>				
Mr. Alwi Bin Abdul Hafiz	25,000	-	-	25,000
Mr. Elango Subramanian	8,220	-	-	8,220
Mr. Li Man Wai	8,220	-	-	8,220
Mr. Mok Wai Seng	16,800	-	-	16,800
Mr. Chua Leong Chuan, Jeffrey	16,800	-	-	16,800
	150,040	606,000	34,680	790,720
2021	Directors' fees	Basic remuneration, allowances and benefits in kind	Contribution on defined contribution retirement plans	Total
	S\$	S\$	S\$	S\$
<b>Executive Directors</b>				
Mr. Lau E Choon Alex	-	310,676	16,660	327,336
Mr. Ong Swee Heng	-	306,000	18,768	324,768
<b>Non-executive Directors</b>				
Prof. Wong Poh Kam	25,000	-	-	25,000
Dr. Chong Yoke Sin	16,670	-	-	16,670
Mr. Lee Suan Hiang	25,000	-	-	25,000
<b>Independent Non-executive Directors</b>				
Mr. Alwi Bin Abdul Hafiz	25,000	-	-	25,000
Mr. Elango Subramanian	25,000	-	-	25,000
Mr. Li Man Wai	25,000	-	-	25,000
	141,670	616,676	35,428	793,774

## Notes to The Consolidated Financial Statements

**11. DIRECTORS' EMOLUMENTS (Continued)**

No directors waived or agreed to waive any emoluments during the year ended 31 May 2022 (2021: Nil). In addition, no emoluments were paid by the Group to the directors as an inducement to join or upon joining the Group or as compensation for loss of office during the year ended 31 May 2022 (2021: Nil).

**12. FIVE HIGHEST PAID EMPLOYEES**

Of the five individuals with the highest emoluments in the Group, two (2021: two) were directors of the Company whose emoluments are included in the disclosure in note 11 above. The emoluments of the remaining three (2021: three) individuals are as follows:

	2022 S\$	2021 S\$
Salaries, allowances and benefits in kind	854,600	1,059,975
Contributions on defined contribution retirement plans	47,940	52,020
	<u>902,540</u>	<u>1,111,995</u>

Their emoluments were within the following bands:

	2022 No. of individuals	2021 No. of individuals
HK\$1,000,001 to HK\$1,500,000 (equivalent to S\$174,500 to S\$261,750)	1	1
HK\$1,500,001 to HK\$2,000,000 (equivalent to S\$261,750 to S\$349,000)	1	-
HK\$2,000,001 to HK\$2,500,000 (equivalent to S\$349,000 to S\$436,250)	1	1
HK\$2,500,001 to HK\$3,000,000 (equivalent to S\$436,250 to S\$523,500)	-	1
	<u>-</u>	<u>1</u>

The emoluments paid or payable to members of senior management were within the following bands:

	2022 No. of individuals	2021 No. of individuals
HK\$Nil to HK\$1,000,000 (equivalent to Nil to S\$174,500)	-	1
HK\$1,000,001 to HK\$1,500,000 (equivalent S\$174,500 to S\$261,750)	3	2
HK\$2,000,001 to HK\$2,500,000 (equivalent to S\$349,000 to S\$436,250)	1	1
	<u>1</u>	<u>1</u>

## Notes to The Consolidated Financial Statements

### 13. INCOME TAX (CREDIT)/EXPENSE

(a) Taxation in the consolidated statements of comprehensive income represents:

	2022 S\$	2021 S\$
Current tax expense – overseas		
- provision for the year	14,158	33,256
Deferred tax credit (note 30)	(178,000)	-
	<u>(163,842)</u>	<u>33,256</u>

Pursuant to the corporate tax rules and regulations of Singapore, Malaysia and India, the corporate taxes of the Company, Anacle Systems Sdn. Bhd. and Anacle Systems (India) Private Limited are calculated at 17%, 17% and 29% respectively for the financial years ended 31 May 2022 and 2021, on the chargeable income.

The corporate income tax rate applicable to the Company's subsidiary in the PRC is 25% according to tax laws and regulations.

(b) The income tax (credit)/expense for the year can be reconciled to the profit before income tax in the consolidated statements of comprehensive income as follows:

	2022 S\$	2021 S\$
Profit before income tax	<u>2,204,067</u>	<u>2,166,329</u>
Tax expense calculated at Singapore income tax rate of 17%	374,691	368,276
Effect of different tax rates of the subsidiaries operating in other jurisdictions	7,042	8,388
Tax effect of revenue not taxable for tax purposes	(33,805)	(136,117)
Tax effect of expenses not deductible for tax purposes	3,008	50,586
Utilisation of tax losses previously not recognised	(138,909)	(509,164)
Recognition of tax losses previously not recognised	(178,000)	-
Tax effect of temporary differences not recognised	(197,869)	251,287
Income tax (credit)/expense	<u>(163,842)</u>	<u>33,256</u>



## Notes to The Consolidated Financial Statements

## 14. EARNINGS PER SHARE

The calculation of the basic earnings per share attributable to the owners of the Company is based on the following data:

Earnings

	2022 S\$	2021 S\$
Profit for the purpose of basic earnings per share	<u>2,369,796</u>	<u>2,134,889</u>
Number of shares		
	2022	2021
Weighted average number of ordinary shares for the purpose of basic earnings per share	402,859,476	398,712,811
Effect of dilutive potential ordinary shares:		
- share options	<u>985,763</u>	<u>2,244,193</u>
Weighted average number of ordinary shares for the purposes of diluted earnings per share	<u>403,845,239</u>	<u>400,957,004</u>

## Notes to The Consolidated Financial Statements

### 15. PROPERTY, PLANT AND EQUIPMENT

	Computers S\$	Furniture and fixtures S\$	Plant and equipment S\$	Leasehold improvements S\$	Total S\$
<b>Cost</b>					
At 1 June 2020	314,365	184,775	738,589	367,205	1,604,934
Additions	95,413	120,791	1,847	565,989	784,040
Write-off	(91,042)	(177,803)	-	(367,205)	(636,050)
Exchange alignment	(1,035)	(156)	(1,576)	-	(2,767)
At 31 May 2021	317,701	127,607	738,860	565,989	1,750,157
Additions	21,578	2,390	479	-	24,447
Exchange alignment	(1,678)	(248)	(2,366)	-	(4,292)
At 31 May 2022	337,601	129,749	736,973	565,989	1,770,312
<b>Accumulated depreciation and impairment</b>					
At 1 June 2020	269,456	179,977	674,750	366,867	1,491,050
Charge for the year	55,478	14,043	15,907	63,320	148,748
Write-off	(91,042)	(177,803)	-	(367,205)	(636,050)
Exchange alignment	(788)	(50)	(484)	-	(1,322)
At 31 May 2021	233,104	16,167	690,173	62,982	1,002,426
Charge for the year	49,998	20,818	11,207	94,314	176,337
Exchange alignment	(1,499)	(113)	(973)	-	(2,585)
At 31 May 2022	281,603	36,872	700,407	157,296	1,176,178
<b>Net carrying value</b>					
At 31 May 2022	55,998	92,877	36,566	408,693	594,134
At 31 May 2021	84,597	111,440	48,687	503,007	747,731

## Notes to The Consolidated Financial Statements

## 16. INTANGIBLE ASSETS

	Simplicity S\$ (note (a))	Simplicity (GEMINI) S\$ (note (b))	Starlight S\$ (note (c))	Starlight (Tesseract) S\$ (note (c))	SpaceMonster S\$ (note (d))	myBill.sg Portal S\$ (note (e))	Total S\$
<b>Cost</b>							
At 1 June 2020	2,916,009	187,831	1,214,714	1,984,926	64,310	1,880,777	8,248,567
Additions	-	-	-	-	-	-	-
At 31 May 2021	2,916,009	187,831	1,214,714	1,984,926	64,310	1,880,777	8,248,567
Additions	-	-	-	-	-	-	-
At 31 May 2022	2,916,009	187,831	1,214,714	1,984,926	64,310	1,880,777	8,248,567
<b>Accumulated amortisation and impairment</b>							
At 1 June 2020	2,437,981	53,241	1,214,714	1,984,926	64,310	752,321	6,507,493
Charge for the year	478,028	37,560	-	-	-	376,152	891,740
At 31 May 2021	2,916,009	90,801	1,214,714	1,984,926	64,310	1,128,473	7,399,233
Charge for the year	-	37,560	-	-	-	376,153	413,713
At 31 May 2022	2,916,009	128,361	1,214,714	1,984,926	64,310	1,504,626	7,812,946
<b>Net carrying value</b>							
At 31 May 2022	-	59,470	-	-	-	376,151	435,621
At 31 May 2021	-	97,030	-	-	-	752,304	849,334

## Notes:

- (a) A package of enterprise application software solutions developed internally by the Company, with estimated useful life of five years is tested for impairment and there is no indication that it needs to be impaired.
- (b) A new version of human resources application named as Simplicity GEMINI (Digital Twin) was developed by the Company and their development costs incurred was capitalised as intangible assets. The asset has an estimated useful life of five years. No indication of impairment is noted.
- (c) Starlight is a one-stop cloud-based energy management solutions developed internally by the Company in 2011, with estimated useful life of five to ten years.

Starlight (Tesseract) is a new version of energy management solutions developed internally by the Company in 2015, with estimated useful life of ten years. A new version of meter and communicator was developed by the Company in 2018 and their development costs incurred was capitalised as intangible assets. The development is completed in September 2018. They are launched to the market with the new version of energy management solution in March 2019.

As at 31 May 2022, the management is of the opinion that there is no indication that an impairment loss recognised in prior periods may no longer exist or may have decreased in view of segment loss incurred for the financial year 2022. In addition, there was no additional intangible assets or property, plant and equipment allocated to the Starlight's CGU subject to impairment testing, therefore no additional impairment loss was recognised for the financial year ended 31 May 2022.

## Notes to The Consolidated Financial Statements

### 16. INTANGIBLE ASSETS (Continued)

Notes: (Continued)

- (d) An online venue booking platform developed internally by the Company, with estimated useful life of five years is tested for impairment and there is no indication that it needs to be impaired.
- (e) An online energy billing management platform is developed internally by the Company which the development costs incurred have been capitalised as intangible assets. The platform has a useful live of five years and is tested for impairment and there is no indication that it needs to be impaired.

### 17. INTERESTS IN ASSOCIATES

	2022 S\$	2021 S\$
Share of net assets	-	-
Goodwill	-	-
	-	-

Particulars of the Group's interests in associates are as follows:

Name of company	Form of business structure	Place of incorporation/ operation	Percentage of ownership interest/ voting rights/ profit share	Principal activities
Real Icon Sdn Bhd ("Real Icon") (note (a))	Corporation	Malaysia	30%	Provision of asset and energy management software and maintenance services
EASI Technology Co Ltd. ("EASI") (note (b))	Corporation	PRC	35%	Provision of asset and energy management and software and maintenance services

Notes:

- (a) On 9 February 2018, the Group entered into a joint venture agreement (the "Agreement") with a third party, Blue Meche Sdn Bhd. ("BMSB"). Pursuant to the Agreement, the Group committed to inject capital amounted to Rm1,000,000 to Real Icon, being a subsidiary of BMSB, for 30% of its issued share capital. As at 31 May 2022, capital injection amounted to Rm400,000 (equivalent to S\$135,830) has been paid.

Real Icon was established in Malaysia to carry out an energy project for the State of Sarawak's government which involved the supply, installation, testing, maintaining and managing of electricity, gas and water meters in the State of Sarawak, Malaysia.

During the year ended 31 May 2020, impairment loss for goodwill of S\$85,176 was recognised in respect of the Group's interest in Real Icon based on the recoverable amount, being the higher of value in use and fair value less cost of disposal, determined by the management.

## Notes to The Consolidated Financial Statements

## 17. INTERESTS IN ASSOCIATES (Continued)

Notes (Continued):

- (b) EASI was established to expand the market of the Company's software products to PRC market. During the year ended 31 May 2020, the Group's management decided to step down as the controlling party of EASI. The Company made an application to the local authority to amend the constitution of EASI, which changed the composition of the board of directors of EASI. Following this amendment, the remaining 50.1% interest in EASI was recognised as interest in an associate and equity accounted for. Since the cost on initial recognition of the investment is zero, it is classified as an immaterial associate of the Group.
- (c) As at 31 May 2022, the Group's share of accumulated unrecognised losses amounted to S\$63,489 (2021: S\$19,372) for Real Icon and EASI.

Summarised financial information in relation to Real Icon is presented below:

	2022 S\$	2021 S\$
<b>As at 31 May</b>		
Current assets	87,066	132,905
Non-current assets	15,127	21,449
Current liabilities	<u>(200,529)</u>	<u>(252,038)</u>
	<u>(98,336)</u>	<u>(97,684)</u>
Included in the above amounts are:		
Bank balances and cash	528	2,129
Current financial liabilities (excluding trade and other payables)	<u>(229,225)</u>	<u>(221,904)</u>
<b>Year ended 31 May</b>		
Loss for the year	<u>(41,061)</u>	<u>(5,601)</u>
Total comprehensive loss	<u>(41,061)</u>	<u>(5,601)</u>
Included in the above amounts are:		
Depreciation and amortisation	<u>2,519</u>	<u>497</u>

## Notes to The Consolidated Financial Statements

### 17. INTERESTS IN ASSOCIATES (Continued)

Summarised financial information in relation to EASI Technology Co. Ltd is presented below:

	2022 S\$	2021 S\$
<b>As at 31 May</b>		
Current assets	83,877	155,800
Non-current assets	13,068	34,833
Current liabilities	<u>(123,602)</u>	<u>(296,288)</u>
	<u>(26,657)</u>	<u>(105,655)</u>
Included in the above amounts are:		
Bank balances and cash	36,923	17,422
Current financial liabilities (excluding trade and other payables)	<u>-</u>	<u>-</u>
	<b>Year ended 31 May 2022 S\$</b>	<b>Year ended 31 May 2021 S\$</b>
(Loss)/profit for the year	<u>(90,854)</u>	<u>536,967</u>
Total comprehensive income	<u>(90,854)</u>	<u>519,344</u>
Included in the above amounts are:		
Depreciation and amortisation	<u>4,102</u>	<u>93,387</u>

### 18. INVESTMENTS IN SUBSIDIARIES

Particulars of the Company's subsidiaries at 31 May 2022 were as follows:

Name of subsidiaries	Place of incorporation / operation	Issued and fully paid share capital / registered capital	Attributable equity interest held by the Company		Principal activities
			directly	indirectly	
Anacle Systems Sdn. Bhd.	Malaysia	RM100,000	100% (2021: 100%)	-	Provision of asset and energy management and software and maintenance services
Anacle Systems (India) Private Limited	India	Rs100,000	99.99% (note) (2021: 99.99%)	-	Research and development, design, and supervise the manufacturing and assembly process of hardware products
Anacle Systems (Shanghai) Co Ltd.	PRC	-	100% (2021: 100%)	-	Provision of asset and energy management and software and maintenance services
EASI Holdings Pte. Ltd. ("EASI Pte")	Singapore	S\$10	70% (2021: 70%)	-	Investment holding

## Notes to The Consolidated Financial Statements

## 19. TRADE RECEIVABLES

	2022 S\$	2021 S\$
Trade receivables	3,973,391	7,901,177
Less: provision for expected credit loss	<u>(92,751)</u>	<u>(389,279)</u>
	<u>3,880,640</u>	<u>7,511,898</u>

The ageing analysis of trade receivables (net of impairment losses) at end of the reporting period, based on the invoice date, is as follows:

	2022 S\$	2021 S\$
Within 1 month	2,740,908	6,684,292
2 to 3 months	1,064,885	541,943
4 to 6 months	74,847	236,809
7 to 12 months	<u>-</u>	<u>48,854</u>
	<u>3,880,640</u>	<u>7,511,898</u>

The Group and the Company recognised impairment loss based on the accounting policy stated in note 4(g). For details, please refer to note 41.

The Group has a policy allowing its customers credit periods normally ranging from 30 days to 90 days. The Group does not hold any collateral as security.

## 20. CONTRACT ASSETS

	2022 S\$	2021 S\$
Unbilled revenue from contracts in progress	484,217	274,401
Less: provision for expected credit loss	<u>(1,937)</u>	<u>(1,098)</u>
	<u>482,280</u>	<u>273,303</u>

Typical payment terms which impact on the amount of contract assets recognised are as follows:

Projects of provision of enterprise application software solutions and energy management solutions

The Group's project contracts of provision of enterprise application software solutions and energy management solutions include payment schedules which require stage payments over the contracted period once milestones are reached. Unbilled revenue is initially recognised for revenue earned from the provision of enterprise application software solutions and energy management solutions as the receipt of consideration is conditional on successful completion of projects. Upon completion of projects and acceptance by the customer, the amounts recognised as unbilled revenue are reclassified to trade receivables.

The Group classifies these contract assets as current because the Group expects to realise them in the normal operating cycle, i.e. expected to be realised within 12 months.

## Notes to The Consolidated Financial Statements

### 20. CONTRACT ASSETS (Continued)

An impairment analysis is performed at each reporting date using a provision matrix to measure expected credit losses. The provision rates for the measurement of the expected credit losses of the contract assets are based on those of the trade receivables as the contract assets and the trade receivables are from the same customer bases. The provision rates of contract assets are based on days past due of trade receivables appropriately grouped by similar loss pattern. The calculation reflects the probability weighted outcome, the time value of money, and reasonable and supportable information that is available at the reporting date about past events, current conditions and forecast of future economic conditions.

After applying the expected credit loss rate to gross amount of contract assets, the management considered that the provision of impairment loss of contract assets amounted to S\$1,937 as at 31 May 2022 (2021: S\$1,098).

### 21. OTHER RECEIVABLES, DEPOSITS AND PREPAYMENTS

	2022 S\$	2021 S\$
Deposits	169,484	174,549
Prepayments	234,811	242,791
Other receivables	70,585	229,510
	<u>474,880</u>	<u>646,850</u>

### 22. INVENTORIES

	2022 S\$	2021 S\$
Raw materials	462,368	380,569
Finished goods	356,802	455,503
	<u>819,170</u>	<u>836,072</u>



## Notes to The Consolidated Financial Statements

## 23. TRADE PAYABLES

	2022 S\$	2021 S\$
Trade payables	<u>2,285,399</u>	<u>1,751,831</u>

The Group's trade payables are non-interest bearing. Generally, the credit term received from suppliers of the Group is 30 days.

The ageing analysis of trade payables, based on invoice date, as at the end of the reporting period is as follows:

	2022 S\$	2021 S\$
Within 1 month	853,047	1,150,406
1 to 2 months	10,309	485,245
2 to 3 months	3,521	92,241
4 to 6 months	1,157,121	-
7 to 12 months	7,253	14,307
Over 12 months	<u>254,148</u>	<u>9,632</u>
	<u>2,285,399</u>	<u>1,751,831</u>

## 24. CONTRACT LIABILITIES

	2022 S\$	2021 S\$
Contract liabilities arising from:		
Construction projects of Simplicity and Starlight	297,076	145,831
Advance income received for maintenance services	<u>1,583,132</u>	<u>662,942</u>
Total contract liabilities	<u>1,880,208</u>	<u>808,773</u>

*Construction projects of Simplicity and Starlight*

Where discrepancies arise between the milestone payments and the Group's assessment of the stage of completion, contract liabilities can arise for construction projects for Simplicity and Starlight.

*Advance income received for maintenance services*

For maintenance services income, the Group receives 10% to 50% of the contract value as deposits from new customers when they sign the maintenance services contracts. The advance payment results in contract liabilities being recognised until the relevant services are rendered by the Group.

The above contract liabilities balances are expected to be realised within 12 months.

## Notes to The Consolidated Financial Statements

### 24. CONTRACT LIABILITIES (Continued)

Movements in contract liabilities:

	Construction projects S\$	Maintenance services S\$	Total S\$
Balance as at 1 June 2020	120,813	729,325	850,138
Decrease in contract liabilities as a result of recognising revenue during the year that was included in the contract liabilities at the beginning of the year	(120,813)	(729,325)	(850,138)
Increase in contract liabilities as a result of billing in advance of construction contracts	145,831	-	145,831
Increase in contract liabilities as a result of advance payment received from customers of maintenance services	-	662,942	662,942
Balance as at 31 May 2021	145,831	662,942	808,773
Decrease in contract liabilities as a result of recognising revenue during the year that was included in the contract liabilities at the beginning of the year	(145,831)	(662,942)	(808,773)
Increase in contract liabilities as a result of billing in advance of construction contracts	297,076	-	297,076
Increase in contract liabilities as a result of advance payment received from customers of maintenance services	-	1,583,132	1,583,132
Balance as at 31 May 2022	297,076	1,583,132	1,880,208

### 25. OTHER PAYABLES AND ACCRUALS

	2022 S\$	2021 S\$
Accruals	981,103	1,026,855
Other payables	718,289	826,897
Goods and Services Tax payables (note)	139,021	319,446
Provision of onerous contract	7,034	21,719
	<u>1,845,447</u>	<u>2,194,917</u>

Note: Goods and Services Tax is a broad-based consumption tax levied on the import of goods as well as nearly all supplies of goods and services in Singapore.

## Notes to The Consolidated Financial Statements

## 26. PROVISION FOR WARRANTY

	2022 S\$	2021 S\$
At beginning of year	7,200	41,000
Reversal during the year	(3,300)	(33,800)
At end of year	<u>3,900</u>	<u>7,200</u>

The provision for warranty mainly represents the amount recognised for the expected replacement of inventories which have been found to be defective in a project completed in 2014. Apart from the provision of this project, the management also assesses the possibility of further warranty claim based on the Group's recent claim experience and considers the provision for warrant as at 31 May 2022 is adequate.

## 27. DEFERRED GOVERNMENT GRANTS

	S\$
<b>Cost</b>	
At 1 June 2020	1,265,968
Addition during the year	<u>388,705</u>
At 31 May 2021 and 31 May 2022	<u>1,654,673</u>
<b>Amortisation</b>	
At 1 June 2020	875,625
Released to profit or loss during the year	<u>779,048</u>
At 31 May 2021 and 31 May 2022	<u>1,654,673</u>
<b>Net carrying amount</b>	
At 31 May 2022	<u>-</u>
At 31 May 2021	<u>-</u>

## 28. BANK FACILITIES

As at 31 May 2022 and 2021, bank facilities in total of S\$1,000,000 were granted to the Company by DBS Limited, which has not been utilised by the Company as at 31 May 2022 and 2021. The Company also has bank facilities from the Hong Kong and Shanghai Banking Corporation amounted to S\$2,000,000, which has not been utilised as at 31 May 2022 and 2021.

All of the banking facilities are subject to the fulfillment of covenants relating to certain of the Company's financial position ratios, as are commonly found in lending arrangements with financial institutions. If the Company was to breach the covenants the drawn down facilities would become repayable on demand.

## Notes to The Consolidated Financial Statements

## 29. LEASE LIABILITIES

	2022 S\$	2021 S\$
<b>Current liabilities</b>		
Lease liabilities - current portion	<u>823,220</u>	<u>834,051</u>
<b>Non-current liabilities</b>		
Lease liabilities - non-current portion	<u>2,887,545</u>	<u>3,445,336</u>
<i>Lease liabilities</i>		<b>Properties S\$</b>
<b>At 1 June 2020</b>		<b>266,804</b>
Addition		4,658,461
Interest expense		66,871
Lease payments		(709,512)
Exchange alignment		<u>(3,237)</u>
<b>At 31 May 2021</b>		<b>4,279,387</b>
Addition		265,427
Interest expense		60,938
Lease payments		(894,212)
Exchange alignment		<u>(775)</u>
<b>At 31 May 2022</b>		<b>3,710,765</b>

Future lease liabilities are payable as follows:

	Minimum lease payments S\$	Interest S\$	Present value S\$
<b>At 31 May 2022</b>			
Not later than one year	891,659	68,439	823,220
Later than one year and not later than five years	2,988,015	100,470	2,887,545
	<u>3,879,674</u>	<u>168,909</u>	<u>3,710,765</u>
	Minimum lease payments S\$	Interest S\$	Present value S\$
<b>At 31 May 2021</b>			
Not later than one year	895,020	60,969	834,051
Later than one year and not later than five years	3,259,396	115,304	3,144,092
Later than five years	302,282	1,038	301,244
	<u>4,456,698</u>	<u>177,311</u>	<u>4,279,387</u>

## Notes to The Consolidated Financial Statements

## 29. LEASE LIABILITIES (Continued)

The present value of future lease payments are analysed as:

	2022 S\$	2021 S\$
Current liabilities	823,220	834,051
Non-current liabilities	<u>2,887,545</u>	<u>3,445,336</u>
	<u>3,710,765</u>	<u>4,279,387</u>

## 30. DEFERRED TAXATION

Details of the deferred tax assets and liabilities recognised and movements during the year:

	Accelerated tax depreciation and amortisation S\$	Tax losses S\$	Total S\$
At 31 May 2020	(582)	-	(582)
(Charge)/credit to profit or loss for the year			
Exchange alignment	<u>12</u>	<u>-</u>	<u>12</u>
At 31 May 2021	(570)	-	(570)
Credit to profit or loss for the year	-	178,000	178,000
Exchange alignment	<u>20</u>	<u>-</u>	<u>20</u>
At 31 May 2022	<u>(550)</u>	<u>178,000</u>	<u>177,450</u>

The following is the analysis of the deferred tax balances for financial reporting purpose:

	2022 S\$	2021 S\$
Deferred tax liabilities	<u>(550)</u>	<u>(570)</u>
Deferred tax assets	<u>178,000</u>	<u>-</u>

As at 31 May 2022, the Group has unutilised tax losses of approximately S\$1,052,615 (2021: S\$1,869,726) that are available for offset against future taxable profits of the Group subject to agreement of the relevant authorities.

## Notes to The Consolidated Financial Statements

### 31. SHARE CAPITAL

	Number of shares	Share Capital S\$
Issued and fully paid:		
At 1 June 2020	399,158,496	20,756,598
Shares repurchased and cancelled during the year	<u>(1,278,000)</u>	<u>(111,421)</u>
At 1 June 2021	397,880,496	20,645,177
Issuance of ordinary shares	<u>5,020,242</u>	<u>229,500</u>
At 31 May 2022	<u>402,900,738</u>	<u>20,874,677</u>

#### Shares repurchased and cancelled

During the year ended 31 May 2021, the Company repurchased its own shares from the market in total of 1,278,000 shares at an aggregate consideration of S\$111,421. The average price of the repurchased shares was S\$0.09 per share. These repurchased shares had been cancelled at the end of the reporting period.

#### Issuance of ordinary shares

On 26 May 2021, the Board of Directors of the Company approved allotment of 5,020,242 new ordinary shares to its employees according to the share option plan adopted on 10 March 2010 (the “**2010 Plan**”) and another share option plan adopted on 18 December 2013 (the “**2013 Plan**”). On 4 June 2021, the Company issued 5,020,242 new ordinary shares to its employees for a consideration of S\$229,500.

## Notes to The Consolidated Financial Statements

## 32. STATEMENT OF FINANCIAL POSITION OF THE COMPANY

The following is the condensed statement of financial position of the Company as at 31 May 2022 and 2021.

	Notes	2022 S\$	2021 S\$
<b>Non-current assets</b>			
Property, plant and equipment		545,458	693,064
Right-of-use assets		3,347,556	4,112,713
Intangible assets		435,621	849,334
Investments in subsidiaries	18	2,089	2,089
Interest in an associate		-	-
Deferred tax assets		178,000	-
		<u>4,508,724</u>	<u>5,657,200</u>
<b>Current assets</b>			
Trade receivables		3,878,317	7,484,059
Contract assets		482,280	273,303
Other receivables, deposits and prepayments		408,157	586,435
Inventories		784,527	805,833
Bank balances and cash		15,484,699	7,854,179
		<u>21,037,980</u>	<u>17,003,809</u>
<b>Current liabilities</b>			
Trade payables		2,284,345	1,732,749
Contract liabilities		1,880,208	790,229
Other payables and accruals		1,829,907	2,199,529
Amounts due to a subsidiary		107,829	46,574
Provision for warranty		3,900	7,200
Lease liabilities		768,438	757,004
		<u>6,874,627</u>	<u>5,533,285</u>
<b>Net current assets</b>		<u><b>14,163,353</b></u>	<u><b>11,470,524</b></u>
<b>Total assets less current liabilities</b>		<u><b>18,672,077</b></u>	<u><b>17,127,724</b></u>
<b>Non-current liabilities</b>			
Provision for reinstatement cost		60,000	60,000
Lease liabilities		2,676,899	3,445,336
		<u>2,736,899</u>	<u>3,505,336</u>
<b>NET ASSETS</b>		<u><b>15,935,178</b></u>	<u><b>13,622,388</b></u>
<b>Capital and reserves</b>			
Share capital	31	20,874,677	20,645,177
Reserves	33	(4,939,499)	(7,022,789)
<b>TOTAL EQUITY</b>		<u><b>15,935,178</b></u>	<u><b>13,622,388</b></u>

Mr. Lau E Choon Alex  
Director

Mr. Ong Swee Heng  
Director

## Notes to The Consolidated Financial Statements

### 33. RESERVES

#### Movement of the reserves of the Company

	Share capital pending allotment (note 31) S\$	Share premium S\$	Share-based compensation reserve S\$	Exchange fluctuation reserve S\$	Accumulated losses S\$	Total S\$
<b>At 1 June 2020</b>	-	(1,376,024)	688,754	252	(8,705,065)	(9,392,083)
Profit for the year	-	-	-	-	2,139,794	2,139,794
Exercise of share options (note 34)	229,500	-	(365,824)	-	365,824	229,500
<b>At 31 May 2021</b>	229,500	(1,376,024)	322,930	252	(6,199,447)	(7,022,789)
Profit for the year	-	-	-	-	2,312,790	2,312,790
Issuance of ordinary shares (note 31)	(229,500)	-	-	-	-	(229,500)
<b>At 31 May 2022</b>	-	(1,376,024)	322,930	252	(3,886,657)	(4,939,499)



## Notes to The Consolidated Financial Statements

### 34. SHARE-BASED PAYMENTS

The Board of Directors of the Company approved and adopted the 2010 Plan on 10 March 2010 the 2013 Plan on 18 December 2013 for the purpose of providing eligible individuals who are responsible for the management, growth and financial success of the Company or who otherwise render valuable services to the Company with the opportunity to acquire a proprietary interest, or increase their proprietary interest, in the Company and thereby encourage them to remain in the service of the Company.

Eligible individuals of both 2010 Plan and 2013 Plan include directors, officers, employees of the Company and its subsidiaries, and independent consultants, advisors and independent contractors who provide valuable services to the Company and its subsidiaries.

No options granted under the 2010 Plan and 2013 Plan shall have a term in excess of 10 years from the grant date. The maximum number of shares that may be granted over the term of the 2010 Plan and 2013 Plan shall not exceed 10% of the issued share capital of the Company, unless otherwise approved by the Board of Directors.

#### (a) The 2010 Plan

The terms and conditions of the grants and movements in the number of share options under the 2010 Plan during the year were as follows:

#### 2022

Category of participant	Date of grant	Number of shares issuable under share options					At the end of the year	Exercise price S\$
		At beginning of the year	Granted during the year	Exercised during the year	Forfeited during the year	Lapsed during the year		
Employees	1-May-15	682,500	-	-	-	-	682,500	0.009
	1-Jun-16	227,500	-	-	-	-	227,500	0.009
Total		910,000	-	-	-	-	910,000	

#### 2021

Category of participant	Date of grant	Number of shares issuable under share options					At the end of the year	Exercise price S\$
		At beginning of the year	Granted during the year	Exercised during the year	Forfeited during the year	Lapsed during the year		
Employees	1-Aug-13	944,853	-	(944,853)	-	-	-	0.009
	1-May-15	1,365,000	-	(682,500)	-	-	682,500	0.009
	1-Jun-16	455,000	-	(227,500)	-	-	227,500	0.009
Total		2,764,853	-	(1,854,853)	-	-	910,000	

## Notes to The Consolidated Financial Statements

### 34. SHARE-BASED PAYMENTS (Continued)

#### (b) The 2013 Plan

##### 2022

Category of participant	Date of grant	Number of shares issuable under share options					At the end of the year	Exercise price S\$
		At beginning of the year	Granted during the year	Exercised during the year	Forfeited during the year	Lapsed during the year		
Employees	1-Jun-16	3,165,390	-	-	-	-	3,165,390	0.067

##### 2021

Category of participant	Date of grant	Number of shares issuable under share options					At the end of the year	Exercise price S\$
		At beginning of the year	Granted during the year	Exercised during the year	Forfeited during the year	Lapsed during the year		
Employees	1-Jun-16	6,330,779	-	(3,165,389)	-	-	3,165,390	0.067

The options are exercisable once the vesting conditions are met. If the options are vested when the Company is privately held, the options shall expire on earlier of 10 years from vesting date or 3 years from the initial public date. If the options are vested when the Company is a public company, the options shall expire on 3 years from vesting date.

- (c) The movement of number of outstanding share options and weighted average exercise prices of the share options are as follows:

	2022		2021	
	Weighted average exercise price S\$	Number	Weighted average exercise price S\$	Number
Outstanding at beginning of year	0.054	4,075,390	0.049	9,095,632
Forfeited during the year	-	-	-	-
Lapsed during the year	-	-	-	-
Exercised during the year	-	-	0.046	(5,020,242)
Outstanding at the end of year	0.054	4,075,390	0.054	4,075,390

The weighted average exercise price of options outstanding at the end of the year is S\$0.054 (2021: S\$0.054) and the weighted average remaining contractual life was 0.81 year (2021: 1.81 years).

Of the total number of options outstanding at end of the year, 4,075,390 (2021: 4,075,390) had vested and were exercisable.

## Notes to The Consolidated Financial Statements

## 35. NOTES SUPPORTING CASH FLOW STATEMENTS

Reconciliation of liabilities arising from financing activities:

	<b>Lease liabilities S\$</b>
At 1 June 2020	266,804
Changes from financing cash flows:	
Payment of lease liabilities	(709,512)
Total changes from financing cash flows	(709,512)
Other changes:	
Interest expense	66,871
Addition of new lease	4,658,461
Exchange alignment	(3,237)
Total liability-related other changes	4,722,095
At 31 May 2021	4,279,387
Changes from financing cash flows:	
Payment of lease liabilities	(894,212)
Total changes from financing cash flows	(894,212)
Other changes:	
Interest expense	60,938
Addition of new lease	265,427
Exchange alignment	(775)
Total liability-related other changes	325,590
At 31 May 2022	3,710,765

## Notes to The Consolidated Financial Statements

### 36. LEASES

#### (a) Leases as lessee

The Group leases office properties. The leases typically run for a period of one to six years. Lease payments are renegotiated every one to six years to reflect market rentals. For certain leases, the Group is restricted from entering into any sub-lease arrangements.

Information about leases for which the Group is a lessee is presented below.

#### (i) Right-of-use assets

Right-of-use assets related to leased properties that do not meet the definition of investment property are presented as right-of-use assets.

	<b>Properties S\$</b>
At 1 June 2020	256,561
Addition	4,718,461
Depreciation charge for the year	(789,710)
Exchange alignment	(3,057)
	<hr/>
At 31 May 2021	4,182,255
Additions	265,428
Depreciation charge for the year	(833,998)
Exchange alignment	(701)
	<hr/>
At 31 May 2022	3,612,984

#### (ii) Amounts recognised in profit or loss

	<b>S\$</b>
<b>2022</b>	
Interest on lease liabilities	60,938
Expenses relating to short-term leases and leases of low-value assets	4,920
	<hr/>
	65,858
	<hr/>
Aggregate undiscounted commitments for short-term leases	-
	<hr/>
	<b>S\$</b>
<b>2021</b>	
Interest on lease liabilities	66,871
Expenses relating to short-term leases and leases of low-value assets	4,326
	<hr/>
	71,197
	<hr/>
Aggregate undiscounted commitments for short-term leases	-
	<hr/>

## Notes to The Consolidated Financial Statements

## 36. LEASES (Continued)

## (a) Leases as lessee (Continued)

## (iii) Amounts recognised in consolidated statement of cash flows

	S\$
2022	
Total cash outflow for leases	<u>(894,212)</u>
	S\$
2021	
Total cash outflow for leases	<u>(709,512)</u>

## (b) Leases as lessor

The Group leases out its Starlight meters. The Group has classified these leases as operating leases, because they do not transfer substantially all of the risks and rewards incidental to the ownership of the assets.

Rental income recognised by the Group during 2022 was S\$56,190 (2021: S\$59,025).

The following table sets out a maturity analysis of lease payments, showing the undiscounted lease payments to be received after the reporting date.

	2022 S\$	2021 S\$
Within one year	<u>53,220</u>	<u>34,785</u>

## 37. CAPITAL COMMITMENTS

	2022 S\$	2021 S\$
Commitments for the acquisition of: Investment in an associate	<u>187,800</u>	<u>191,822</u>

## Notes to The Consolidated Financial Statements

### 38. RELATED PARTY TRANSACTIONS

- (a) In addition to the transactions disclosed elsewhere in these financial statements, the Group entered into the following material related party transactions during the year:

	2022 S\$	2021 S\$
Provision of manpower and other charges from an associate, EASI (note)	286,277	392,607

Note:

The transaction were made at prices mutually agreed by both parties.

- (b) Compensation of key management personnel

The remuneration of directors and other members of key management during the year is as follows:

	2022 S\$	2021 S\$
Salaries, allowances and benefits in kind	1,548,780	1,624,540
Contributions on defined contribution retirement plans	98,940	99,688
	<u>1,647,720</u>	<u>1,724,228</u>

### 39. MATERIAL INTEREST OF DIRECTORS IN TRANSACTION, ARRANGEMENTS OR CONTRACTS

No transactions, arrangements or contracts of significance to which the Company was a party and in which a director of the Company or an entity connected with a director had a material interest, whether directly or indirectly, subsisted during or at the end of the financial year.

### 40. CAPITAL RISK MANAGEMENT

The Group's objectives of capital management are to safeguard the Group's ability to continue as a going concern in order to provide returns to shareholders and benefits for other stakeholders and to maintain an optimal capital structure to reduce the cost of capital.

In order to maintain or adjust the capital structure, the Group may adjust the amount of dividends paid to shareholders, return capital to shareholders, issue new shares or sell assets to reduce debts.

Consistent with industry practice, the Group monitors its capital structure on the basis of the gearing ratio. This gearing ratio is calculated as net debt divided by total capital. Net debt is calculated as total borrowings representing the lease liabilities as shown in the consolidated statement of financial position less bank balances and cash. Total capital is calculated as equity as shown in the consolidated statement of financial position.

## Notes to The Consolidated Financial Statements

**40. CAPITAL RISK MANAGEMENT (Continued)**

During the year, the Group's strategy was to maintain a minimum gearing ratio. The gearing ratio as at the end of the year was as follows:

	2022 S\$	2021 S\$
Total debt	3,710,765	4,279,387
Less: bank balances and cash	<u>(15,770,924)</u>	<u>(8,176,761)</u>
Net cash	<u>(12,060,159)</u>	<u>(3,897,374)</u>
Total equity	<u>16,438,275</u>	<u>14,078,044</u>
Gearing ratio	<u>N/A</u>	<u>N/A</u>

**41. FINANCIAL RISK MANAGEMENT**

The main risks arising from the Group's financial instruments in the normal course of the Group's business are credit risk, liquidity risk, interest rate risk and currency risk. These risks are limited by the Group's financial management policies and practices described below.

**(a) Credit risk**

The carrying amounts of cash and cash equivalents, trade and other receivables and contract assets represent the Group's maximum exposure to credit risk in relation to its financial assets. The objective of the Group's measures to manage credit risk is to control potential exposure to recoverability problems.

The credit risk of bank balances is limited because the counterparties are banks with good reputation and most of them are state-owned commercial banks in China or public listed companies. Most of the bank deposits of the Group are placed with commercial banks with an acceptable credit rating.

For trade and other receivables and contract assets, management has a credit policy in place and the exposures to these credit risks are monitored on an ongoing basis. Most of these balances are due from stated-owned enterprises or major customers with good repayment history. There was no material default of the balances in the past.

Trade receivables and contract assets

The Group measures loss allowances for trade receivables and contract assets at an amount equal to lifetime ECLs, which is calculated using a provision matrix. As the Group's historical credit loss experience indicated significantly different loss patterns for different customer segments, the grouping for trade receivables for the assessment of ECLs is by due date aging, while one group represents a credit-impaired customer with significant risk of default.

## Notes to The Consolidated Financial Statements

### 41. FINANCIAL RISK MANAGEMENT (Continued)

#### (a) Credit risk (Continued)

The following table provides information about the Group's exposure to credit risk and ECLs for trade receivables and contract assets:

#### 2022

By Due Day	Not past due	Within 1 month	1 – 3 months	Over 3 months	Default customer	Total
Expected credit loss rate (%)	0.43%	1.20%	3.20%	17.40%	100%	
Gross carrying amount (S\$)	3,383,172	868,728	89,513	59,957	56,238	4,457,608
Loss allowance (S\$)	14,702	10,453	2,863	10,432	56,238	94,688

#### 2021

By Due Day	Not past due	Within 1 month	1 – 3 months	Over 3 months	Default customer	Total
Expected credit loss rate (%)	0.47%	1.40%	4.53%	17.40%	100%	
Gross carrying amount (S\$)	6,995,901	465,248	240,661	162,183	311,585	8,175,578
Loss allowance (S\$)	33,181	6,496	10,895	28,220	311,585	390,377

Expected loss rates are based on actual loss experience over the past 3 years. These rates are adjusted to reflect differences between economic conditions during the period over which the historic data has been collected, current conditions and the Group's view of economic conditions over the expected lives of the receivables and contract assets.

Receivables that were neither past due nor impaired related to a wide range of customers for whom there was no recent history of default.

Receivables that were past due but not impaired related to a number of independent customers that had a good track record with the Group. Based on past experience, management believed that no impairment allowance was necessary in respect of these balances as there had been no significant change in credit quality and the balances were still considered fully recoverable.



## Notes to The Consolidated Financial Statements

## 41. FINANCIAL RISK MANAGEMENT (Continued)

## (a) Credit risk (Continued)

Movement in the loss allowance account in respect of trade receivables and contract assets during the year is as follows:

	2022 S\$	2021 S\$
At beginning of year	390,377	92,404
(Reversal of provision)/provision for the year	(169,493)	299,219
Amounts write-off as uncollectable	(125,000)	-
Exchange difference	(1,196)	(1,246)
	<u>94,688</u>	<u>390,377</u>

## Other receivables

Other receivables mainly represent amounts due from employees for the pending allotment of new ordinary shares. It is considered to be low risk as the employees are considered, in the short term, to have a strong capacity to meet their obligations, and therefore the impairment provision is determined as 12-months ECLs. The loss allowance for other receivables as a result of applying the expected credit risk model was immaterial.

Movement in the loss allowance account in respect of other receivables during the year is as follows:

	2022 S\$	2021 S\$
At beginning of year	-	67,846
Reversal of provision	-	(67,846)
	<u>-</u>	<u>-</u>

## Notes to The Consolidated Financial Statements

### 41. FINANCIAL RISK MANAGEMENT (Continued)

#### (b) Liquidity risk

The Group's policy is to regularly monitor its current and expected liquidity requirements to ensure that it maintains sufficient reserves of cash to meet its liquidity requirements in the short and longer term.

The following tables show the remaining contractual maturities at the end of reporting period of the Group's non-derivative financial liabilities, based on undiscounted cash flows (including interest payments computed using contractual rates or, if floating, based on current rates at the reporting date) and the earliest date the Group can be required to pay.

	Carrying amount S\$	Total contractual undiscounted cash flow S\$	Within 1 year or on demand S\$	More than 1 year but less than 2 years S\$	More than 2 years but less than 5 years S\$	More than 5 years S\$
<b>2022</b>						
Trade payables	2,285,399	2,285,399	2,285,399	-	-	-
Other payables and accruals	1,699,392	1,699,392	1,699,392	-	-	-
Amount due to a director	10,275	10,275	10,275	-	-	-
Provision for reinstatement cost	60,000	60,000	-	-	60,000	-
Lease liabilities	3,710,765	3,879,674	891,659	891,660	2,096,355	-
	7,765,831	7,934,740	4,886,725	891,660	2,156,355	-

	Carrying amount S\$	Total contractual undiscounted cash flow S\$	Within 1 year or on demand S\$	More than 1 year but less than 2 years S\$	More than 2 years but less than 5 years S\$	More than 5 years S\$
<b>2021</b>						
Trade payables	1,751,831	1,751,831	1,751,831	-	-	-
Other payables and accruals	1,853,752	1,853,752	1,853,752	-	-	-
Amount due to a director	10,395	10,395	10,395	-	-	-
Provision for reinstatement cost	60,000	60,000	-	-	-	60,000
Lease liabilities	4,279,387	4,456,698	895,020	814,849	2,444,547	302,282
	7,955,365	8,132,676	4,510,998	814,849	2,444,547	362,282

## Notes to The Consolidated Financial Statements

### 41. FINANCIAL RISK MANAGEMENT (Continued)

#### (c) Interest rate risk

Other than bank balances with variable interest rates, the Group has no other significant interest bearing assets. Management does not anticipate any significant impact to interest-bearing assets resulted from the changes in interest rates, because the interest rates of bank balances are not expected to change significantly.

The Group's interest rate risk mainly arises from lease liabilities as disclosed in note 29. Lease liabilities were issued at fixed rates which expose the Group to fair value interest risk. The Group has no cash flow interest rate risk as there are no borrowings which bear floating interest rates. The Group has not used any financial instruments to hedge potential fluctuations in interest rates.

#### (d) Currency risk

The Group mainly operated in Singapore with most of the transactions settled in Singapore Dollars and did not have significant exposure to risk resulting from changes in foreign currency exchange rates.

### 42. SUMMARY OF FINANCIAL ASSETS AND FINANCIAL LIABILITIES BY CATEGORY

The carrying amounts of the Group's financial assets and financial liabilities recognised at the end of reporting period were categorised as follows:

	2022 S\$	2021 S\$
<b>Financial assets</b>		
Financial assets at amortised cost	<u>19,891,633</u>	<u>16,366,021</u>
<b>Financial liabilities</b>		
Financial liabilities measured at amortised costs	<u>7,765,831</u>	<u>7,955,365</u>

### 43. APPROVAL OF THE FINANCIAL STATEMENTS

The financial statements were reviewed by the Audit Committee and approved and authorised for issue by the Board of Directors on 25 August 2022.



# ANACLE SYSTEMS LIMITED

**Address:**

3 Fusionopolis Way  
#14-21 Symbiosis  
Singapore 138633

**E-mail/Web:**

info@anacle.com  
www.anacle.com

**Phone:**

+(65) 6914 2666