

*Hong Kong Exchanges and Clearing Limited and The Stock Exchange of Hong Kong Limited take no responsibility for the contents of this announcement, make no representation as to its accuracy or completeness and expressly disclaim any liability whatsoever for any loss howsoever arising from or in reliance upon the whole or any part of the contents of this announcement.*

## **KPM HOLDING LIMITED**

**吉輝控股有限公司\***

*(Incorporated in the Cayman Islands with limited liability)*

**(Stock Code: 8027)**

### **ANNUAL RESULTS ANNOUNCEMENT FOR THE YEAR ENDED 31 DECEMBER 2022**

The board (“**Board**”) of directors (“**Directors**”) of KPM Holding Limited (“**Company**”, together with its subsidiaries, the “**Group**”) is pleased to announce the annual results of the Group for the year ended 31 December 2022. This announcement, containing the full text of the 2022 annual report of the Company, complies with the relevant requirements of the Rules Governing the Listing of Securities on GEM of The Stock Exchange of Hong Kong Limited (“**GEM Listing Rules**”) in relation to information to accompany preliminary announcements of annual results.

By order of the Board  
**KPM Holding Limited**  
**Tan Thiam Kiat Kelvin**  
*Chairman*

Hong Kong, 31 March 2023

*As at the date of this announcement, the executive Directors are Mr. Tan Thiam Kiat Kelvin and Ms. Kong Weishan and the independent non-executive Directors are Mr. Lau Muk Kan, Mr. Xiao Laiwen and Mr. Lock Kiu Yin.*

*This announcement, for which the Directors collectively and individually accept full responsibility, includes particulars given in compliance with the Rules Governing the Listing of Securities on GEM of The Stock Exchange of Hong Kong Limited for the purpose of giving information with regard to the Company. The Directors, having made all reasonable enquiries, confirm that to the best of their knowledge and belief the information contained in this announcement is accurate and complete in all material respects and not misleading or deceptive, and there are no other matters the omission of which would make any statement herein or this announcement misleading.*

*This announcement will remain on the “Latest Listed Company Information” page of the website of The Stock Exchange of Hong Kong Limited at [www.hkexnews.hk](http://www.hkexnews.hk) for at least 7 days from the date of its posting and on the Company’s website at [www.kpmholding.com](http://www.kpmholding.com).*

\* For identification purposes only

# KPM HOLDING LIMITED

## 吉輝控股有限公司\*

Incorporated in the Cayman Islands with limited liability

Stock Code: 8027



ANNUAL  
REPORT  
**2022**

\* For identification purpose only

## **CHARACTERISTICS OF GEM OF THE STOCK EXCHANGE OF HONG KONG LIMITED (THE “STOCK EXCHANGE”)**

GEM has been positioned as a market designed to accommodate small and mid-sized companies to which a higher investment risk may be attached than other companies listed on the Stock Exchange. Prospective investors should be aware of the potential risks of investing in such companies and should make the decision to invest only after due and careful consideration.

Given that the companies listed on GEM are generally small and mid-sized companies, there is a risk that securities traded on GEM may be more susceptible to high market volatility than securities traded on the Main Board and no assurance is given that there will be a liquid market in the securities traded on GEM.

Hong Kong Exchanges and Clearing Limited and the Stock Exchange take no responsibility for the contents of this report, make no representation as to its accuracy or completeness and expressly disclaim any liability whatsoever for any loss howsoever arising from or in reliance upon the whole or any part of the contents of this report.

This report, for which the directors (the “Directors”) of KPM Holding Limited (the “Company”) collectively and individually accept full responsibility, include particulars given in compliance with the Rules Governing the Listing of Securities on GEM of the Stock Exchange (the “GEM Listing Rules”) for the purpose of giving information with regard to the Company. The Directors, having made all reasonable enquiries, confirm that to the best of their knowledge and belief (1) the information contained in this report is accurate and complete in all material respects and not misleading and deceptive; (2) there are no other matters the omission of which would make any statement herein or this report misleading; (3) all opinions expressed in this report have been arrived at after due and careful consideration and are founded on bases and assumptions that are fair and reasonable.

The original report is prepared in the English language. This report is translated into Chinese. In the event of any inconsistencies between the Chinese and the English version, the latter shall prevail.



**CONTENTS**

3	Corporate Information
5	Chairman's Statement
6	Management Discussion and Analysis
9	Directors and Senior Management Profile
11	Corporate Governance Report
22	Report of the Directors
33	Environmental, Social and Governance Report
53	Independent Auditor's Report
59	Consolidated Statement of Profit or Loss and Other Comprehensive Income
60	Consolidated Statement of Financial Position
62	Consolidated Statement of Changes in Equity
63	Consolidated Statement of Cash Flows
65	Notes to the Consolidated Financial Statements
130	Summary of Financial Information



## CORPORATE INFORMATION

### BOARD OF DIRECTORS

#### Executive Directors

Mr. Tan Thiam Kiat Kelvin (*Chairman*)  
Ms. Kong Weishan

#### Independent non-executive Directors

Mr. Lock Kiu Yin  
Mr. Lau Muk Kan  
Mr. Xiao Laiwen

### AUDIT COMMITTEE MEMBERS

Mr. Lock Kiu Yin (*Chairman of audit committee*)  
Mr. Lau Muk Kan  
Mr. Xiao Laiwen

### NOMINATION COMMITTEE MEMBERS

Mr. Lau Muk Kan (*Chairman of nomination committee*)  
Mr. Lock Kiu Yin  
Mr. Xiao Laiwen

### REMUNERATION COMMITTEE MEMBERS

Mr. Xiao Laiwen (*Chairman of remuneration committee*)  
Mr. Lau Muk Kan  
Mr. Lock Kiu Yin

### COMPLIANCE OFFICER

Mr. Tan Thiam Kiat Kelvin

### COMPANY SECRETARY

Ms. Wong Tsz Yan Pinky

### AUTHORISED REPRESENTATIVES

Mr. Tan Thiam Kiat Kelvin  
Ms. Wong Tsz Yan Pinky

### INDEPENDENT AUDITOR

McMillan Woods (Hong Kong) CPA Limited  
24/F., Siu On Centre  
188 Lockhart Road, Wan Chai  
Hong Kong

### REGISTERED OFFICE

Windward 3, Regatta Office Park  
PO Box 1350  
Grand Cayman KY1-1108  
Cayman Islands

### HEAD OFFICE AND PRINCIPAL PLACE OF BUSINESS

14 Loyang Way 4  
Singapore 507601

### PRINCIPAL PLACE OF BUSINESS IN HONG KONG REGISTERED UNDER PART 16 OF THE COMPANIES ORDINANCE (CAP 622)

Unit 1104A, 11/F, Kai Tak Commercial Building  
317-319 Des Voeux Road Central  
Hong Kong

## CORPORATE INFORMATION

### PRINCIPAL SHARE REGISTRAR AND TRANSFER OFFICE IN CAYMAN ISLANDS

Ocorian Trust (Cayman) Ltd.  
Windward 3, Regatta Office Park  
PO Box 1350  
Grand Cayman KY1-1108  
Cayman Islands

### HONG KONG BRANCH SHARE REGISTRAR AND TRANSFER OFFICE

Union Registrars Limited  
Suites 3301-04, 33/F., Two Chinachem Exchange Square  
338 King's Road  
North Point  
Hong Kong

### PRINCIPAL BANKER

DBS Bank Ltd  
12 Marina Boulevard  
Marina Bay Financial Centre Tower 3  
Singapore 018982

### COMPANY'S WEBSITE

[www.kpmholding.com](http://www.kpmholding.com)

### STOCK CODE

8027



## CHAIRMAN'S STATEMENT

Dear Shareholders,

On behalf of the board (the "Board") of directors (the "Directors") of KPM Holding Limited (the "Company"), I am pleased to present the annual report and the audited consolidated financial statements of the Company and its subsidiaries (collectively referred to as the "Group") for the year ended 31 December 2022.

### PERFORMANCE

For the year ended 31 December 2022, the Group recorded a 63.8% increase in revenue from approximately S\$18,542,000 in 2021 to approximately S\$30,379,000 in 2022. Gross profit and loss for the year of the Group were approximately S\$3,362,000 (2021: S\$2,317,000) and approximately S\$1,622,000 (2021: profit of approximately S\$246,000) respectively.

### OUTLOOK

Looking forward, the demand in the construction sector activities in Singapore will slowly recover, yet the construction industry in Singapore will remain challenging due to the fierce competition in bidding prices and higher material costs. The Group will deploy more resources to the business of provision of fitting-out and renovation services to meet the capital requirement for expansion and operation of the business. The Group will continue to manage its expenditures, review the business strategy constantly and look for other business opportunities to cope with existing market environment in a cautious and prudent manner.

### APPRECIATION

On behalf of the Board, I would like to express my sincere gratitude to the management and staff of the Group for their hard work and dedication as well as to our shareholders and business partners for the continued support.

**Tan Thiam Kiat Kelvin**

*Chairman and Executive Director*

Singapore, 31 March 2023



## MANAGEMENT DISCUSSION AND ANALYSIS

### FINANCIAL REVIEW

#### Revenue and Results

For the year ended 31 December 2022, the Group recorded a revenue of approximately S\$30,379,000 (2021: S\$18,542,000) and loss of approximately S\$1,622,000 (2021: profit or approximately S\$246,000).

Revenue had increased by approximately 63.8% or S\$11,837,000. The gross profit and gross profit margin for the year ended 31 December 2022 was approximately S\$3,362,000 (2021: S\$2,317,000) and approximately 11.1% (2021: 12.5%) respectively. Increase of revenue is mainly due to the revenue generated for the fitting-out and renovation services business during the year ended 31 December 2022 as more projects have been undertaken by the Group.

Other income for the year ended 31 December 2022 included government grants of approximately S\$118,000 which is mainly in respect of COVID-19 related subsidies. The Group also recorded approximately S\$147,000 interest income which was mainly arise from loan receivables.

Other gains and losses for the year ended 31 December 2022 included approximately S\$91,000 of foreign exchange loss which was mainly arise from loan receivables and cash and cash equivalents denominated in Hong Kong dollars which was depreciating against Singapore dollars.

Selling and administrative expenses for the year ended 31 December 2022 was approximately S\$4,178,000 (2021: S\$2,447,000) representing an increase of approximately S\$1,731,000 or 70.7% mainly due to higher staff costs, advertisement expenses and legal and professional fees incurred.

The Group recorded a loss before tax for the year ended 31 December 2022 of approximately S\$1,622,000, compared to profit of approximately S\$334,000 for the corresponding period in 2021.

Loss for the year ended 31 December 2022 was approximately S\$1,622,000, compared to profit or approximately S\$246,000 for the corresponding period in 2021.

#### Liquidity and Financial Resources

The Group's exposure to liquidity risk arises in the general funding of the Group's operations, in particular, that the duration of the contracts span from 1 month to 4 years and during which the amount of progress claim vary from month to month depending on the provision of signage and related products for the month. The supply and installation schedule is as directed by the customer, in accordance with the main contractor's schedule. As such, the Group actively manage our customers' credit limits, aging, and repayment of retention monies and monitor the operating cash flows to ensure adequate working capital funds and repayment schedule is met.





## MANAGEMENT DISCUSSION AND ANALYSIS

For the year ended 31 December 2022, the cash and cash equivalents of the Group has decreased by approximately S\$1,101,000. This was mainly arise from net cash used in operating activities of approximately S\$4,217,000 and repayment of bank loan and its interest of approximately S\$402,000, offset with receipt of approximately S\$2,677,000 from loan receivables and net proceeds from issuance of new shares of approximately S\$1,017,000.

The total interest-bearing borrowing of the Group as at 31 December 2022 was S\$3,210,000 (2021: S\$2,659,000). The Group's gearing ratio as at 31 December 2022 was approximately 17.3% (2021: approximately 15.5%), which is calculated as the Group's total borrowing over the Group's total assets.

As at 31 December 2022, the Group had cash and cash equivalents of approximately S\$2,516,000 (2021: approximately S\$3,617,000) which were placed with major banks in Singapore and Hong Kong.

### BUSINESS REVIEW

Revenue from the sale of signage, bollard, variable-message signs, bus stops and aluminium railing in the public and private sectors in Singapore was amounted to approximately S\$7,539,000 and S\$7,939,000 for the year ended 31 December 2022 and 2021 respectively. The revenue has decreased by approximately S\$400,000 mainly due to the absence of new contracts to replace those which are near expiry.

Revenue from the business of provision of fitting-out and renovation services for commercial premises and residential developments amounted to approximately S\$22,840,000 and S\$10,603,000 during the year ended 31 December 2022 and 2021 respectively. The Group is responsible for the overall management of the contracted projects which involves sourcing, procurement and quality control of materials, arrangement of subcontractors, and supervision and inspection of the project progress until completion and may also provide design services upon clients' request.

### FOREIGN EXCHANGE EXPOSURE

The Group transacts mainly in Singapore Dollars, which is the functional currency of the Group. The Group is of the opinion that its exposure to foreign exchange rate risk is limited. The Group currently does not have a foreign currency hedging policy. However, the management monitors foreign exchange exposure closely and will consider hedging significant foreign currency exposure should the need arise. The Group had an unrealised foreign exchange loss of approximately S\$91,000 mainly due to the Group retains the proceeds from placement in Hong Kong Dollars which was depreciated against the Singapore Dollars.

### SIGNIFICANT INVESTMENTS HELD, MATERIAL ACQUISITIONS AND DISPOSALS, AND FUTURE PLANS FOR MATERIAL INVESTMENTS OR CAPITAL ASSETS

There were no significant investments held, nor were there any material acquisitions and disposals of subsidiaries, associates and joint ventures during the year ended 31 December 2022. The Group had no specific future plan for material investments or capital assets as at 31 December 2022.



## MANAGEMENT DISCUSSION AND ANALYSIS

### CHARGES ON GROUP'S ASSETS

As at 31 December 2022, the Group's borrowings are secured by the lessor's title to the relevant leasehold land, building and leased motor vehicles with the aggregate carrying values amounting to approximately S\$3,415,000 (2021: approximately S\$3,733,000).

### CAPITAL COMMITMENTS

As at 31 December 2022, the Group did not have any capital commitment (2021: Nil).

### EMPLOYEE INFORMATION

As at 31 December 2022, the Group had an aggregate of 97 (2021: 70) employees.

The employees of the Group are remunerated according to their job scope and responsibilities. The local employees are also entitled to discretionary bonus depending on their respective performance. The foreign workers are employed on one or two year contractual basis and are remunerated according to their work skills. The Company has adopted a share option scheme for the grant of share options to eligible participants which includes the employees. The Group also provides staff training for the employees.

Total staff costs, including Directors' emoluments, amounted to approximately S\$3,834,000 for the year ended 31 December 2022 (2021: approximately S\$2,838,000).



## DIRECTORS AND SENIOR MANAGEMENT PROFILE

### EXECUTIVE DIRECTORS

**Mr. Tan Thiam Kiat Kelvin (陳添吉)**, age 50, a co-founder, an executive Director and the Chairman of the Group. He was first appointed as the Director on 10 March 2015. Mr. Tan Thiam Kiat Kelvin is also the director of Signmechanic Pte Ltd (“Signmechanic Singapore”), appointed on 1 December 1997. He has more than 20 years of experience in the signage industry.

Mr. Tan Thiam Kiat Kelvin started his career as a project team member in a company whose principal business was in signage related works. Signmechanic Singapore was acquired by Mr. Tan Thiam Kiat Kelvin and Mr. Tan Kwang Hwee Peter (who was an ex-colleague in that company) years after.

Since 1997, Mr. Tan Thiam Kiat Kelvin has been involved in Signmechanic Singapore, focusing on the growth of the business. Mr. Tan Thiam Kiat Kelvin is involved in overall management, strategic planning and business development, and maintains relationships with key customers in the public infrastructure sector.

Mr. Tan Thiam Kiat Kelvin graduated with a diploma in electronic engineering from Ngee Ann Polytechnic, Singapore in August 1992.

**Ms. Kong Weishan (孔維姍)**, aged 40, was appointed as an executive Director on 25 January 2017.

Ms. Kong Weishan graduated from Chongqing University of Posts and Telecommunications (重慶郵電大學) with bachelor’s degrees in geographic information system. Ms. Kong Weishan has extensive experience in business operation and management. She had held managerial roles in various sizable corporations.

### INDEPENDENT NON-EXECUTIVE DIRECTORS

**Mr. Lock Kiu Yin (陸翹彥)**, age 41, was appointed as an independent non-executive Director on 8 May 2018. He is currently the chairman of the audit committee and a member of the nomination committee and remuneration committee of the Company.

Mr. Lock Kiu Yin graduated from Curtin University of Technology with a Bachelor of Commerce degree in accounting and accounting technologies in 2004. He is a member of CPA Australia. He has more than 10 years of experience in accounting and finance.

**Mr. Lau Muk Kan (劉木根)**, age 72, was appointed as an independent non-executive Director on 13 June 2018. He is currently the chairman of the nomination committee and a member of the audit committee and remuneration committee of the Company.

Mr. Lau Muk Kan has engaged in the manufacturing industry for over 30 years. He has extensive experience in business management and corporation operation management.



## DIRECTORS AND SENIOR MANAGEMENT PROFILE

**Mr. Xiao Laiwen (肖來文)**, age 34, was appointed as an independent non-executive Director on 9 November 2019. He is currently the chairman of the remuneration committee and a member of the audit committee and nomination committee of the Company.

Mr. Xiao Laiwen graduated from Xiangtan University with a bachelor's degree in economics. He has extensive experience in the manufacturing and technology industries.

### SENIOR MANAGEMENT

**Mr. Soh Chiau Kim (蘇招金)**, age 43, was appointed as the general manager of the Company since March 2013. He is responsible for overall management of operations, with a focus on the execution of contracts. His roles include managing, executing and coordinating the entire contracts, in particular larger value road infrastructure projects.

### COMPANY SECRETARY

**Ms. Wong Tsz Yan Pinky**, age 34, is the company secretary of the Company. She was appointed as the company secretary of the Company since 11 March 2016. Ms. Wong Tsz Yan Pinky is a member of the Hong Kong Institute of Certified Public Accountants. She holds a Bachelor of Administrative Studies with Honours (specialised in accounting) from the York University.

### COMPLIANCE OFFICER

Mr. Tan Thiam Kiat Kelvin is an executive Director and the compliance officer of the Company. His biographical details and professional qualifications are set out on page 9 of this report.



## CORPORATE GOVERNANCE REPORT

### CORPORATE GOVERNANCE PRACTICES

The Board considers good corporate governance is a key element in managing the business and affairs of the Group. The management of the Group periodically reviews and proposes amendments to its corporate governance practices for compliance with the Corporate Governance Code (the “CG Code”) as set out in part 2 of Appendix 15 to the GEM Listing Rules. In the opinion of the Board, the Company has complied with the CG Code during the year ended 31 December 2022.

### CORPORATE CULTURE AND STRATEGY

By recognising the importance of stakeholders at the Board level and throughout the Group, we strive to create values to the stakeholders through sustainable growth and continuous development. The Board has set out the core values to provide guidance on employees’ conduct and behaviours as well as the business activities, and to ensure they are embedded throughout the Company’s vision, mission, policies and business strategies.

The Group recognises that a healthy corporate culture across the Group is vital for the Group to achieve its vision and mission towards sustainable growth, and has gradually developed a corporate culture emphasising on lawful, ethical and responsible business conduct over the years, which has been reflected in the overall operations and management of the Group. It is the Board’s role to foster a healthy corporate culture and ensure that the Company’s vision, values and business strategies are aligned to it. The Group will continuously review and adjust, if necessary, its business strategies and keep track of the changing market conditions to ensure prompt and proactive measures will be taken to respond to the changes and meet the market needs to foster the sustainability of the Group.

### CODE OF CONDUCT FOR DIRECTORS’ SECURITIES TRANSACTIONS

The Company has adopted a code of conduct regarding securities transactions by the Directors on terms no less exacting than the required standard of dealings set out in Rules 5.48 to 5.67 of the GEM Listing Rules. Having been made specific enquiry, all the Directors confirmed that they have complied with the required standard of dealings and the code of conduct regarding securities transactions by Directors adopted by the Company during the year ended 31 December 2022. The Company was not aware of any non-compliance with such required standard of dealings regarding securities transactions by Directors throughout the year ended 31 December 2022.

### BOARD OF DIRECTORS

The Company is governed by the Board which has the responsibility for leadership and monitoring of the Company. The Directors are collectively responsible for promoting the success of the Group by directing and supervising the Group’s affairs. As at the date of this report, the Board comprises five Directors of which two are executive Directors and three are independent non-executive Directors.

The Board sets strategies and directions for the Group’s activities with a view to developing its business and enhancing shareholders’ value. The Board has delegated the daily operation and day-to-day management of the Group as well as the implementation of the Board’s policies and strategies to the executive Directors and management of the Group.

All Directors carry out their duties in good faith and in compliance with applicable laws and regulations, making decisions objectively and acting in the interests of the Company and its shareholders at all times.

The Group will continue to update the Directors on the latest developments regarding the GEM Listing Rules and other applicable regulatory requirements to ensure compliance and enhance their awareness of good corporate governance practices.



## CORPORATE GOVERNANCE REPORT

### DIRECTORS' ATTENDANCE AT BOARD MEETING

During the year ended 31 December 2022, the Board held 7 board meetings and 1 general meeting and the attendance of each Director is set out as follows:

Directors	Number of meetings attended/ eligible to attend	
	Board meetings	Annual general meeting
<b>Executive Directors</b>		
Mr. Tan Thiam Kiat Kelvin	5/7	1/1
Ms. Kong Weishan	7/7	1/1
<b>Independent non-executive Directors</b>		
Mr. Lock Kiu Yin	7/7	1/1
Mr. Lau Muk Kan	7/7	1/1
Mr. Xiao Laiwen	7/7	1/1

### APPOINTMENT AND RE-ELECTION OF THE DIRECTORS

Each of the executive Directors has entered into a service contract with the Company with an initial term of three years commencing from the execution date. Each of the independent non-executive Directors has signed a letter of appointment with the Company with a term of two years commencing from the execution date. By virtue of the articles of association of the Company, the Directors shall have the power from time to time and at any time to appoint any person as a Director either to fill a casual vacancy or as an addition Director but so that the number of Directors so appointed shall not exceed the maximum number determined from time to time by the shareholders in general meeting. Any Director appointed by the Board to fill a casual vacancy shall hold office until the first general meeting of shareholders after his appointment and be subject to re-election at such meeting. Any Director appointed by the Board as an addition to the existing Board shall hold office only until the next following annual general meeting of the Company and shall then be eligible for re-election.

Pursuant to the articles of association of the Company, all Directors, including those appointed for a specific term, are subject to retirement by rotation at least once every three years. At each annual general meeting, one-third of the Directors for the time being, or, if their number is not three or a multiple of three, then the number nearest to but not less than one-third, shall be subject to retirement by rotation at least once every three years. Such retiring Director shall be eligible for re-election.

### CHAIRMAN AND CHIEF EXECUTIVE OFFICER

Pursuant to code provision C.2.1 of the CG Code, the roles of chairman and chief executive officer should be separate and should not be performed by the same individual. The division of responsibilities between the chairman and chief executive officer should be clearly established and set out in writing. Mr. Tan Thiam Kiat Kelvin serves as the Chairman of the Company and he is responsible for Group's overall management, strategic planning and business development while the executive Directors, department heads and various committees collectively oversees the day-to-day management and operations of the Group, which fulfill the function of chief executive officer.

## CORPORATE GOVERNANCE REPORT

### INDEPENDENT NON-EXECUTIVE DIRECTORS

The independent non-executive Directors are persons with relevant academic and professional qualifications. They advise the Company on strategic development, which enables the Board to maintain high standards of compliance with financial and other regulatory requirements. In compliance with Rules 5.05(1), 5.05(2) and 5.05A of the GEM Listing Rules, the Company has appointed three independent non-executive Directors representing more than one-third of the Board and with at least one of whom having appropriate professional qualifications, or accounting or related financial management expertise.

The Board has established mechanisms to ensure independent views and input are available to the Board, which the Board shall review on an annual basis to ensure the implementation and effectiveness of such mechanisms. A summary of the mechanism is set out below:

- i) The Board shall ensure the appointment of at least three independent non-executive Directors and at least one-third of the Board members being independent non-executive Director.
- ii) The Nomination Committee shall strictly adhere to the nomination policy and the independence assessment criteria as set out in the GEM Listing Rules with regard to the nomination and appointment of independent non-executive Directors. Every independent non-executive Director is required to inform the Company as soon as practicable if there is any change in his or her own personal particulars that may materially affect his or her independence and provide an annual confirmation of his or her independence pursuant to the GEM Listing Rules. The Nomination Committee is mandated to assess annually the independence of all independent non-executive Directors by reference to the independence criteria as set out in the GEM Listing Rules to ensure that they can continually exercise independent judgement.
- iii) The Company shall ensure that the independent non-executive Directors be given the opportunity and channel to communicate and express their independent views and inputs to the Chairman, the Board and its committees. The Chairman of the Board shall at least annually hold meetings with the independent non-executive Directors without the presence of other Directors to discuss major issues and any concerns.
- iv) The Director shall not vote or be counted in the quorum on any board resolution approving any contract or arrangement in which such Director or any of his/her close associates has a material interest.

The Company has received from each of the independent non-executive Directors an annual confirmation of his independence pursuant to Rule 5.09 of the GEM Listing Rules and the Board considers that all the independent non-executive Directors to be independent and meet the requirements set out in Rule 5.09 of the GEM Listing Rules.

### DIRECTORS' PARTICIPATION IN CONTINUOUS PROFESSIONAL TRAININGS

Any newly appointed Director will be given briefings on the business activities of the Group, its strategic directions, governance practices and Director's duties and obligations. During the year, the Directors received from the Company from time to time the updates on laws, rules and regulations which might be relevant to their roles, duties and functions as director of a listed company. All Directors have been updated with the latest developments regarding the GEM Listing Rules and other applicable regulatory requirement to ensure compliance and enhance their awareness of good corporate governance practices. In addition, continuing briefings and professional development to Directors will be arranged whenever necessary.

## CORPORATE GOVERNANCE REPORT

All Directors confirmed that they have participated in continuous professional development during the year ended 31 December 2022 by reading relevant articles and materials and attending seminars, courses or conferences to develop and refresh their knowledge and skills.

### AUDIT COMMITTEE

The Company established an audit committee (the "Audit Committee") on 23 June 2015 with written terms of reference in compliance with the GEM Listing Rules and the CG Code. The Audit Committee consists of three independent non-executive Directors namely Mr. Lock Kiu Yin, Mr. Xiao Laiwen and Mr. Lau Muk Kan. Mr. Lock Kiu Yin, a Director with the appropriate professional qualifications, serves as the chairman of the Audit Committee.

Among other things, the primary duties of the Audit Committee are to make recommendation to our Board on the appointment, reappointment and removal of external auditor, monitor integrity of the Group's consolidated financial statements, review significant financial reporting judgements contained in them, oversee the Group's financial reporting, internal control, risk management systems and audit process and to perform other duties and responsibilities as assigned by the Board.

During the year ended 31 December 2022, the Audit Committee held 5 meetings and the attendance of each Audit Committee member is set out as follows:

<b>Audit Committee members</b>	<b>Number of meetings attended/ eligible to attend</b>
Mr. Lock Kiu Yin ( <i>Chairman</i> )	5/5
Mr. Lau Muk Kan	5/5
Mr. Xiao Laiwen	5/5

The following is a summary of work performed by the Audit Committee during the year ended 31 December 2022:

- (i) reviewed the Group's annual financial results for 2021, and the Group's quarterly and half-yearly financial results for 2022;
- (ii) reviewed in detail, with both management and the external auditors (a) the approach and methodology applied with respect to matters subject to external audit for the financial year ended 2022; and (b) significant findings of the external auditors pursuant to such external audit and management's response to external auditors' recommendations in respect of such findings;
- (iii) reviewed the internal control, risk management and financial report matters; and
- (iv) made recommendations on the appointment and resignation of external auditor.



## CORPORATE GOVERNANCE REPORT

### REMUNERATION COMMITTEE

The Company established a remuneration committee (the “Remuneration Committee”) on 23 June 2015 with written terms of reference in compliance with the GEM Listing Rules and the CG Code. The Remuneration Committee consists of three independent non-executive Directors namely Mr. Xiao Laiwen, Mr. Lock Kiu Yin and Mr. Lau Muk Kan. Mr. Xiao Laiwen serves as the chairman of the Remuneration Committee.

The primary duties of the Remuneration Committee include:

- (i) making recommendations to the Board on the policy and structure for all remuneration of Directors and senior management and on the establishment of a formal and transparent procedure for developing policies on such remuneration;
- (ii) make recommendations to the Board on the remuneration package of the Directors and senior management and ensure none of the Directors or their associates is involved in deciding their own remuneration; and
- (iii) reviewing and approving the management’s remuneration proposals by reference to corporate goals and objectives resolved by the Directors from time to time.

During the year ended 31 December 2022, the Remuneration Committee held 1 meeting and the attendance of each Remuneration Committee member is set out as follows:

<b>Remuneration Committee members</b>	<b>Number of meetings attended/ eligible to attend</b>
Mr. Xiao Laiwen ( <i>Chairman</i> )	1/1
Mr. Lock Kiu Yin	1/1
Mr. Lau Muk Kan	1/1

During the year ended 31 December 2022, the Remuneration Committee has reviewed the Group’s overall remuneration practices and scale and other remuneration-related matters. It also deliberated on matters relating to the remuneration packages of the Directors and senior management.

### NOMINATION COMMITTEE

The Company established a nomination committee (the “Nomination Committee”) on 23 June 2015 with written terms of reference in compliance with the CG Code. The Nomination Committee consists of three independent non-executive Directors namely Mr. Lau Muk Kan, Mr. Xiao Laiwen and Mr. Lock Kiu Yin. Mr. Lau Muk Kan serves as the chairman of the Nomination Committee.

The primary function of the Nomination Committee is to review the structure, size, composition and diversity of the Board, assess the independence of independent non-executive Directors, make recommendations to the Board on the appointment or reappointment of Directors and review the board diversity policy and nomination policy of the Company.

## CORPORATE GOVERNANCE REPORT

During the year ended 31 December 2022, the Nomination Committee held 1 meeting and the attendance of each Nomination Committee member is set out as follows:

<b>Nomination Committee members</b>	<b>Number of meetings attended/ eligible to attend</b>
Mr. Lau Muk Kan ( <i>Chairman</i> )	1/1
Mr. Lock Kiu Yin	1/1
Mr. Xiao Laiwen	1/1

During the year ended 31 December 2022, the Nomination Committee has reviewed the structure, size and composition of the Board, the independence of independent non-executive Directors and the board diversity policy and the nomination policy. It has also recommendations to the Board on the re-appointment of Directors.

### Board Diversity

The Company has adopted a board diversity policy. The Company seeks to achieve Board diversity through consideration of a number of factors, including but not limited to gender, age, cultural and educational background, ethnicity, professional experience, skills, knowledge and length of service. All Board appointments will be based on merit, and candidates will be considered against objective criteria, having due regard for the benefits of diversity on the Board. Upon the review of the Board's composition taking into account the diversity policy, the Nomination Committee considers that the Board has maintained an appropriate mix and balance of gender, age, ethnicity, skills, knowledge, experience and diversity of perspectives appropriate to the business requirements of the Company. The Nomination Committee and the Board review the board diversity policy and its implementation annually to ensure its continued effectiveness.

The Company is conscious of maintaining Board diversity with an appropriate level of members of both genders on the Board. All appointments of Directors will take into account the measurable objectives with regard to the benefits of diversity on the Board to develop a pipeline of potential successors to the Board to maintain gender diversity. For the year ended 31 December 2022, the Company has achieved the following measurable objectives that the Board has set for implementing the board diversity policy:

- a. To ensure at least one member of the Board shall have obtained accounting or other professional qualification;
- b. To ensure at least 50% of the members of the Board shall have attained bachelor's degree or higher level of education;
- c. To ensure the Board has members of both genders : and
- d. To ensure the age distribution of the members of the Board comprised of people from at least two decades.

As at 31 December 2022, the Board comprised four males, representing 80% of the Board, and one female, representing 20% of the Board.

## CORPORATE GOVERNANCE REPORT

The Group strictly adheres to fair and appropriate employment practices and labour standards. With an anti-discriminatory and equal-opportunity policy in place, the Group provides job applicant and employees with equal opportunities of employment and promotion, and prohibits all forms of discrimination on gender, religion, race, disability or age. As at 31 December 2022, the gender composition of the workforce (including senior management) was approximately 72% male and approximately 28% female.

The Board considered that gender diversity of the Board and the workforce of the Group has been well maintained and in line with the industry which the Group operate its businesses in during the year end 31 December 2022. As such, the plan for the Group in terms of gender diversity in workforce is to maintain the balance of gender diversity in the foreseeable future.

### **Nomination Policy**

The Board has adopted a nomination policy (the “Nomination Policy”) which sets out the selection criteria and procedure of appointing and re-appointing a Director.

#### ***Selection criteria***


In assessing the suitability of a proposed candidate, the Nomination Committee would consider factors including:

- character and integrity;
- professional qualifications, skills, knowledge and relevant experience in the industry;
- whether the candidate can contribute to the diversity of the Board, including but not limited to gender, age, cultural and educational background, ethnicity, professional experience, skill, knowledge and length of service;
- willingness and ability of the candidate to devote adequate time to discharge duties as a member of the Board and/or Board committee(s) of the Company; and
- where the candidate is proposed to be appointed as an independent non-executive Director, whether the candidate is independent in the context of GEM Listing Rules.

These factors are for reference only, and not meant to be exhaustive and decisive. The Nomination Committee has the discretion to nominate any person, as it considers appropriate.

#### ***Nomination Procedures***

The procedure of appointing and re-appointing a Director is summarised as follows:

- nomination and invitation of suitable candidates by any member of the Nomination Committee or the Board;
  - evaluation of the candidate based on all selection criteria as set out in the Nomination Policy;
  - performing due diligence in respect of each candidate and making recommendation for the Board’s consideration and approval;
- 

## CORPORATE GOVERNANCE REPORT

- in case of nomination of an independent non-executive Director, assessing the candidate's independence under the relevant code provisions of the CG Code and the GEM Listing Rules;
- in the context of re-appointment of retiring Directors, reviewing the candidate's overall contribution and performance and making recommendations to the Board and/or the shareholders for consideration in connection with his/her re-election at general meetings; and
- convening a meeting of the Board to consider the appointment or re-appointment of the candidate as a Director

The Nomination Committee shall review the nomination policy and assess its effectiveness on a regular basis or as required.

## CORPORATE GOVERNANCE FUNCTIONS

The Board is responsible for performing the corporate governance functions as set out in the CG Code.

During the year ended 31 December 2022, the Board has reviewed and monitored the Company's corporate governance policies and practices, training and continuous professional development of Directors and senior management, the Company's policies and practices on compliance with legal and regulatory requirements, the Company's code of conduct and the compliance with the CG Code and disclosure in this Corporate Governance Report.

## REMUNERATION OF DIRECTORS AND SENIOR MANAGEMENT

Particulars of the Directors' remuneration and the five highest paid employees for the year ended 31 December 2022 are set out in note 12 to the consolidated financial statements in this annual report.

The remuneration of the members of the senior management (other than the Directors), whose particulars are contained in the section headed "Directors and Senior Management Profile" of the annual report, for the year ended 31 December 2022 by band is set out below:

Remuneration band	Number of individuals
Nil to HK\$1,000,000	2

## AUDITORS' REMUNERATION

The remuneration payable to the Company's external auditors, McMillan Woods (Hong Kong) CPA Limited, for the year ended 31 December 2022, is set out as follows:

	Fees paid/ payable S\$
Annual audit services	100,000

The amount of fees charged by the auditors generally depends on the scope and volume of the auditors' work.

## CORPORATE GOVERNANCE REPORT

### RISK MANAGEMENT AND INTERNAL CONTROLS

The Board has the overall responsibility for evaluating and determining the nature and extent of the risks it is willing to take in achieving the Group's strategic objectives, and maintaining sound and effective risk management and internal control systems (including reviewing their effectiveness) to safeguard shareholder's investment and the Group's assets.

The Group has engaged an independent consultant (the "Consultant") to perform the internal audit functions and evaluate the risk management and internal control systems of the Group. The Consultant reported the risks and internal control weaknesses identified during the reviews and the recommended corrective actions directly to the Audit Committee. The Board has reviewed and will adopt the recommendations of the Consultants and the Audit Committee.

During the year ended 31 December 2022, the management presented to the Audit Committee and the Board on the Group's risk profile, status of risk mitigation action plans and results of various assurance activities carried out during the year ended 31 December 2022 on the Group's risk management and internal control systems addressing financial, operational, compliance and information technology risks. The assurance activities include controls self-assessment performed by the management, internal and external audits performed by independent professional parties and external certifications by external certification centers.

Based on the risk management framework and internal controls established and maintained by the Group, work performed by the independent professional parties and reviews performed by management, various Board committees and the Board, the Audit Committee and the Board consider the risk management and internal control systems of the Group to be adequate and effective for the year ended 31 December 2022.


The Board notes that system of risk management and internal controls established by the Group provides reasonable, but not absolute, assurance that the Group will not be adversely affected by any event that can be reasonably foreseen as it strives to achieve its business objectives. However, the Board also notes that no system of internal controls and risk management can provide absolute assurance in this regard, or absolute assurance against the occurrence of material errors, poor judgement in decision-making, human error, losses, fraud or other irregularities.

### COMPANY SECRETARY

Ms. Wong Tsz Yan Pinky ("Ms. Wong") has been appointed as the company secretary of the Company since 11 March 2016 pursuant to Rule 5.14 of the GEM Listing Rules. Ms. Wong has taken no less than 15 hours of professional training during the year ended 31 December 2022.

### SHAREHOLDERS' RIGHTS

The general meetings of the Group provide an opportunity for communication between the shareholders and the Board. An annual general meeting of the Company shall be held in each year and at the place as may be determined by the Board. The Board and the external auditor are present to address shareholders' queries.



## CORPORATE GOVERNANCE REPORT

### Right to Convene Extraordinary General Meeting and Put Forward Proposals at General Meeting

Any one or more shareholder(s) holding at the date of the deposit of the requisition not less than one tenth of the paid-up capital of the Company carrying the right of voting at general meetings of the Company, shall at all times have the right, by written requisition sent to the Company's principal office as set out in the manner below, to require an extraordinary general meeting ("EGM") to be called by the Board for the transaction of any business specified in such requisition; and such meeting shall be held within two months after the deposit of such requisition.

The written requisition must state the purposes of the meeting, signed by the requisitionist(s) and deposit it to the Board or the company secretary of the Company at the Company's principal place of business at Unit 1104A, 11/F, Kai Tak Commercial Building, 317-319 Des Voeux Road Central, Hong Kong, and such may consist of several documents in like form, each signed by one or more requisitionist(s).

The request will be verified with the Company's branch share registrar in Hong Kong and upon their confirmation that the request is proper and in order, the company secretary of the Company will ask the Board to convene an EGM by serving sufficient notice in accordance with the statutory requirements to all the shareholders. On the contrary, if the request has been verified not in order, the shareholders will be advised of this outcome accordingly, and an EGM will not be convened as requested. If within 21 days from the date of the deposit of the requisition the Board fails to proceed to convene such meeting, the requisitionist(s) may convene a meeting in the same manner, and all reasonable expenses incurred by the requisitionist(s) as a of the failure of the Board shall be reimbursed by the Group to the requisitionist(s).

### Right to Put Enquiries to the Board

Shareholders have the right to put enquiries to the Board. All enquiries shall be in writing and sent by post to the principal place of business of the Company in Hong Kong for the attention of the company secretary.

## CONSTITUTIONAL DOCUMENTS

During the year ended 31 December 2022, there had been no significant change in the Company's constitutional documents. The articles of association of the Company are available on the websites of the Stock Exchange and the Company.

## COMMUNICATION WITH SHAREHOLDERS AND INVESTOR RELATIONS

The Company believes that maintaining effective communication with the investment industry is crucial to having a deeper understanding of the Company's business and its development among investors. To achieve this goal and increase transparency, the Company will continue to adopt proactive measures to foster better investor relations and communications. The Company has adopted the shareholders communication policy with the objective of ensuring that the shareholders and potential investors are provided with ready, equal and timely access to balanced and understandable information about the Company. The Company has reviewed the implementation and effectiveness of such policy during the year ended 31 December 2022 and considered that it is sufficient and effective.

## CORPORATE GOVERNANCE REPORT

The Company has established several channels to communicate with the shareholders as follows:

- (i) Corporate communications such as annual reports, interim reports, quarterly reports and circulars are issued in printed form and are available on the Stock Exchange's website at [www.hkexnews.hk](http://www.hkexnews.hk) and the Company's website at [www.kpmholding.com](http://www.kpmholding.com);
- (ii) Periodic announcements are made through the Stock Exchange and published on the respective websites of the Stock Exchange and the Company;
- (iii) Corporate information is made available on the Company's website;
- (iv) Annual and extraordinary general meetings provide a forum for the shareholders to make comments and exchange views with the Board; and
- (v) The Hong Kong branch share registrar of the Company serves the shareholders in respect of share registration, dividend payment and related matters.

Shareholders and investors may also write directly to the Company's principal place of business in Hong Kong for any inquiries.

During the year, there was no change to the Company's memorandum and articles of association.

### ACCOUNTABILITY AND AUDIT FINANCIAL REPORTING

The management provides such explanation and information to the Board and reports to the Board on the financial position and prospects of the business of the Company so as to enable the Board to make an informed assessment of the financial and other information put before the Board for approval.

The Directors acknowledge their responsibilities for preparing the financial statements of the Group that give a true and fair view of the state of affairs of the Group. As at 31 December 2022, the Board was not aware of any material uncertainties relating to any events or conditions that might cast significant doubt upon the Group's ability to continue as a going concern and the Board has prepared the financial statements on a going concern basis.

The responsibility of the external auditor is to form an independent opinion, based on their audit, on those consolidated financial statements prepared by the Board and to report their opinion to the shareholders of the Company. A statement by the external auditor about their reporting responsibility is set out in the section headed "Independent Auditors' Report" of this report.



## REPORT OF THE DIRECTORS

The Board is pleased to present the annual report and the audited consolidated financial statements of the Group for the year ended 31 December 2022.

### PRINCIPAL ACTIVITIES

The principal activity of the Company is investment holding. Details of the principal activities of the principal subsidiaries are set out in notes 1 and 35 to the consolidated financial statements in this annual report. The Group is principally engaged in the design, fabrication, installation and maintenance of signage and related products and the business of provision of subcontracting services for fitting-out work of commercial premises and residential developments and renovation work of premises.

### BUSINESS REVIEW

A review of the Group's performance, business activities and development is included in the Chairman's Statement and the Management Discussion and Analysis in the annual report.

### RESULTS AND APPROPRIATIONS

The Group's financial performance for the year ended 31 December 2022 is set out in the consolidated statement of profit or loss and other comprehensive income on page 59 of this report and the financial position of the Group as at 31 December 2022 are set out in the consolidated statement of financial position on page 60 to page 61 of this report. The Directors do not recommend the payment of a final dividend for the year ended 31 December 2022.

### DIVIDEND POLICY

The Company has adopted a dividend policy, pursuant to which the Company may declare and pay dividends to the shareholders of the Company. The recommendation of the payment of any dividend is subject to the absolute discretion of the Board, and any declaration of final dividend will be subject to the approval of the shareholders of the Company.

Subject to compliance with applicable laws, rules, regulations and the articles of association of the Company, in deciding whether to propose a dividend payout, the Board will take into account, among other things, the Group's actual and expected financial performance, expected working capital requirements, capital expenditure requirements and future expansion plans, the retained earnings and distributable reserves and liquidity position of the Group, the general economic conditions and any other factors that the Board deems relevant.

The Board will review the dividend policy from time to time and there is no assurance that dividends will be paid in any particular amount for any given period.

### SUMMARY OF FINANCIAL INFORMATION

A summary of the results and of the assets and liabilities of the Group for the last five financial years is set out in the annual report. The summary does not form part of the audited financial statements.





## REPORT OF THE DIRECTORS

### CONTINGENT LIABILITIES, LEGAL AND POTENTIAL PROCEEDINGS

As at 31 December 2022, the Group did not have any material contingent liabilities, legal proceedings or potential proceedings.

### KEY RISKS AND UNCERTAINTIES

The Board is ultimately responsible for ensuring that the risk management practices of the Group are sufficient to mitigate the risks present in our businesses and operations as efficiently and effectively as possible. The Board delegates some of this responsibility to various operational departments. The Group's financial position, operations, business and prospects may be affected by the following identified risks and uncertainties. The Group adopts risk management policies, measures and monitoring systems to pre-empt and contain exposures associated with the identified risks.

#### Liquidity risk

The Group's exposure to liquidity risk arises in the general funding of the Group's operations, in particular, that the duration of the contracts span from 1 month to 4 years and during which the amount of progress claim vary from month to month.

As such, the Group actively manages our customers' credit limits, aging, and repayment of retention monies and monitors the operating cash flows to ensure adequate working capital funds and repayment schedule is met.

#### Foreign Exchange Exposure

The Group mainly operates in Singapore but the Group has retained the proceeds from placement in Hong Kong Dollars, which exposed the Group to foreign exchange risk arising from the fluctuations of exchange rate for Hong Kong Dollars against Singapore Dollars. The Group does not have a foreign currency hedging policy but it continuously monitors its foreign exchange exposure and will apply appropriate measures if necessary.

### GOING CONCERN

Based on the current financial position and financing facilities available, the Group has sufficient financial resources for ongoing operation in the foreseeable future. As such, the consolidated financial statements were prepared on a going concern basis.



## REPORT OF THE DIRECTORS

### PROPERTY, PLANT AND EQUIPMENT AND RIGHT-OF-USE ASSETS

Details of movements in the Group's property, plant and equipment and right-of-use assets during the year ended 31 December 2022 are set out in notes 15 and 16 to the consolidated financial statements.

### BANK AND OTHER BORROWINGS

As at 31 December 2022, the Group's borrowings comprised the property loan of approximately S\$2,258,000 (2021: S\$2,608,000) and lease liabilities of approximately S\$952,000 (2021: S\$50,000). Details of the bank borrowings and lease liabilities are set out in note 24 and note 25 to the consolidated financial statements respectively.

### SHARE CAPITAL

Details of movements in the Company's share capital during the year ended 31 December 2022 are set out in note 27 to the consolidated financial statements.

### RESERVES

Details of change in reserves of the Group and the Company are set out on page 62 and page 129 of this report respectively.

### DISTRIBUTABLE RESERVES

The Company may pay dividends out of the share premium account provided that immediately following the payment of such dividends, the Company will be in a position to pay off its debts as they fall due in the ordinary course of business.

As at 31 December 2022, the Company had distributable reserves amounting to S\$15,488,350 (2021: S\$14,002,553).

### CHARITABLE CONTRIBUTIONS

No charitable contributions was made by the Group during the year ended 31 December 2022 and 2021.

### EVENT AFTER THE REPORTING PERIOD

No significant events have taken place subsequent to 31 December 2022.

### PUBLIC FLOAT

Based on the information that is publicly available to the Company and within the knowledge of the Directors, at least 25% of the Company's total issued share capital was held by the public during the year ended 31 December 2022 and as at the date of this report.



## REPORT OF THE DIRECTORS

### MAJOR CUSTOMERS AND SUPPLIERS

During the year ended 31 December 2022, sales to the Group's five largest customers accounted for approximately 79.1% of total sales and sales to the largest customer included therein amounted to approximately 27.5% of total sales. The Group's five largest suppliers accounted for approximately 83.5% of total purchases during the year ended 31 December 2022 and purchases from the largest supplier included therein amounted to approximately 64.6% of total purchases.

None of the Directors or any of their close associates (as defined in the GEM Listing Rules), or any of the shareholders of the Company (which, to the best knowledge of the Directors, own more than 5% of the Company's issued share capital) had any beneficial interest in the Group's five largest customers or its five largest suppliers during the year ended 31 December 2022.

### ENVIRONMENTAL, SOCIAL AND GOVERNANCE

As a responsible corporation, the Group endeavours to protect the environment, promote environmental and social responsibility to employees and contribute to the community. The Group reviews its environmental practices from time to time and considers implementing further eco-friendly measures and practices in our daily operation. In terms of social responsibilities, the Group pays close attention to the employees' occupational health and safety and is constantly looking for opportunities to contribute to the balanced development of society.

A full Environmental, Social and Governance Report is set out on page 33 to page 52 of the annual report.

### COMPLIANCE WITH RELEVANT LAWS AND REGULATIONS

During the year ended 31 December 2022, as far as the Company is aware, there was no material breach of or non-compliance with applicable laws and regulations by the Group that has a significant impact on the business and operations of our Group.

### RELATIONSHIPS WITH STAKEHOLDERS

The Company recognises that employees are our valuable assets. Thus our Group provides competitive remuneration package to attract and motivate the employees. Our Group regularly reviews the remuneration package of employees and makes necessary adjustments to conform to the market standard.

Our Group also understands that it is important to maintain good relationship with our business partners, suppliers and customers to achieve its long-term goals. Accordingly, our senior management have kept good communication, promptly exchanged ideas and shares business update with them when appropriate. During the year, there was no material and significant dispute between our Group and its business partners, suppliers and customers.



## REPORT OF THE DIRECTORS

### DIRECTORS

The Directors during the year ended 31 December 2022 and up to the date of this report are:

#### Executive Directors

Mr. Tan Thiam Kiat Kelvin (*Chairman*)

Ms. Kong Weishan

#### Independent non-executive Directors

Mr. Lock Kiu Yin

Mr. Lau Muk Kan

Mr. Xiao Laiwen

One-third of the Directors shall retire from office by rotation and re-election at an annual general meeting of the Company in accordance with the Company's articles of association, providing that every Director shall be retired at least once every three years.

### DIRECTORS' SERVICE CONTRACTS

Each of the executive Directors has entered into a service contract with the Company with a term of three years and each of the independent non-executive Directors has signed a letter of appointment with the Company with a term of two years. All Directors are subject to retirement by rotation pursuant to the articles of association of the Company.

No Director proposed for re-election at the forthcoming annual general meeting has a service contract with the Company which is not determinable by the Company within one year without payment of compensation, other than statutory compensation.

### REMUNERATION POLICY

The Directors' fees are subject to shareholders' approval at general meetings. Other remunerations are determined by the Board with reference to the Directors' experience, responsibilities and performance of the Group.

The Remuneration Committee has been charged with the responsibility of making recommendations to the Board on the policy and structures for all aspects of the Directors' and senior management's remuneration. The Remuneration Committee considers factors such as the qualifications and contributions of the individuals, the salaries paid by comparable companies, time commitment and responsibilities of the Directors, employment conditions elsewhere in the Group and desirability of performance-based remuneration. Details of the remuneration of the Directors and five highest paid individuals pursuant to Rules 18.28 to 18.30 of the GEM Listing Rules are set out in note 12 to the consolidated financial statement in this report.

### DIRECTORS AND SENIOR MANAGEMENT PROFILE

Biographical details of the Directors and the senior management of the Group are set out on page 9 to page 10 of this annual report.

## REPORT OF THE DIRECTORS

### DIRECTORS' INTERESTS IN TRANSACTIONS, ARRANGEMENTS AND CONTRACTS

None of the Directors or the Director's connected entity had a material interest, whether directly or indirectly, in any transaction, arrangement or contract of significance in relation to the business of the Group to which the Company or any of its subsidiaries was a party at any time during the year ended 31 December 2022.

### PERMITTED INDEMNITY PROVISION

Pursuant to the articles and associations of the Company, the Directors shall be indemnified and secured harmless out of the assets of the Company from and against all actions, costs, charges, losses, damages and expenses which they shall or may incur or sustain by or by reason of any act done, concurred in or omitted in or about the execution of their duty. Such provisions were in force during the year ended 31 December 2022 and remained in force as at the date of this report.

### COMPETING INTERESTS

The Directors are not aware of any business and interest of the Directors nor the controlling shareholders of the Company nor any of their respective close associates (as defined in the GEM Listing Rules) that compete or may compete with the business of the Group and any other conflict of interests which any such person has or may have with the Group during the year ended 31 December 2022.

### CONFIRMATION OF INDEPENDENCE

The Company has received from each of the independent non-executive Directors an annual confirmation of independence pursuant to Rule 5.09 of the GEM Listing Rules and considers all the independent non-executive Directors to be independent.

### MANAGEMENT CONTRACTS

No contracts, other than employment contracts, concerning the management and administration of the whole and any substantial part of the Company's business were entered into or existed during the year ended 31 December 2022.



## REPORT OF THE DIRECTORS

### DIRECTORS' AND CHIEF EXECUTIVE'S INTERESTS AND SHORT POSITIONS IN THE SHARES, UNDERLYING SHARES AND DEBENTURES OF THE COMPANY OR ANY ASSOCIATED CORPORATIONS

As at 31 December 2022, the interests and short positions of each director and chief executive of the Company in the shares, underlying shares or debentures of the Company or any of its associated corporations (within the meaning of Part XV of the Securities and Futures Ordinance (the "SFO")), which were required to be notified to the Company and the Stock Exchange pursuant to Divisions 7 and 8 of Part XV of the SFO (including interests and short positions which they have taken or deemed to have taken under such provisions of the SFO), or which were required, pursuant to section 352 of the SFO, to be entered in the register referred to therein, or which were required, pursuant to Rules 5.46 to 5.67 of the GEM Listing Rules, to be notified to the Company and the Stock Exchange, were as follows:

#### Aggregate long positions in the shares and underlying shares of the Company

Name of Directors	Nature of interest	Number of shares held	Approximate percentage of the Company's issued share capital
<b>Executive Directors:</b>			
Tan Thiam Kiat Kelvin	Interest of controlled company <sup>(1)</sup>	39,337,600	16.61%
Kong Weishan	Beneficial owner	1,280,000	0.54%
<b>Independent non-executive Directors:</b>			
Lau Muk Kan	Beneficial owner	1,280,000	0.54%
Lock Kiu Yin	Beneficial owner	1,280,000	0.54%
Xiao Laiwen	Beneficial owner	1,280,000	0.54%

Note:

(1) The entire issued share capital of Absolute Truth Investments Limited is beneficially owned by Mr. Tan Thiam Kiat Kelvin.



## REPORT OF THE DIRECTORS

Save as disclosed above, as at 31 December 2022, none of the Directors and chief executive of the Company had any interests or short positions in any shares, debentures or underlying shares of the Company and its associated corporations (within the meaning of Part XV of the SFO), which were required to be notified to the Company and the Stock Exchange pursuant to Divisions 7 and 8 of Part XV of the SFO (including interests and short positions which they were taken or deemed to have taken under such provisions of the SFO), or which were required, pursuant to section 352 of the SFO, to be entered in the register referred to therein, or which were required, pursuant to Rules 5.46 to 5.67 of the GEM Listing Rules, to be notified to the Company and the Stock Exchange.

### SUBSTANTIAL SHAREHOLDERS' AND OTHER PERSONS' INTERESTS AND SHORT POSITIONS IN SHARES AND UNDERLYING SHARES

As at 31 December 2022, the following substantial shareholders' and other persons' interests and short positions of 5% or more of the issued share capital of the Company were recorded in the register required to be kept under section 336 of the SFO:

#### Aggregate long positions in the shares and underlying shares of the Company

Name of substantial shareholder	Nature of interest	Number of shares held	Approximate percentage of the Company's issued share capital
Absolute Truth Investments Limited	Beneficial owner	39,337,600	16.61%

Note: The entire issued share capital of Absolute Truth Investments Limited is beneficially owned by Mr. Tan Thiam Kiat Kelvin.



## REPORT OF THE DIRECTORS

Save as disclosed above, as at 31 December 2022, the Directors were not aware of any other person (other than the Directors or chief executive of the Company whose interests are disclosed above) who had an interest or short position in the shares or underlying shares of the Company as recorded in the register required to be kept under section 336 of the SFO.

### PURCHASE, SALE OR REDEMPTION OF THE COMPANY'S LISTED SECURITIES

Neither the Company nor any of its subsidiaries has purchased, sold or redeemed any of the Company's listed securities during the year ended 31 December 2022.

### COMPLIANCE WITH THE CODE ON CORPORATE GOVERNANCE

A full corporate governance report is set out on page 11 to page 21 of the annual report.

### SUFFICIENCY OF PUBLIC FLOAT

Based on the information that is publicly available to the Company and within the knowledge of the Directors, as at the latest practicable date prior to the issue of this annual report, at least 25% of the Company's total issued share capital was held by the public.

### PRE-EMPTIVE RIGHTS

There are no provisions for pre-emptive rights under the Company's articles of association or the laws of the Cayman Islands, being the jurisdiction in which the Company was incorporated, which would oblige the Company to offer new shares on a pro rata basis to existing shareholders unless otherwise required by the Stock Exchange.

### SHARE OPTION SCHEME

The Company has adopted a share option scheme (the "Share Option Scheme") on 21 September 2018. The principal terms of the Share Option Scheme are set out in the note 28 to the consolidated financial statement in this report.





## REPORT OF THE DIRECTORS

A summary of the movements of the outstanding share options under the Share Option Scheme during the year ended 31 December 2022 is as follows:

	Outstanding as at 1 January 2022	Granted during the year (Note 1)	Exercised during the year (Note 2)	Cancelled/ lapsed during the year	Outstanding as at 31 December 2022	Exercise price per share HK\$	Date of grant	Exercise period
<b>Directors</b>								
Kong Weishan	1,280,000	–	(1,280,000)	–	–	0.45	9 April 2020	9 April 2020 to 8 April 2022
Lau Muk Kan	1,280,000	–	(1,280,000)	–	–	0.45	9 April 2020	9 April 2020 to 8 April 2022
Lock Kiu Yin	1,280,000	–	(1,280,000)	–	–	0.45	9 April 2020	9 April 2020 to 8 April 2022
Xiao Laiwen	1,280,000	–	(1,280,000)	–	–	0.45	9 April 2020	9 April 2020 to 8 April 2022
<b>Employees</b>	7,680,000	–	(7,680,000)	–	–	0.45	9 April 2020	9 April 2020 to 8 April 2022
	–	22,400,000	–	–	22,400,000	0.50	7 April 2022	7 April 2022 to 6 April 2024
	12,800,000	22,400,000	(12,800,000)	–	22,400,000			

Notes:

- The closing price of the Company's shares immediately before the date of grant is HK\$0.50. The share options were immediately vested at the date of grant. Details of the fair value of the share options are set out in note 28 to the consolidated financial statement in this report.
- The aggregate nominal value of the issued shares was HK\$400,000 and the total consideration received by the Company was HK\$5,760,000. The weighted average closing price of the Company's shares immediately before the date on which the options were exercised (i.e. 1 April 2022) was HK\$0.495.

Saved as disclosed above, no share option was granted, exercised, lapsed or cancelled under the Share Option Scheme during the year ended 31 December 2022. The total number of shares available for issue under the Share Option Scheme was 46,080,000, representing approximately 19.5% of the issued share capital of the Company as at the date of this annual report.

## REPORT OF THE DIRECTORS

### EQUITY-LINKED AGREEMENTS

Save for the Share Option Scheme as disclosed in the paragraph headed “Share Option Scheme” above, no equity-linked agreement was entered into by the Company during the year ended 31 December 2022 or subsisted at the end of the year ended 31 December 2022.

### ARRANGEMENTS FOR DIRECTORS TO ACQUIRE SHARES OR DEBENTURES

Save for the Share Option Scheme, at no time during the year ended 31 December 2022 was the Company or any of its subsidiaries or its other associated corporations a party to any arrangement to enable the Directors or chief executives of the Company (including their spouse and children under 18 years of age) to acquire benefits by means of the acquisition of shares or underlying shares in, or debentures of, the Company or its associated corporations.

### AUDITOR

HLB Hodgson Impey Cheng Limited (“HLB”) has resigned as auditor of the Company with effect from 3 January 2022 as the Company and HLB could not reach a consensus on the audit fee for the year ended 31 December 2021.

McMillan Woods (Hong Kong) CPA Limited was appointed as the new auditor of the Company with effect from 3 January 2022 to fill the casual vacancy following the resignation of HLB. The consolidated financial statements for the year ended 31 December 2022 have been audited by McMillan Woods (Hong Kong) CPA Limited, who will retire at the forthcoming annual general meeting of the Company and, being eligible, will offer itself for re-appointment. A resolution for the re-appointment of McMillan Woods (Hong Kong) CPA Limited as the auditors of the Company will be proposed at the forthcoming annual general meeting of the Company.

On behalf of the Board

**Tan Thiam Kiat Kelvin**

*Chairman and Executive Director*

Singapore, 31 March 2023



## ENVIRONMENTAL, SOCIAL AND GOVERNANCE REPORT

### ABOUT THE GROUP

KPM Holding Limited (the “Company”) and its subsidiaries (collectively referred to as the “Group”) is principally engaged in the design, fabrication, installation and maintenance of signage and related products (the “signage business”), such as bollard, variable-message signs, bus stops and aluminium railing, and the business of provision of fitting-out and renovation services for commercial premises and residential developments (the “fitting-out and renovation business”).

Our competitive strength is the ability to provide timely and reliable products and services. Over the years, our solid track record and experienced management team have established an excellent reputation within the industry. The table below shows the operating locations in Singapore and Hong Kong.

<b>Singapore</b>	<b>Head Office and Principal Place of Business</b> 14 Loyang Way 4, Singapore 507601
<b>Hong Kong</b>	<b>Principal Place of Business in Hong Kong Registered under Part 16 of The Companies Ordinance (Cap 622)</b> Unit 1104A, 11/F, Kai Tak Commercial Building, 317-319 Des Voeux Road, Central, Hong Kong

The corporate objectives of the Group are to achieve sustainable growth in its business and financial performance, to actively expand and strengthen its market position within the public and private sectors in Singapore through the expansion and operation of the business of the provision of fitting-out and renovation services for commercial premises and residential developments.



## ENVIRONMENTAL, SOCIAL AND GOVERNANCE REPORT

### ABOUT THIS REPORT

The Group is pleased to present its Environmental, Social and Governance (“ESG”) Report (the “Report”) for the year ended 31 December 2022 (the “Reporting Period”). This Report provides an annual update of the Group’s sustainability performance, achievements and challenges over the year. Unless otherwise indicated, the Report covers KPM Holding Limited and its subsidiaries operating in Singapore and Hong Kong. Apart from the signage business, the reporting scope of the Report also covers the fitting-out and renovation business.

### Reporting Principles

The Report is prepared in accordance with Appendix 20 of the Rules Governing the Listing of Securities on GEM of The Stock Exchange of Hong Kong Limited. According to the guidelines, the following principles are underpinned:

1. **Materiality:** ESG issues that have major impacts on the business operation, investors and other stakeholders must be set out in this Report.
2. **Quantitative:** If the key performance indicators (“KPIs”) have been established, they must be measurable and applicable to valid comparisons under appropriate conditions. They must also be able to describe the purposes and impacts of quantitative information.
3. **Balance:** This Report must provide an unbiased picture of the ESG performance of the Group. It should avoid selecting, omitting or presenting formats that may inappropriately influence a decision or judgment by the reader.
4. **Consistency:** This Report should use consistent methodologies to allow meaningful comparisons of related data over time. Any changes to the methods used must be specified in the Report.

### Confirmation

The information documented in this Report is sourced from official documents, statistical data, management and operation of information collected from the Group in accordance with relevant internal policies. The Group has established internal controls and a formal review process to ensure that any information presented in this Report is as accurate and reliable as possible.

### Feedback

The Group discloses the latest business and ESG information regularly to investors and the public through our website: [www.kpmholding.com](http://www.kpmholding.com). We also welcome investors and shareholders to write to the Group or send their enquiries through our website and share their views with the board (the “Board”) of directors of the Company.



## ENVIRONMENTAL, SOCIAL AND GOVERNANCE REPORT

### ESG GOVERNANCE

The Group believes that good ESG governance strategies and practices are inseparable from corporate success. The Board assumes the ultimate responsibility for overseeing the ESG affairs of the Group and supervising the execution of the Group's policies in promoting sound ESG practices. The Board reviews the Group's ESG Report annually, where they discuss the key risks and make recommendations for the coming year. To maintain excellent ESG governance, the Board delegates authority to the ESG working group for the formulation and execution of ESG policies and measures.

The ESG working group comprises representatives from executive directors and senior management and has been established to plan and coordinate ESG initiatives within the Group. The ESG working group is responsible for assisting the Board in providing strategic directions to the Group, and overseeing the execution and monitoring of the Group's ESG strategies and resource consumption to ensure compliance with relevant legal and regulatory requirements. The ESG working group also responds to the latest ESG issues, reports to the Board on major issues and makes relevant recommendations to enhance the Group's ESG performance.

### STAKEHOLDER ENGAGEMENT

As part of the business strategies, the Group communicates with its stakeholders in an open, honest and proactive way. Our major stakeholder groups include shareholders and investors, clients, suppliers, employees and government departments, such as the National Environment Agency (NEA) in Singapore. For instance, NEA will send their officers to have regular or surprise visits to our factory. In hopes of fulfilling the environmental compliance of the Group, a manager will be assigned to walk around the factory with the NEA officer and exchange feedback.

To improve transparency, we take measures to promote investor relations and communication. In addition, we have developed the investor relations policy to ensure that the investors have fair and timely access to the information of the Group. In order to further promote effective communication with investors, we arrange annual general meetings to provide opportunities for the shareholders to maintain communication with the Board, thereby allowing shareholders to clarify and deepen their understanding of the Group's performance and allowing the Group to communicate with shareholders and answer performance-related questions.



## ENVIRONMENTAL, SOCIAL AND GOVERNANCE REPORT

### MATERIALITY ASSESSMENT

Through conducting an internal materiality assessment, the Group has identified ESG issues which are sufficiently important to investors and other stakeholders by reviewing our business. In consideration of the “relevance” and “importance” of various ESG factors to our business, we have been able to prioritise the following aspects as the material focus of this report:

Aspects	Material ESG Issues
<b>A. Environmental Aspect</b>	
A2. Use of Resources	<ul style="list-style-type: none"> <li>• Energy consumption</li> <li>• Energy efficiency</li> <li>• Water consumption</li> <li>• Efficient use of raw materials</li> <li>• Use of packaging materials</li> </ul>
<b>B. Social Aspect</b>	
B1. Employment	<ul style="list-style-type: none"> <li>• Employee welfare</li> <li>• Inclusion and equal opportunities</li> <li>• Talent attraction and retention</li> </ul>
B2. Health and Safety	<ul style="list-style-type: none"> <li>• Occupational health and safety</li> </ul>
B3. Development and Training	<ul style="list-style-type: none"> <li>• Development and training</li> </ul>
B4. Labour Standards	<ul style="list-style-type: none"> <li>• Prevention of child and forced labour</li> </ul>
B5. Supply Chain Management	<ul style="list-style-type: none"> <li>• Supply chain management</li> </ul>
B6. Product Responsibility	<ul style="list-style-type: none"> <li>• Project quality control</li> <li>• Protection of intellectual property rights</li> <li>• Protection of customer privacy</li> </ul>
B7. Anti-corruption	<ul style="list-style-type: none"> <li>• Corporate governance</li> <li>• Anti-corruption</li> </ul>



## ENVIRONMENTAL, SOCIAL AND GOVERNANCE REPORT

### ENVIRONMENTAL ASPECTS

#### Emissions

The Group is engaged in the signage business and fitting-out and renovation business, as such we do not have significant emission discharges into water, land and atmosphere, such as nitrogen oxides, sulphur oxides and respiratory suspended particles ("RSP"). In addition, we do not produce a significant volume of hazardous waste from our business process. The major emissions of the Group are the greenhouse gases emissions and solid non-hazardous wastes generated from our operations.

In addition, during the Reporting Period, the NEA regularly sent officers for uninformed inspection of our production activities in Singapore. Their comments illustrated that emissions generated from our production of signage and related products are immaterial. Therefore, emissions are immaterial regarding the Group's operations. During the Reporting Period, the Group did not have material non-compliance with the environmental protection laws and regulations that had a significant impact on the Group relating to air and greenhouse gas emissions, discharges into water and land, and generation of hazardous and non-hazardous wastes, in both Singapore and Hong Kong, such as including but not limited to Air Pollution Control Ordinance, Waste Disposal Ordinance, Water Pollution Control Ordinance, Noise Control Ordinance, Environmental Protection and Management Act.

The Group implemented a number of measures to reduce greenhouse gas emissions in order to alleviate the impacts on the environment. The Group also encourages employees to maximise the use of electronic communication equipment and carry out general discussions and communications through long-distance telephone calls, video conferencing or other online communication tools in order to reduce or replace non-essential business trips, therefore decreasing the pollutants emitted by the use of transportation.

#### *Air and Greenhouse Gas Emissions*

The major source of air and greenhouse gas emissions from our business originates from the fuel consumption of company-owned cars and vans directly (Scope 1 emissions). The energy consumption in regard to the purchased electricity used in offices and daily operations also contributed to the indirect emission of greenhouse gas (Scope 2 emissions). Scope 3 emissions refer to the other indirect emissions, including the emissions generated from the paper waste disposed at landfills.



## ENVIRONMENTAL, SOCIAL AND GOVERNANCE REPORT

The total amount of greenhouse gas generated by the Group during the Reporting Period was 214.6 tonnes of carbon dioxide-equivalent (“CO<sub>2</sub>-e”), with an intensity of 7.1 tonnes CO<sub>2</sub>-e per million revenue in Singapore dollars (“SGD”). The Group will continue to evaluate its performance in environmental protection and develop long-term reduction targets. In short term, the Group targets to reduce the greenhouse gas emissions level by 1% in 2023 compared to 2022.

	2022	2021	Unit
<b>Air emissions</b>			
Nitrogen oxides (NO <sub>x</sub> )	357.1	341.2	kg
Sulphur oxides (SO <sub>x</sub> )	0.0	0.0	kg
Respirable suspended particles (RSP)	0.0	0.0	kg
<b>Greenhouse gas emissions</b>			
Scope 1 emissions	172.9	161.3	tonnes CO <sub>2</sub> -e
Scope 2 emissions	39.6	46.4	tonnes CO <sub>2</sub> -e
Scope 3 emissions	2.1	2.0	tonnes CO <sub>2</sub> -e
Total greenhouse gas emissions	214.6	209.7	tonnes CO <sub>2</sub> -e
Intensity (by revenue)	7.1	11.3	tonnes CO <sub>2</sub> -e/million SGD revenue

### **Waste Management**

The Group upholds the principles of waste management and is committed to the proper handling and disposal of all wastes from our business activities. We maintain a strong focus on minimising the waste we produce from our operations. We adopt the use of environmental-friendly materials in our products. In addition, we recycle and reuse scrap metal, cardboard and plastic generated from the production and sale of signage and related products. On the other hand, those resources that cannot be directly reused are transferred to qualified recyclers for recycling in an effort to minimise the amount of solid waste disposal. Due to our business nature, the Group did not generate a significant amount of hazardous or non-hazardous waste. Therefore, no reduction targets have been set for hazardous and non-hazardous waste generation.

During the Reporting Period, the Group was not aware of any incidents of non-compliance with laws and regulations that have a significant impact on the generation of hazardous and non-hazardous waste.





## ENVIRONMENTAL, SOCIAL AND GOVERNANCE REPORT

### Use of Resources

The Group is committed to conserving resources for environmental and operating efficiency. To accomplish our commitment, we have implemented multiple measures in enhancing energy efficiency, minimising the use of papers, reducing water and energy consumption and driving behavioural changes in our employees. Nevertheless, for other resources consumed from our business activities, the Group upholds the principles of effective resource management and is committed to the proper use of all materials.

### Energy Consumption

The Group has adopted a series of energy efficiency initiatives to reduce our energy consumption. To ensure the efficient use of energy resources, we take the rating of energy labels as one of our key considerations when purchasing new electrical equipment. Switching to more energy-efficient appliance models and increasing the use of natural lighting are adopted. Energy-saving notices are also put on the wall and bulletin boards to remind our staff to switch off unused electrical devices and switch air-conditioning system to a more suitable temperature.

During the Reporting Period, the Group's total amount of energy consumption was 761.6 MWh-equivalent; and the energy consumption intensity was 25.1 MWh-equivalent per million revenue in Singapore dollars. The direct energy consumption includes the use of unleaded petrol and diesel by the company vehicles and the indirect energy consumption is the electricity consumption in offices. The Group is developing its long-term reduction targets. In short term, the Group targets to reduce the energy consumption level by 1% in 2023 compared to 2022. The details of energy consumption by type are shown in the below table.

Direct and indirect energy consumption	2022	2021	Unit
Direct energy consumption	<b>2,392.0</b>	2,228.2	GJ
Indirect energy consumption – electricity	<b>97.2</b>	113.7	MWh
Total energy consumption	<b>761.6</b>	732.6	MWh-e
Intensity (by revenue)	<b>25.1</b>	39.5	MWh-e/million SGD revenue

### Water Consumption

Sustainable and responsible use of water resources is a key issue globally. We are aware that water shortages, excessive demand and usage could pose a serious problem to the community and business operations. Due to our business nature, we do not use or discharge a significant amount of water. The Group does not have any water sourcing issues as the water is supplied by the municipal water network.

However, in order to raise awareness of water conservation, the Group promotes water-saving practices in the workplace. For instance, tips to conserve water are shared internally to raise awareness and encourage employees to reduce consumption. Water-saving reminders have been posted in the toilet and notice boards to remind employees to save and use water more efficiently.



## ENVIRONMENTAL, SOCIAL AND GOVERNANCE REPORT

During the Reporting Period, the Group's total amount of water consumption was 1,760.9 cubic meters (m<sup>3</sup>) with an intensity of 58.0 cubic meters per million revenue in Singapore dollars. The Group will continue to promote water use initiatives and water-saving measures among its employees. The Group is developing its long-term reduction targets. In short term, the Group targets to reduce the water consumption level by 1% in 2023 compared to 2022.

<b>Water consumption in total and intensity</b>	<b>2022</b>	<b>2021</b>	<b>Unit</b>
Total water consumption	<b>1,760.9</b>	1,915.6	m <sup>3</sup>
Intensity (by revenue)	<b>58.0</b>	103.3	m <sup>3</sup> /million SGD revenue

### *Packaging Materials*

Given that the Group focuses on the design, fabrication, installation and maintenance of signage and related products, we do not use a significant amount of packaging materials for finished products.

## THE ENVIRONMENT AND NATURAL RESOURCES

With respect to our business nature and activities, the impact of the Group on the environment and natural resources is insignificant. Consumption of energy mainly stems from the use of electricity, water and papers in office areas. During the Reporting Period, we have stipulated a number of measures to reduce the use of resources and disposal of waste. With regard to the raw materials used in our products, our product designers seek to use environmentally friendly materials to reduce pollution to the environment throughout the product lifecycle. Our selection criteria of suppliers and service providers also encourages various green initiatives, including the sense of responsibility for environmental protection, in addition to the delivery time and the quality of goods and services. To further reduce our paper consumption, where conditions are appropriate, the Group stores its documents, records and archives in electronic files instead of paper.

We promote our green policy on environmental protection through notices on the wall and bulletin boards. In addition, we remind our employees to minimise the generation of waste from work and actively raise environmental awareness among them. We also encourage our employees to make full use of electronic means to communicate with customers and suppliers in hopes of further reducing the paper consumption of the Group.

We will continue to mitigate the environmental risks of our business, review the environmental practices and adopt preventive measures as necessary to reduce the risks and ensure compliance with relevant laws and regulations.



## ENVIRONMENTAL, SOCIAL AND GOVERNANCE REPORT

### CLIMATE CHANGE

The Group realizes that climate change has become a factor affecting the formulation of long-term planning. It brings about potential risks and disturbances to business operations. Align with our risk management policies, our senior management is delegated to identify, analyse, evaluate, respond, monitor and communicate risks related to climate change. After reviewing the current business, the Group identified its potential climate-related risks and opportunities as follows.

Climate-related Risks	Description
Acute Physical Risk – Extreme Weather	The acute physical risks, which refer to the extreme weather conditions, may bring negative impacts and financial risks to our operation during the installation and maintenance of signage. The increase in severity and frequency of extreme weather events caused by global climate change, such as thunderstorms, will affect the safety and stability of signage, thereby increasing maintenance costs.
Transition Risk – Market Risk	The growing environmental awareness of consumers is forcing a transition to a more sustainable and environmentally-friendly lifestyle around the world. This may cause a change in customer preferences in the market which may pose threats to the Group's business.
Transition Risk – Policy and Legal Risk	As the government in Singapore and Hong Kong may tighten the environmental regulation, the Group may face stricter regulatory requirements and harsher penalties for non-compliance in terms of energy consumption and emissions. Extra costs may be induced.

Although the climate-related risks above are insignificant, the Group is still committed to effectively managing physical and transition risks related to climate change and reducing its contribution to climate change.



## ENVIRONMENTAL, SOCIAL AND GOVERNANCE REPORT

### SOCIAL ASPECT

#### Employment and Labour Practices

##### *Employment*

##### *Talent Attraction, Retention and Dismissal*

Employees are important assets to our sustained development. The Group is constantly improving its employment mechanism. It adheres to the principle of fairness in providing promotion opportunities for outstanding employees. We review our employees' remuneration on an annual basis. We assess employees' performance and their contribution to the Group when reviewing their compensation and benefits, in order to reflect employees' contributions to the Group and enhance the employees' sense of belonging and sense of responsibility for the Group.

The Group establishes labour contracts in accordance with the law. We adopt a clear dismissal system, in which if either the employer or the employee terminates the contract during the period. Unless the contract is otherwise specified, appropriate compensation should be made to another party as stated in the contract. The amount of the compensation shall follow the terms and conditions of the contract.

##### *Employee Welfare*

Performance appraisal will be conducted with every employee by their immediate superior and/or management. The appraisal determines the employee's performance and suitability for promotion or increment. Salary increments and bonuses are based on employee's performance and the overall performance of the Group.

The Group as an employer contributes the portion for the Central Provident Fund (CPF) for eligible employees in Singapore and the Mandatory Provident Fund (MPF) for eligible employees in Hong Kong according to the prevailing rates set.

The Group also organises recreational activities from time to time, such as festival lunches, anniversary dinners and raffles, so as to facilitate communication among employees and to help colleagues balance the intense pressures of work.

If an employee, unfortunately, suffers work-related injuries or accidental death, the Group will provide compensation to the employee in accordance with particular local laws and regulations.



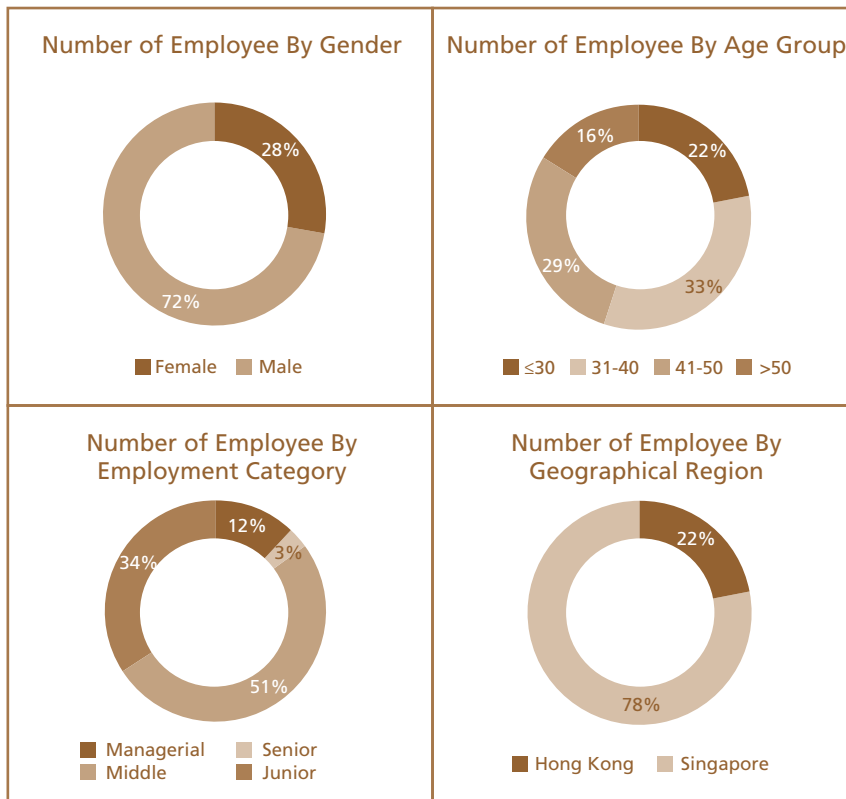
## ENVIRONMENTAL, SOCIAL AND GOVERNANCE REPORT

### *Inclusion and Equal Opportunities*

The Group adopts the practices and policies as governed by the Ministry of Manpower (Singapore) and Equal Opportunities Commission (Hong Kong) to ensure an equal and fair working environment. The Group provides equal opportunities for all regardless of their age, gender, race, sexual orientation, disability and marital status.

The Group upholds fairness in their recruitment process and our hiring criteria are built on the qualifications, abilities, experiences and technological skills of the applicants. Each applicant has equal rights to apply for a position and will not be affected by gender, pregnancy, family status, marital status, race, disability, etc. The Group’s existing employees come from different countries, including Singapore and Hong Kong.

As at the end of the Reporting Period, the Group had a total of 97 employees which 81 of them were working full-time. In order to cooperate with the continuously growing business scale, together we acquire talents from different countries and backgrounds to join our globalised team. During the Reporting Period, the Group did not have any material non-compliance with relevant laws and regulations in our employment and labour process, such as recruitment, dismissal, promotion and remuneration of employees including but not limited to Employment Act, Employment Ordinance, Minimum Wage Ordinance, Disability Discrimination Ordinance, Sex Discrimination Ordinance and Family Status Discrimination Ordinance.



## ENVIRONMENTAL, SOCIAL AND GOVERNANCE REPORT

### *Occupational Health and Safety*

In order to prevent the employees from work-related injuries, we stress particular attention to occupational health and safety in an effort to provide a safe and comfortable working environment for the employees.

We were awarded the certificate of compliance with ISO 45001: 2018. Following the standard, the Group has developed comprehensive occupational health and safety policies, as well as a series of target indicators and procedural documents designed to continuously identify potential risks in the workplace. We follow a systematic approach to executing occupational health and safety, specifically being:

1. Identify the hazards
2. Evaluate the risks
3. Determine the risk levels
4. Prepare action plans to eliminate or control the risks

The extensive risk procedures enabled us to prevent work accidents, observe local occupational health and safety regulations, as well as ensure continuous improvement in our occupational health and safety performances. We have established contingency plans and organise drills regularly. This can strengthen the employees' response to emergencies when there is a fire or injury. Moreover, we regularly hire qualified consultants to conduct checks on fire equipment.

In order to promote occupational health and safety among employees, we provide employees with sufficient training which focuses on occupational health and safety policies, risk management and practical safety knowledge. The supervisor would conduct a morning briefing on safety, work progress and work deployment for the day. In addition, we have formulated and published a set of workplace safety procedures which allows employees to familiarise themselves with the topic.

At the worksites, we prepare sufficient and suitable personal protective equipment, such as safety helmets, safety shoes, masks, earmuffs and gloves, etc, for employees. The Group also works closely with the contractors and suppliers to embrace the SGSecure movement. The Group arranges annual hearing tests and physical examinations for employees who are exposed to noisy working conditions to further protect their health.

In case of accidents, detailed records are kept and properly filed. Causes of any accidents are carefully analysed to find areas for improvement, which serve to avoid similar incidents from happening again in the future.

In view of the Covid-19, employees are required to measure their temperature and wear medical masks during work. Employees are also required to conduct swab tests every week.



## ENVIRONMENTAL, SOCIAL AND GOVERNANCE REPORT

In the past three years, including the Reporting Period, the Group did not identify any work-related fatalities. During the Reporting Period, the Group received a fine with the total sum of SGD\$5,000 for the non-compliance of the Workplace Safety and Health Act (Cap. 354A) in Singapore due to the failure to prevent the collapse and overloading of glass panels in workplace and leading to an accident that caused bodily injury to an employee. The Group has adopted a set of safe work procedures for storage and handling heavy objects in the workplace, including wearing proper personal protective equipment such as protective gloves and safety shoes, using mechanical lifting devices for the transportation of heavy objects and assigning more manpower when handling heavy objects. The Group will also place emphasis on the importance of safety equipment and measures during daily briefing sessions to avoid accidents in the future.

### *Development and Training*

The Group acknowledges that training and development are essential for achieving a distinctive competitive edge for the Group and its employees. We spare no effort in providing resources and integrated support to improve talents and add value for our employees. A wide range of training starts from their first day of work, where employees are provided with orientation activities. These orientation activities equip them with necessary information about the Group's policies and culture. We believe the comprehensive orientation activities will facilitate the new employees to integrate into the Group and thereby nurture a sense of belonging.

Continuing education is also highly encouraged by the Group. In order to achieve operational excellence and equip employees with the necessary skills and competencies, department managers will identify training needs for their subordinates, as well as formulate training programs frequently.

During the Reporting Period, apart from on-the-job training, the Group sponsored a total of 606 hours training programs of training for 32 staff.

### *Labour Standards*

The Group's labour standards primarily focus on conformity with local labour laws and regulations according to the Ministry of Manpower (Singapore) and Labour Department (Hong Kong). We prohibit any form of child and forced labour in any of our operations and production process. We have established a strict protocol for hiring, of which we screen candidates in accordance with the minimum age of their respective work locations.

The Group strictly complies with the Labour Laws of Singapore and Employment Ordinance of Hong Kong and provides the required labour protection, safety and health conditions to ensure employees' safety during their services. The Group has paid wages and salaries, benefits and compensations on schedule.

We never force employees to work overtime and all overtime decisions are voluntary. In accordance with the guidelines of the Ministry of Manpower (Singapore) and Labour Department (Hong Kong) and the Group's compensation policy, we provide reasonable overtime pay to employees working overtime.

During the Reporting Period, there have been no cases of prosecution against the Group due to violation of any relevant labour laws and regulations including but not limited to the prevention of child and forced labour.



## ENVIRONMENTAL, SOCIAL AND GOVERNANCE REPORT

### OPERATING PRACTICES AND SOCIAL INVESTMENT

#### Supply Chain Management

The Group acknowledges the importance of selecting the best suppliers to safeguard its production process and therefore product quality. We have developed an evaluation and management program for the selection of suppliers and the management of the supply chain. The criteria are based on factors, such as price, delivery times and quality of goods. In addition, we rate our suppliers by using the supplier evaluation form for benchmarking. We consider those with an average rating of 3.0 or above (max: 5.0) as approved suppliers after review and approval from the management. Purchase orders to suppliers can only be approved by manager-level employees and reimbursement can only be approved at a managerial level unless it is under \$1,000, which is deemed immaterial.

The Group always views suppliers as important partners and persists in fair and open measures to cooperate with various suppliers. The Group gives priority to local suppliers in order to create employment opportunities for local communities and fulfil corporate social responsibility. Preference is also given to environmentally and socially responsible suppliers.

During the Reporting Period, the Group awarded contracts to 143 suppliers for production activities. 91% of the suppliers are local suppliers in Singapore. The purchasing department monitors and conducts an annual performance review of all suppliers through email and telephone. This ensures the performances of all qualified suppliers remain in line with the requirements of the Group.

#### Product Responsibility

##### *Quality Assurance*

The Group is committed to product safety and adheres to the best practices around the world. In order to help drive the commitment throughout the organisation, all of the Group's products are inspected prior to the delivery, so as to ensure that they fully comply with the relevant product specifications and customer requirements.

In relation to the quality control on raw materials, all materials used in our products are provided by qualified suppliers and the materials' specifications are re-inspected prior to formal use to ensure the effectiveness of the materials. The Group assigns dedicated employees to closely follow the progress of a project throughout the fabrication and construction process, to ensure that the raw materials and the construction process meet the requirements of the contracts and regulations. We monitor our subcontractors' level of technology and conduct quality testing according to stipulated plans to ensure that the products meet customer requirements. As for the public signage projects, we work closely with relevant government departments to go through joint inspections in accordance with strict government standards. The Group provides product warranties for up to 7 years based on different products' characteristics and the agreements we have with our customers, and we provide appropriate assistance to customers throughout the warranty period.





## ENVIRONMENTAL, SOCIAL AND GOVERNANCE REPORT

### ***Advertising***

The Group attaches great importance to the accuracy of the information in its product promotion strategies, to prevent customers from being misled before they make their purchase decisions. The Group arranges sufficient training for employees in sales and production departments. Hence, they are equipped with sufficient knowledge of the features and specifications of the Group's various products. We also urge our employees to convey accurate and fair product information to customers.

### ***Protection of Customer Privacy***

The project team takes the responsibility of reviewing requirements and regulations concerning the protection of personal privacy at our operating locations. Internal policies, such as the "Data Protection Agreement", "Internal Privacy Policy", "Code of Conduct for Handling and Processing of Third Party Personal Data" and "Disposal Policy for Personal Data", provide clear guidelines on handling the privacy data. Employees are required to preserve the confidentiality of information not available in the public domain as well as those obtained in the course of carrying out their duties. It is essential that employees should not make improper use of such information to the detriment of the Group's interest during and after the termination of the employment with the Group. In addition to strict compliance with relevant laws and regulations, we have established criteria for handling customer information and preserving customers' sensitive product design information to minimise the risk of customer information leakage.

### ***Protection of Intellectual Property Rights***

The Group is committed to compliance with relevant laws of intellectual property rights by valuing and protecting its intellectual properties through patent fees and periodic trademark renewals.

The Group has strictly complied with the laws and regulations related to product responsibility. During the Reporting Period, there have been no cases of prosecution against the Group due to violation of any product responsibility or privacy laws. There were no incidents of non-compliance with laws and regulations concerning breaches of customer privacy, loss of data, as well as the provision of products/services, such as Personal Data Protection Act of Singapore, Personal Data (Privacy) Ordinance and Trade Marks Ordinance of Hong Kong.



## ENVIRONMENTAL, SOCIAL AND GOVERNANCE REPORT

### Anti-corruption

The Group does not tolerate any form of corruption, fraud, money laundering, bribery and extortion in the course of its operations. All employees are required to strictly abide by the Prevention of Bribery Ordinance of Hong Kong and the Prevention Of Corruption Act of Singapore in their behaviour and are absolutely forbidden from committing any acts of bribery or accepting of bribes, such as gifts, entertainment and hospitality as subterfuge for bribery, etc. The Group also strictly complies with the Corruption, Drug Trafficking and Other Serious Crimes (Confiscation of Benefits) Act. In order to comply with and supplement the legal requirements, the Group organised anti-corruption training sessions for the Directors and employees with a total of 30 training hours regarding laws and regulations on corruption and money laundering.

As far as corporate governance is concerned, the Group's management regularly reviews regulations on the governance of publicly traded companies to ensure that all newly enacted requirements are implemented by the Group in a timely manner.

We have developed the whistle-blowing policy, which allows all staff and independent third parties, including customers, suppliers and contractors, to report any possible improprieties, misconducts, malpractices or irregularities in matters of financial reporting, internal control or other matters to the Board or the Audit Committee anonymously. The policy is implemented to promote responsible and secure whistle-blowing or complaint without fear of consequences.

The Group's service and purchasing agreements must, in principle, receive approval from the management before they are deemed valid. Any employee, material supplier, subcontractor, customer or other stakeholders who may have any concerns regarding the corporate governance of the Group or the ethics of the employees may file a complaint with the management. The management will then conduct a thorough investigation of all matters and take the necessary measures to plug loopholes in order to maintain the Group's integrity and reputation.

During the Reporting Period, no legal cases regarding corrupt practices were brought against the Group or its employees. The Group has provided training regarding anti-corruption to directors and staff during the Reporting Period.

### Community Investment

The Group acknowledges a sustainable business is dependent on the stability and well-being of the community where it operates and regards improving the community's well-being as an important way to realise its value.



## ENVIRONMENTAL, SOCIAL AND GOVERNANCE REPORT

### SUMMARY OF KEY PERFORMANCE INDICATORS

Environmental Aspects	2022	2021	Unit
<b>Aspect A1: Emissions</b>			
<b>A1.1</b>	<b>The types of emissions and respective emissions data</b>		
	Nitrogen oxides (NO <sub>x</sub> )	357.1	341.2 kg
	Sulphur oxides (SO <sub>x</sub> )	0.0	0.0 kg
	Respirable suspended particles (RSP)	0.0	0.0 kg
<b>A1.2</b>	<b>Greenhouse gas emissions in total and intensity</b>		
	Scope 1 emissions	172.9	161.3 tonnes CO <sub>2</sub> -e
	Scope 2 emissions	39.6	46.4 tonnes CO <sub>2</sub> -e
	Scope 3 emissions	2.1	2.0 tonnes CO <sub>2</sub> -e
	Total greenhouse gas emissions	214.6	209.7 tonnes CO <sub>2</sub> -e
	Intensity (by revenue)	7.1	11.3 tonnes CO <sub>2</sub> -e/million SGD revenue
<b>Aspect A2: Use of Resources</b>			
<b>A2.1</b>	<b>Direct and/or indirect energy consumption by type</b>		
	Direct energy consumption	2,392.0	2,228.2 GJ
	Indirect energy consumption	97.2	113.7 MWh
	Total energy consumption	761.6	732.6 MWh-e
	Intensity (by revenue)	25.1	39.5 MWh-e/million SGD revenue
<b>A2.2</b>	<b>Water consumption in total and intensity</b>		
	Total water consumption	1,760.9	1,915.6 m <sup>3</sup>
	Intensity (by revenue)	58.0	103.3 m <sup>3</sup> /million SGD revenue

## ENVIRONMENTAL, SOCIAL AND GOVERNANCE REPORT

Social Aspects		2022	2021
<b>Aspect B1: Employment</b>			
<b>B1.1</b>	<b>Total workforce</b>		
	Total number of employees	<b>97</b>	70
	By gender		
	Female	<b>27 (28%)</b>	18 (26%)
	Male	<b>70 (72%)</b>	52 (74%)
	By employment type		
	Full-time	<b>81 (84%)</b>	70 (100%)
	Part-time	<b>16 (16%)</b>	0 (0%)
	By age group		
	30 years old or below	<b>21 (22%)</b>	11 (16%)
	31-40 years old	<b>32 (33%)</b>	31 (44%)
	41-50 years old	<b>28 (29%)</b>	14 (20%)
	Over 50 years old	<b>16 (16%)</b>	14 (20%)
	By employment category		
	Managerial	<b>12 (12%)</b>	12 (17%)
	Senior	<b>3 (3%)</b>	2 (3%)
	Middle	<b>49 (51%)</b>	28 (40%)
	Junior	<b>33 (34%)</b>	28 (40%)
	By function		
	Executive	<b>12 (13%)</b>	8 (11%)
	Technical	<b>9 (9%)</b>	8 (11%)
	Administrative	<b>33 (34%)</b>	18 (26%)
	Production	<b>43 (44%)</b>	36 (52%)
	By geographical region		
	Singapore	<b>76 (78%)</b>	64 (91%)
	Hong Kong	<b>21 (22%)</b>	6 (9%)
<b>B1.2</b>	<b>Employee turnover rate</b>		
	Total employee turnover (rate)	<b>12 (12%)</b>	17 (24%)
	By gender		
	Female	<b>2 (7%)</b>	1 (6%)
	Male	<b>10 (14%)</b>	16 (31%)
	By employment type		
	Full-time	<b>12 (15%)</b>	17 (24%)
	Part-time	<b>0 (0%)</b>	0 (0%)
	By age group		
	30 years old or below	<b>1 (5%)</b>	3 (27%)
	31-40 years old	<b>9 (28%)</b>	10 (32%)
	41-50 years old	<b>2 (7%)</b>	3 (21%)
	Over 50 years old	<b>0 (0%)</b>	1 (7%)
	By employment category		
	Managerial	<b>0 (0%)</b>	0 (0%)
	Senior	<b>0 (0%)</b>	0 (0%)
	Middle	<b>4 (8%)</b>	3 (11%)
	Junior	<b>8 (24%)</b>	14 (50%)
	By geographical region		
	Singapore	<b>12 (16%)</b>	17 (27%)
	Hong Kong	<b>0 (0%)</b>	0 (0%)

## ENVIRONMENTAL, SOCIAL AND GOVERNANCE REPORT

Social Aspects		2022	2021
<b>Aspect B2: Health and Safety</b>			
<b>B2.1</b>	<b>Number (rate) of work-related fatalities</b>	<b>0 (0%)</b>	0 (0%)
<b>B2.2</b>	<b>Lost days due to work injury</b>	<b>95</b>	108
<b>Aspect B3: Development and Training</b>			
<b>B3.1</b>	<b>Number of trained employees</b>		
	Total number (rate) of trained employees	<b>32 (33%)</b>	27 (39%)
By gender	Female	<b>0 (0%)</b>	0 (0%)
	Male	<b>32 (100%)</b>	27 (100%)
By level	Management	<b>1 (3%)</b>	1 (4%)
	Senior	<b>1 (3%)</b>	0 (0%)
	Middle	<b>10 (31%)</b>	3 (11%)
	Junior	<b>20 (63%)</b>	23 (85%)
By function	Executive	<b>1 (3%)</b>	1 (4%)
	Technical	<b>3 (9%)</b>	0 (0%)
	Administrative	<b>1 (3%)</b>	0 (0%)
	Production	<b>27 (84%)</b>	26 (96%)
<b>B3.2</b>	<b>Average training hours completed</b>		
	Average training hours per employee	<b>6.2</b>	6.4
By gender	Female	<b>0</b>	0
	Male	<b>8.7</b>	8.6
By level	Management	<b>1.7</b>	1.5
	Senior	<b>5.3</b>	0
	Middle	<b>4.8</b>	2.4
	Junior	<b>10.2</b>	12.9
By function	Executive	<b>1.7</b>	2.3
	Technical	<b>20.9</b>	0
	Administrative	<b>0.5</b>	0
	Production	<b>8.9</b>	11.9

## ENVIRONMENTAL, SOCIAL AND GOVERNANCE REPORT

Social Aspects		2022	2021
<b>Aspect B5: Supply Chain Management</b>			
<b>B5.1</b>	<b>Number of suppliers by geographical region</b>		
	Total number of suppliers	<b>143</b>	166
	By geographical region		
	Singapore	<b>130</b>	153
	Hong Kong	<b>7</b>	8
	China	<b>4</b>	5
	Malaysia	<b>2</b>	–
<b>Aspect B6: Product Responsibility</b>			
<b>B6.1</b>	<b>Percentage of total products sold or shipped subject to recalls</b>	<b>0%</b>	0%
<b>B6.2</b>	<b>Number of products and service-related complaints received</b>	<b>0</b>	0
<b>Aspect B7: Anti-corruption</b>			
<b>B7.1</b>	<b>Number of concluded legal cases regarding corrupt practices</b>	<b>0</b>	0



## INDEPENDENT AUDITOR'S REPORT



*(Incorporated in the Cayman Islands with limited liability)*

### OPINION

We have audited the consolidated financial statements of KPM Holding Limited (the “Company”) and its subsidiaries (collectively referred to as “the Group”) set out on pages 59 to 129, which comprise the consolidated statement of financial position as at 31 December 2022, and the consolidated statement of profit or loss and other comprehensive income, the consolidated statement of changes in equity and consolidated statement of cash flows for the year then ended, and notes to the consolidated financial statements, including a summary of significant accounting policies.

In our opinion, the consolidated financial statements give a true and fair view of the consolidated financial position of the Group as at 31 December 2022, and of its consolidated financial performance and its consolidated cash flows for the year then ended in accordance with International Financial Reporting Standards (“IFRSs”) issued by International Accounting Standards Board (“IASB”) and have been properly prepared in compliance with the disclosure requirements of the Hong Kong Companies Ordinance.

### BASIS FOR OPINION

We conducted our audit in accordance with Hong Kong Standards on Auditing (“HKSA”) issued by Hong Kong Institute of Certified Public Accountants (“HKICPA”). Our responsibilities under those standards are further described in the Auditor’s Responsibilities for the Audit of the Consolidated Financial Statements section of our report. We are independent of the Group in accordance with the HKICPA’s Code of Ethics for Professional Accountants (“the Code”), and we have fulfilled our other ethical responsibilities in accordance with the Code. We believe that the audit evidence we have obtained is sufficient and appropriate to provide a basis for our opinion.

### KEY AUDIT MATTERS

Key audit matters are those matters that, in our professional judgement, were of most significance in our audit of the consolidated financial statements of the current period. These matters were addressed in the context of our audit of the consolidated financial statements as a whole, and in forming our opinion thereon, and we do not provide a separate opinion on these matters. The key audit matters we identified are:

- 1) Impairment of trade receivables and contract assets; and
- 2) Revenue and profit recognition for fitting-out renovation service contracts.

## INDEPENDENT AUDITOR'S REPORT

### Key Audit Matter

#### *Impairment of trade receivables and contract assets*

Refer to the significant accounting policies in note 3, critical accounting judgements and key sources of estimation uncertainty in note 4 and relevant disclosures in notes 18, 19 and 31 to the consolidated financial statements.

As at 31 December 2022, the Group had gross trade receivables and contract assets of approximately S\$7,112,746 and S\$5,503,594 respectively and net allowance for expected credit losses ("ECL") of approximately S\$1,614,713 and S\$131,253 respectively.

We identified the above matter as a key audit matter due to the significance of the amounts of trade receivables and contract assets to the consolidated financial statements and the significant judgements and estimates made by the directors in determining the provision for ECL on trade receivables and contract assets.

### How our audit addressed the key audit matter

Our procedures in relation to the impairment assessment of trade receivables and contract assets included:

- Obtaining an understanding of and evaluating the Group's credit policies;
- Assessing the reasonableness of the Group's ECL models by examining the key assumptions applied by management to justify the ECL model, including testing the accuracy of the debtor aging analysis historical default data, evaluating whether the historical loss rates are appropriately adjusted based on current economic conditions variables and assumptions used in each of the economic scenarios and assessing whether there was an indication of management bias when recognising impairment loss; and
- Inspecting settlements after the financial year end relating to the trade receivables and contract assets as at 31 December 2022.





## INDEPENDENT AUDITOR'S REPORT

### Key Audit Matter

#### *Revenue and profit recognition for fitting-out and renovation service contracts*

Refer to the significant accounting policies in note 3, critical accounting judgement and key sources of estimation uncertainty in note 4 and relevant disclosure in note 5 to the consolidated financial statements.

The Group's revenue from fitting-out and renovation service contracts amounted to approximately S\$22,839,701 for the year ended 31 December 2022.

Contract revenue is recognised progressively over time using the input method based on direct measurements of the contract costs incurred to value the contract work performed to date relative to the estimated total contract costs. Accordingly, revenue recognition on fitting-out and renovation service contracts involves a significant degree of management estimates and judgment.

### How our audit addressed the key audit matter

Our procedures in relation to revenue recognition on fitting-out and renovation service contracts included:

- Obtaining an understanding of the performance and status of all major contracts through discussion with management and key staff;
- Obtaining an understanding from the management, about the contract terms, performance and status of selected contracts to evaluate the reasonableness of the basis of estimation of the total contract costs, and contract costs incurred for work performed to date;
- Examining the major contracts and performing substantive testing on costs incurred to date;
- Verifying the percentage of completion of the contracts by comparing the proportion of contract costs incurred to date with the estimated total contract cost;
- Understanding and evaluating the key controls over the recognition of contract revenue; and
- Assessing the adequacy of the disclosures related to the revenue recognition of fitting-out and renovation service contracts in the context of IFRS disclosure requirements.



## INDEPENDENT AUDITOR'S REPORT

### OTHER INFORMATION

The directors of the Company are responsible for the other information. The other information comprises the information included in the annual report, but does not include the consolidated financial statements and our auditor's report thereon.

Our opinion on the consolidated financial statements does not cover the other information and we do not express any form of assurance conclusion thereon.

In connection with our audit of the consolidated financial statements, our responsibility is to read the other information and, in doing so, consider whether the other information is materially inconsistent with the consolidated financial statements or our knowledge obtained in the audit or otherwise appears to be materially misstated. If, based on the work we have performed, we conclude that there is a material misstatement of this other information, we are required to report that fact. We have nothing to report in this regard.

### RESPONSIBILITIES OF DIRECTORS AND AUDIT COMMITTEE FOR THE CONSOLIDATED FINANCIAL STATEMENTS

The directors of the Company are responsible for the preparation of consolidated financial statements that give a true and fair view in accordance with IFRSs issued by the IASB and the disclosure requirements of the Hong Kong Companies Ordinance, and for such internal control as the directors determine is necessary to enable the preparation of consolidated financial statements that are free from material misstatement, whether due to fraud or error.

In preparing the consolidated financial statements, the directors are responsible for assessing the Group's ability to continue as a going concern, disclosing, as applicable, matters related to going concern and using the going concern basis of accounting unless the directors either intend to liquidate the Group or to cease operations, or have no realistic alternative but to do so.

The Audit Committee assists the directors in discharging their responsibilities for overseeing the Group's financial reporting process.

### AUDITOR'S RESPONSIBILITIES FOR THE AUDIT OF THE CONSOLIDATED FINANCIAL STATEMENTS

Our objectives are to obtain reasonable assurance about whether the consolidated financial statements as a whole are free from material misstatement, whether due to fraud or error, and to issue an auditor's report that includes our opinion. We report our opinion solely to you, as a body in accordance with our agreed terms of engagement, and for no other purpose. We do not assume responsibility towards or accept liability to any other person for the contents of this report. Reasonable assurance is a high level of assurance, but is not a guarantee that an audit conducted in accordance with HKSA's will always detect a material misstatement when it exists. Misstatements can arise from fraud or error and are considered material if, individually or in the aggregate, they could reasonably be expected to influence the economic decisions of users taken on the basis of these consolidated financial statements.



## INDEPENDENT AUDITOR'S REPORT

### AUDITOR'S RESPONSIBILITIES FOR THE AUDIT OF THE CONSOLIDATED FINANCIAL STATEMENTS (continued)

As part of an audit in accordance with HKSAs, we exercise professional judgement and maintain professional skepticism throughout the audit. We also:

- Identify and assess the risks of material misstatement of the consolidated financial statements, whether due to fraud or error, design and perform audit procedures responsive to those risks, and obtain audit evidence that is sufficient and appropriate to provide a basis for our opinion. The risk of not detecting a material misstatement resulting from fraud is higher than for one resulting from error, as fraud may involve collusion, forgery, intentional omissions, misrepresentations, or the override of internal control.
- Obtain an understanding of internal control relevant to the audit in order to design audit procedures that are appropriate in the circumstances, but not for the purpose of expressing an opinion on the effectiveness of the Group's internal control.
- Evaluate the appropriateness of accounting policies used and the reasonableness of accounting estimates and related disclosures made by the directors.
- Conclude on the appropriateness of the director's use of the going concern basis of accounting and, based on the audit evidence obtained, whether a material uncertainty exists related to events or conditions that may cast significant doubt on the Group's ability to continue as a going concern. If we conclude that a material uncertainty exists, we are required to draw attention in our auditor's report to the related disclosures in the consolidated financial statements or, if such disclosures are inadequate, to modify our opinion. Our conclusions are based on the audit evidence obtained up to the date of our auditor's report. However, future events or conditions may cause the Group to cease to continue as a going concern.
- Evaluate the overall presentation, structure and content of the consolidated financial statements, including the disclosures, and whether the consolidated financial statements represent the underlying transactions and events in a manner that achieves fair presentation.
- Obtain sufficient appropriate audit evidence regarding the financial information of the entities or business activities within the Group to express an opinion on the consolidated financial statements. We are responsible for the direction, supervision and performance of the group audit. We remain solely responsible for our audit opinion.

We communicate with the Audit Committee regarding, among other matters, the planned scope and timing of the audit and significant audit findings, including any significant deficiencies in internal control that we identify during our audit.



## INDEPENDENT AUDITOR'S REPORT

### AUDITOR'S RESPONSIBILITIES FOR THE AUDIT OF THE CONSOLIDATED FINANCIAL STATEMENTS (continued)

We also provide the Audit Committee with a statement that we have complied with relevant ethical requirements regarding independence, and to communicate with them all relationships and other matters that may reasonably be thought to bear on our independence, and where applicable, actions taken to eliminate threats or safeguards applied.

From the matters communicated with the Audit Committee, we determine those matters that were of most significance in the audit of the consolidated financial statements of the current period and are therefore the key audit matters. We describe these matters in our auditor's report unless law or regulation precludes public disclosure about the matter or when, in extremely rare circumstances, we determine that a matter should not be communicated in our report because the adverse consequences of doing so would reasonably be expected to outweigh the public interest benefits of such communication.

#### **McMillan Woods (Hong Kong) CPA Limited**

Certified Public Accountants

#### **Yeung Man Sun**

*Audit Engagement Director*

Practising Certificate Number: P07606

24/F., Siu On Centre  
188 Lockhart Road  
Wan Chai  
Hong Kong

Hong Kong, 31 March 2023



## CONSOLIDATED STATEMENT OF PROFIT OR LOSS AND OTHER COMPREHENSIVE INCOME

*For the year ended 31 December 2022*

	Notes	2022 S\$	2021 S\$
Revenue	5	<b>30,379,066</b>	18,541,810
Cost of sales and services		<b>(27,017,471)</b>	(16,224,926)
Gross profit		<b>3,361,595</b>	2,316,884
Other income	6	<b>347,283</b>	539,501
Other gains and losses	7	<b>(90,847)</b>	165,859
Selling and administrative expenses	8	<b>(4,178,024)</b>	(2,447,332)
Allowances for expected credit losses, net		<b>(1,007,581)</b>	(211,739)
Finance costs	9	<b>(54,323)</b>	(29,215)
<b>(Loss)/profit before income tax</b>		<b>(1,621,897)</b>	333,958
Income tax expense	10	–	(88,200)
<b>(Loss)/profit for the year</b>	11	<b>(1,621,897)</b>	245,758
<b>Other comprehensive income/(loss):</b>			
<i>Item that may be reclassified subsequently to profit or loss:</i>			
Exchange differences on translation of foreign operation		<b>4,609</b>	(26,542)
Other comprehensive income/(loss), net of tax		<b>4,609</b>	(26,542)
<b>Total comprehensive (loss)/income for the year attributable to owners of the Company</b>		<b>(1,617,288)</b>	219,216
(Loss)/earnings per share			
Basic and diluted (S\$ cents)	13	<b>(0.695)</b>	0.131

## CONSOLIDATED STATEMENT OF FINANCIAL POSITION

As at 31 December 2022

	Notes	31 December 2022 S\$	31 December 2021 S\$
<b>ASSETS</b>			
<b>Non-current assets</b>			
Property, plant and equipment	15	3,503,189	2,676,012
Right-of-use assets	16	997,013	1,292,924
Deferred tax assets	26	51,511	51,511
<b>Total non-current assets</b>		<b>4,551,713</b>	4,020,447
<b>Current assets</b>			
Inventories	17	246,469	295,424
Trade and other receivables	18	5,883,581	5,558,245
Contract assets	19	5,372,341	3,603,752
Bank and cash balances	20	2,516,009	3,616,810
<b>Total current assets</b>		<b>14,018,400</b>	13,074,231
<b>Total assets</b>		<b>18,570,113</b>	17,094,678
<b>Current liabilities</b>			
Trade payables	21	964,313	905,156
Other payables and accruals	22	1,230,646	499,575
Contract liabilities	23	89,342	161,585
Bank loan	24	346,670	356,881
Lease liabilities	25	91,527	15,541
<b>Total current liabilities</b>		<b>2,722,498</b>	1,938,738
<b>Net current assets</b>		<b>11,295,902</b>	11,135,493
<b>Total assets less current liabilities</b>		<b>15,847,615</b>	15,155,940
<b>Non-current liabilities</b>			
Bank loan	24	1,911,687	2,251,560
Lease liabilities	25	860,357	34,695
<b>Total non-current liabilities</b>		<b>2,772,044</b>	2,286,255
<b>NET ASSETS</b>		<b>13,075,571</b>	12,869,685

## CONSOLIDATED STATEMENT OF FINANCIAL POSITION

As at 31 December 2022

	Notes	31 December 2022 S\$	31 December 2021 S\$
<b>Capital and reserves</b>			
Share capital	27	1,271,455	1,200,855
Share premium		15,488,351	14,002,553
Merger reserves		(4,570,095)	(4,570,095)
Share-based payments reserve		806,534	539,758
Currency translation reserve		27,016	22,407
Retained earnings		52,310	1,674,207
<b>TOTAL EQUITY</b>		<b>13,075,571</b>	12,869,685

The consolidated financial statements on pages 59 to 129 were approved and authorised for issue by the Board of Directors on 31 March 2023 and are signed on its behalf by:

**Tan Thiam Kiat Kelvin**  
Chairman and Executive Director

**Kong Weishan**  
Executive Director



## CONSOLIDATED STATEMENT OF CHANGES IN EQUITY

For the year ended 31 December 2022

	Share capital	Share premium (Note A)	Merger reserves (Note B)	Share-based payments reserve (Note C)	Currency translation reserve (Note D)	Retained earnings	Total
	S\$	S\$	S\$	S\$	S\$	S\$	S\$
At 1 January 2021	689,655	12,126,905	(4,570,095)	539,758	48,949	1,428,449	10,263,621
Profit for the financial year	-	-	-	-	-	245,758	245,758
Other comprehensive loss	-	-	-	-	-	-	-
Foreign currency translation	-	-	-	-	(26,542)	-	(26,542)
Total comprehensive income/(loss)	-	-	-	-	(26,542)	245,758	219,216
Placing of new shares (Note 27)	511,200	1,875,648	-	-	-	-	2,386,848
At 31 December 2021 and 1 January 2022	1,200,855	14,002,553	(4,570,095)	539,758	22,407	1,674,207	12,869,685
Loss for the financial year	-	-	-	-	-	(1,621,897)	(1,621,897)
Other comprehensive income	-	-	-	-	-	-	-
Foreign currency translation	-	-	-	-	4,609	-	4,609
Total comprehensive income/(loss)	-	-	-	-	4,609	(1,621,897)	(1,617,288)
Issued of shares under share option scheme (Note 27)	70,600	1,485,798	-	(539,758)	-	-	1,016,640
Recognition equity-settled of share-based payment expense (Note 28)	-	-	-	806,534	-	-	806,534
At 31 December 2022	1,271,455	15,488,351	(4,570,095)	806,534	27,016	52,310	13,075,571

Note:

- (A) Share premium represents the proceeds from the issue of shares over the par value.
- (B) Merger reserves represents the difference between the underlying net assets of a subsidiary which was acquired by the Company pursuant to the re-organisation on 23 June 2015 and the total par value and share premium amount of the shares issued.
- (C) Share-based payments reserve comprises the portion of the grant date fair value of unexercised share options granted to directors and/or employees of the Company has been recognised in accordance with the accounting policy adopted for share-based payments in note 3 to the consolidated financial statements.
- (D) The currency translation reserve comprises all foreign exchange differences arising from the translation of the financial statements of foreign operations. The reserve is dealt with in accordance with the accounting policies set out in note 3 to the consolidated financial statements.



## CONSOLIDATED STATEMENT OF CASH FLOWS

For the year ended 31 December 2022

	2022 S\$	2021 S\$
<b>OPERATING ACTIVITIES</b>		
(Loss)/profit before income tax	<b>(1,621,897)</b>	333,958
Adjustments for:		
Gain on disposal of property, plant and equipment	–	(5,218)
Property, plant and equipment written off	–	12,057
Depreciation and amortisation expenses	<b>443,923</b>	513,178
Interest income	<b>(147,409)</b>	(208,538)
Finance costs	<b>54,323</b>	29,215
Allowance for expected credit losses, net	<b>1,007,581</b>	211,739
Recognition of equity-settled share-based payment expense	<b>806,534</b>	–
Net foreign exchange loss/(gain)	<b>90,847</b>	(172,698)
Operating cash flow before movements in working capital	<b>633,902</b>	713,693
Change in inventories	<b>48,955</b>	(20,678)
Change in trade and other receivables	<b>(3,711,637)</b>	126,751
Change in contract assets	<b>(1,820,652)</b>	(2,987,307)
Change in trade payables	<b>59,157</b>	(491,336)
Change in other payables and accruals	<b>644,805</b>	(254,483)
Change in contract liabilities	<b>(72,243)</b>	(45,541)
Net cash used in operating activities	<b>(4,217,713)</b>	(2,958,901)
<b>INVESTING ACTIVITIES</b>		
Withdrawal of pledged bank deposits	–	213,716
Purchase of property, plant and equipment	<b>(58,000)</b>	(50,000)
Proceeds from disposal of property, plant and equipment	–	12,800
Settlement from loan receivables	<b>2,676,698</b>	1,137,117
Interest received	–	203
Net cash generated from investing activities	<b>2,618,698</b>	1,313,836

## CONSOLIDATED STATEMENT OF CASH FLOWS

For the year ended 31 December 2022

	2022 S\$	2021 S\$
FINANCING ACTIVITIES		
Proceeds from placing of new shares	–	2,386,848
Proceeds from shares issued from exercise of share options	<b>1,016,640</b>	–
Repayment of bank loan	<b>(350,084)</b>	(359,037)
Bank loan interest paid	<b>(52,392)</b>	(25,935)
Repayment of lease liabilities	<b>(15,541)</b>	(56,610)
Lease liabilities interest paid	<b>(1,931)</b>	(3,280)
Net cash generated from financing activities	<b>596,692</b>	1,941,986
Net (decrease)/increase in cash and cash equivalents	<b>(1,002,323)</b>	296,921
Cash and cash equivalents, represented by bank and cash balances at 1 January	<b>3,616,810</b>	3,260,267
Effect of exchange rate changes	<b>(98,478)</b>	59,622
Cash and cash equivalents, represented by bank and cash balances at 31 December	<b>2,516,009</b>	3,616,810



## NOTES TO THE CONSOLIDATED FINANCIAL STATEMENTS

### 1. GENERAL INFORMATION

The Company was a public limited company incorporated and registered as an exempted company in the Cayman Islands with limited liability on 10 March 2015 and its registered office is Windward 3, Regatta Office Park, P.O. Box 1350, Grand Cayman KY1-1108, Cayman Islands. Its shares are listed on GEM of The Stock Exchange of Hong Kong Limited (the "Stock Exchange"). The Company was registered with the Registrar of Companies in Hong Kong as a non-Hong Kong company under Part 16 of the Companies Ordinance (Chapter 622 of the laws of Hong Kong) on 30 March 2015. The principal place of business in Hong Kong registered is Unit 1104A, 11F, Kai Tak Commercial Building, 317-319 Des Voeux Road Central, Hong Kong. The head office and principal place of business of the Group is at 14 Loyang Way 4, Singapore 507601.

The Company is an investment holding company and the operating subsidiaries are principally engaged in the design, fabrication, installation and maintenance of signage and related products and the business of provision of fitting-out and renovation services for commercial premises and residential developments. The details of the subsidiaries are set out in note 35 to the consolidated financial statements.

The consolidated financial statements are presented in Singapore Dollars ("S\$"), which is also the functional currency of the Company.

### 2. APPLICATION OF AMENDMENTS INTERNATIONAL FINANCIAL REPORTING STANDARDS ("IFRSs")

#### Amendments to IFRSs that are mandatorily effective for the current year

In the current year, the Group has applied the following amendments to IFRSs issued by the International Accounting Standards Board ("IASB") for the first time, which are mandatorily effective for the annual period beginning on or after 1 January 2022 for the preparation of the consolidated financial statements:

Amendments to IFRS 3	Reference to the Conceptual Framework
Amendments to IAS 16	Property, plant and equipment: Proceeds before intended use
Amendments to IAS 37	Onerous contracts – Cost of fulfilling a contract
Amendments to IFRS 16	Covid-19-Related rent concessions beyond 30 June 2021
Annual Improvements Project	Annual Improvements to IFRSs Standards 2018-2020

The above amendments to IFRSs effective for the current year beginning on 1 January 2022 do not have a material impact on the Group's consolidated financial statement.



## NOTES TO THE CONSOLIDATED FINANCIAL STATEMENTS

### 2. APPLICATION OF AMENDMENTS INTERNATIONAL FINANCIAL REPORTING STANDARDS (“IFRSs”) (continued)

#### New and amendments to IFRSs in issue but not yet effective

The Group has not applied any new and revised IFRSs that have been issued but are not yet effective for the financial year beginning on or after 1 January 2022. These new and revised IFRSs include the following which may be relevant to the Group.

	<b>Effective for accounting periods beginning on or after</b>
Amendments to IAS 1 – Classification of Liabilities as Current or Non-current	1 January 2024
Amendments to IAS 1 – Non-current Liabilities with Covenants	1 January 2024
Amendments to IAS 1 and IFRS Practice Statement 2 – Disclosure of Accounting Policies	1 January 2023
Amendments to IAS 8 – Definition of Accounting Estimates	1 January 2023
Amendments to IAS 12 – Deferred Tax Related to Assets and Liabilities Arising from a Single Transaction	1 January 2023
Amendments to IFRS 16 – Lease liability in a Sales and Leaseback	1 January 2024
Amendments to IFRS 10 & IAS 28 – Sale or Contribution of Assets between an Investor and its Associate or Join Venture	To be determined

The directors of the Company are in the process of making an assessment of what the impact of these amendments and new standards is expected to be in the period of initial application. So far it has concluded that the adoption of them is unlikely to have a significant impact on the consolidated financial statements.



## NOTES TO THE CONSOLIDATED FINANCIAL STATEMENTS

### 3. SIGNIFICANT ACCOUNTING POLICIES

#### **Basis of preparation of consolidated financial statements**

The consolidated financial statements have been prepared in accordance with applicable IFRSs issued by the IASB, which in collective term includes all individual IFRS, International Accounting Standards (“IASs”) and Interpretations.

In addition, the consolidated financial statements include applicable disclosures required by the Rules Governing the Listing of Securities on GEM of the Stock Exchange (the “GEM Listing Rules”) and the applicable disclosures required by the Hong Kong Companies Ordinance.

The directors of the Company have at the time at approving the consolidated financial statement, a reasonable expectation that the Group has adequate resources to continue in operational existence for the foreseeable future. Thus the going concern basis of accounting was adopted in reporting the consolidated financial statements.

The consolidated financial statements have been prepared on the historical cost basis at the end of each reporting period as explained in the accounting policies set out below.

The preparation of consolidated financial statements in conformity with IFRS requires the use of certain critical accounting estimates. It also requires management to exercise its judgement in the process of applying the Group’s accounting policies. The areas involving a higher degree of judgement or complexity, or areas where assumptions and estimates are significant to the consolidated financial statements are disclosed in Note 4.



## NOTES TO THE CONSOLIDATED FINANCIAL STATEMENTS

### 3. SIGNIFICANT ACCOUNTING POLICIES (continued)

#### Basis of preparation of consolidated financial statements (continued)

Historical cost is generally based on the fair value of the consideration given in exchange for goods and services.

Fair value is the price that would be received to sell an asset or paid to transfer a liability in an orderly transaction between market participants at the measurement date, regardless of whether that price is directly observable or estimated using another valuation technique. In estimating the fair value of an asset or a liability, the Group takes into account the characteristics of the asset or liability at the measurement date. Fair value for measurement and/or disclosure purposes in the consolidated financial statements is determined on such a basis, except for share-based transactions that are within the scope of IFRS 2 Share-Based Payment, leasing transactions that are within the scope of IFRS 16 Leases and measurements that have some similarities to fair value but are not fair value, such as net realisable value in IAS 2 *Inventories* or value in use in IAS 36 *Impairment of assets*.

In addition, for financial reporting purposes, fair value measurements are categorised into Level 1, 2 or 3 based on the degree to which the inputs to the fair value measurements are observable and the significance of the inputs to the fair value measurement in its entirety, which are described as follows:

- Level 1 inputs are quoted prices (unadjusted) in active markets for identical assets or liabilities that the entity can access at the measurement date;
- Level 2 inputs are inputs, other than quoted prices included within Level 1, that are observable for the asset or liability, either directly or indirectly; and
- Level 3 inputs are unobservable inputs for the asset or liability.

#### Basis of consolidation

The consolidated financial statements incorporate the financial statements of the Company and entities (including structured entities) controlled by the Company and its subsidiaries. Control is achieved when the Company:

- has power over the investee;
- is exposed, or has rights, to variable returns from its involvement with the investee; and
- has the ability to use its power to affect its returns.



## NOTES TO THE CONSOLIDATED FINANCIAL STATEMENTS

### 3. SIGNIFICANT ACCOUNTING POLICIES (continued)

#### Basis of consolidation (continued)

The Group reassesses whether or not it controls an investee if facts and circumstances indicate that there are changes to one or more of the three elements of control listed above.

When the Group has less than a majority of the voting rights of an investee, it has power over the investee when the voting rights are sufficient to give it the practical ability to direct the relevant activities of the investee unilaterally. The Group considers all relevant facts and circumstances in assessing whether or not the Group's voting rights in an investee are sufficient to give it power, including:

- the size of the Group's holding of voting rights relative to the size and dispersion of holdings of the other vote holders;
- potential voting rights held by the Group, other vote holders or other parties;
- rights arising from other contractual arrangements; and
- any additional facts and circumstances that indicate that the Group has, or does not have, the current ability to direct the relevant activities at the time that decisions need to be made, including voting patterns at previous shareholders' meetings.

Consolidation of a subsidiary begins when the Group obtains control over the subsidiary and ceases when the Group loses control of the subsidiary. Specifically, income and expenses of a subsidiary acquired or disposed of during the year are included in the consolidated statement of profit or loss and other comprehensive income from the date the Group gains control until the date when the Group ceases to control the subsidiary.

Profit or loss and each component of other comprehensive income are attributed to the owners of the Group and to the non-controlling interests. Total comprehensive income of subsidiaries is attributed to the owners of the Group and to the non-controlling interests even if this results in the non-controlling interests having a deficit balance.

When necessary, adjustments are made to the financial statements of subsidiaries to bring their accounting policies into line with the Group's accounting policies.

All intragroup assets and liabilities, equity, income, expenses and cash flows relating to transactions between members of the Group are eliminated in full on consolidation.



## NOTES TO THE CONSOLIDATED FINANCIAL STATEMENTS

### 3. SIGNIFICANT ACCOUNTING POLICIES (continued)

#### Investment in subsidiaries

In the Company's statement of financial position, an investment in subsidiaries are stated at cost less impairment loss, unless the investment is classified as held for sale (or included in a disposal group that is classified as held for sale). The results of subsidiaries are accounted for by the Company on the basis of dividend received or receivable.

Impairment testing of the investments in subsidiaries is required upon receiving a dividend from these investments if the dividend exceeds the total comprehensive income of the subsidiary in the period the dividend is declared or if the carrying amount of the investment in the separate financial statements exceeds the carrying amount in the consolidated financial statements of the investee's net assets including goodwill.

#### Revenue and other income recognition

##### *Revenue from contracts with customers*

Under IFRS 15, the Group recognises revenue when (or as) a performance obligation is satisfied, i.e. when "control" of the goods or services underlying the particular performance obligation is transferred to the customer.

A performance obligation represents a good or service (or a bundle of goods or services) that is distinct or a series of distinct goods or services that are substantially the same.

Control is transferred over time and revenue is recognised over time by reference to the progress towards complete satisfaction of the relevant performance obligation if one of the following criteria is met:

- The customer simultaneously receives and consumes the benefits provided by the Group's performance as the Group performs;
- The Group's performance creates and enhances an asset that the customer controls as the Group performs; or
- The Group's performance does not create an asset with an alternative use to the Group and the Group has an enforceable right to payment for performance complete to date.

Otherwise, revenue is recognised at a point in time when the customer obtains control of the distinct good or service.

A contract asset represents the Group's right to consideration in exchange for goods or services that the Group has transferred to a customer that is not yet unconditional. It is assessed for impairment in accordance with IFRS 9. In contrast, a receivable represents the Group's unconditional right to consideration, i.e. only the passage of time is required before payment of that consideration is due.



## NOTES TO THE CONSOLIDATED FINANCIAL STATEMENTS

### 3. SIGNIFICANT ACCOUNTING POLICIES (continued)

#### Revenue and other income recognition (continued)

##### *Revenue from contracts with customers (continued)*

A contract liability represents the group's obligation to transfer goods or services to a customer for which the Group has received consideration (or an amount of consideration is due) from the customer.

A contract asset and a contract liability relating to the same contract are accounted for and presented on a net basis.

##### *Business of design, fabrication, installation and maintenance of signage*

Revenue from the sale of design, fabrication, installation and maintenance of signage are recognised at the point in time when control of the asset is transferred to the customer, generally on signage products being delivered or installed. The normal credit term is 30 days to 60 days upon delivery or install. Payment in advance is required for some contracts.

##### *Over time revenue recognition: measurement of progress towards complete satisfaction of a performance obligation*

###### *Fitting-out renovation services*

Service revenue from fitting-out renovation services is recognised over time by reference to the progress towards complete satisfaction of the relevant performance obligation using input method.

The progress towards complete satisfaction of a performance obligation is measured based on input method, which is to recognise revenue on the basis of the Group's efforts or input to the satisfaction of a performance obligation relative to the total expected inputs to the satisfaction of that performance obligation, that best depict the Group's performance in transferring control of goods or services.

###### *Other income*

Interest income is recognised as it accrues using the effective interest method. For financial assets measured at amortised cost that are not credit-impaired, the effective interest rate is applied to the gross carrying amount of the asset. For credit-impaired financial assets, the effective interest rate is applied to the amortised cost (i.e. gross carrying amount net of loss allowance) of the asset.

#### Leasing

##### *Definition of a lease*

A contract is, or contains, a lease if the contract conveys the right to control the use of an identified asset for a period of time in exchange for consideration.

For contracts entered into or modified or arising from business combinations on or after the date of initial application, the Group assesses whether a contract is or contains a lease based on the definition under IFRS 16 at inception, modification date or acquisition date, as appropriate. Such contract will not be reassessed unless the terms and conditions of the contract are subsequently changed. As a practical expedient, leases with similar characteristics are accounted on a portfolio basis when the Group reasonably expects that the effects on the financial statements would not differ materially from individual leases within the portfolio.

## NOTES TO THE CONSOLIDATED FINANCIAL STATEMENTS

### 3. SIGNIFICANT ACCOUNTING POLICIES (continued)

#### Leasing (continued)

##### *Definition of a lease (continued)*

##### *As a lessee*

##### Allocation of consideration to components of a contract

For a contract that contains a lease component and non-lease components, the Group allocates the consideration in the contract to each lease component on the basis of the relative stand-alone price of the lease component and the aggregate stand-alone price of the non-lease components.

The Group also applies practical expedient not to separate non-lease components from lease component, and instead account for the lease component and any associated non-lease components as a single lease component.

##### Right-of-use assets

The cost of right-of-use asset includes:

- the amount of the initial measurement of the lease liability;
- any lease payments made at or before the commencement date, less any lease incentives received;
- any initial direct costs incurred by the Group; and
- an estimate of costs to be incurred by the Group in dismantling and removing the underlying assets, restoring the site on which it is located or restoring the underlying asset to the condition required by the terms and conditions of the lease.

The Group recognises right-of-use assets at the commencement date of the lease (i.e. the date the underlying asset is available for use). Right-of-use assets are measured at cost, less any accumulated depreciation and impairment losses, and adjusted for any remeasurement of lease liabilities.

Right-of-use assets in which the Group is reasonably certain to obtain ownership of the underlying leased assets at the end of the lease term is depreciated from commencement date to the end of the useful life. Otherwise, right-of-use assets are depreciated on a straight-line basis over the shorter of its estimated useful life and the lease term.

The Group presents right-of-use assets as a separate line item on the consolidated statements of financial position.

When the Group obtains ownership of the underlying leased assets at the end of the lease term, upon exercising purchase options, the cost of the relevant right-of-use assets and the related accumulated depreciation and impairment loss are transferred to property, plant and equipment.

##### Refundable rental deposits

Refundable rental deposits paid are accounted under IFRS 9 and initially measured at fair value. Adjustments to fair value at initial recognition are considered as additional lease payments and included in the cost of right-of-use assets.

## NOTES TO THE CONSOLIDATED FINANCIAL STATEMENTS

### 3. SIGNIFICANT ACCOUNTING POLICIES (continued)

#### Leasing (continued)

##### *Definition of a lease (continued)*

##### *As a lessee (continued)*

##### Lease liabilities

At the commencement date of a lease, the Group recognises and measures the lease liability at the present value of lease payments that are unpaid at that date. In calculating the present value of lease payments, the Group uses the incremental borrowing rate at the lease commencement date if the interest rate implicit in the lease is not readily determinable.

The lease payments include:

- fixed payments (including in-substance fixed payments) less any lease incentives receivable;
- variable lease payments that depend on an index or a rate;
- amounts expected to be paid under residual value guarantees;
- the exercise price of a purchase option reasonably certain to be exercised by the Group; and
- payments of penalties for terminating a lease, if the lease term reflects the Group exercising the option to terminate.

After the commencement date, lease liabilities are adjusted by interest accretion and lease payments.

The Group remeasures lease liabilities (and makes a corresponding adjustment to the related right-of-use assets) whenever:

- the lease term has changed or there is a change in the assessment of exercise of a purchase option, in which case the related lease liability is remeasured by discounting the revised lease payments using a revised discount rate at the date of reassessment.
- the lease payments change due to changes in market rental rates following a market rent review/ expected payment under a guaranteed residual value, in which cases the related lease liability is remeasured by discounting the revised lease payments using the initial discount rate.

The Group presents lease liabilities as a separate line item on the consolidated statement of financial position.



## NOTES TO THE CONSOLIDATED FINANCIAL STATEMENTS

### 3. SIGNIFICANT ACCOUNTING POLICIES (continued)

#### Leasing (continued)

##### *Definition of a lease (continued)*

##### *As a lessee (continued)*

##### Lease modifications

The Group accounts for a lease modification as a separate lease if:

- the modification increases the scope of the lease by adding the right to use one or more underlying assets; and
- the consideration for the leases increases by an amount commensurate with the stand-alone price for the increase in scope and any appropriate adjustments to that stand-alone price to reflect the circumstances of the particular contract.

For a lease modification that is not accounted for as a separate lease, the Group remeasures the lease liability based on the lease term of the modified lease by discounting the revised lease payments using a revised discount rate at the effective date of the modification.

The Group accounts for the remeasurement of lease liabilities by making corresponding adjustments to the relevant right-of-use asset. When the modified contract a lease component and one or more additional lease or non-lease components, the Group allocates the consideration in the modified contract to each lease component on the basis of the relative stand-alone price of the lease component and the aggregate stand-alone price of the non-lease components.

#### Foreign currencies

The individual financial statements of each Group entity are measured and presented in the currency of the primary economic environment in which the entity operates (its functional currency). The consolidated financial statements of the Group and the statement of financial position of the Company are presented in Singapore Dollars, which is the functional currency of the Company and the presentation currency for the consolidated financial statements.

In preparing the consolidated financial statements of the Group, transactions in currencies other than the functional currency of the Group (foreign currencies) are recorded in the respective functional currency (i.e. the currency of the primary economic environment in which the Group operates) at the rates of exchanges prevailing on the dates of the transactions. At the end of each reporting period, monetary items denominated in foreign currencies are retranslated at the rates prevailing at that date. Non-monetary items that are measured in terms of historical cost in a foreign currency are not retranslated. Exchange differences on monetary items are recognised in profit or loss in the period in which they arise.



## NOTES TO THE CONSOLIDATED FINANCIAL STATEMENTS

### 3. SIGNIFICANT ACCOUNTING POLICIES (continued)

#### Foreign currencies (continued)

For the purpose of presenting the consolidated financial statements, the assets and liabilities of the Group's operations are translated into the presentation currency of the Group, using exchange rates prevailing at the end of each reporting period. Income and expenses items are translated at the average exchange rates at the date of transactions are used. Exchange differences arising, if any, are recognised in the other comprehensive income and accumulated in equity under the heading of currency reserve.

#### Borrowing costs

Borrowing costs directly attributable to the acquisition, construction or production of qualifying assets, which are assets that necessarily take a substantial period of time to get ready for their intended use or sale, are added to the cost of those assets until such time as the assets are substantially ready for their intended use or sale. Investment income earned on the temporary investment of specific borrowings pending their expenditure on qualifying assets is deducted from the borrowing costs eligible for capitalisation.

All other borrowing costs are recognised in profit or loss in the period in which they are incurred.

#### Government grants

Government grants are not recognised until there is reasonable assurance that the Group will comply with the conditions attaching to them and that the grants will be received.

Government grants are recognised in profit or loss on a systematic basis over the periods in which the Group recognises as expenses the related costs for which the grants are intended to compensate.

Government grants that are receivable as compensation for expenses or losses already incurred or for the purpose of giving immediate financial support to the Group with no future related costs are recognised in profit or loss in the period in which they become receivable. Such grants are presented under "other income".

#### Retirement benefit costs

Payments made to defined contribution retirement plan are recognised as an expense when employees have rendered service entitling them to the contributions.

#### Central Provident Fund

Group's subsidiary in Singapore makes contributions to the Central Provident Fund retirement benefit scheme (the "CPF Scheme") in Singapore, a state-managed retirement benefit scheme operated by the government of Singapore. The subsidiary is required to contribute a specified percentage of payroll costs to the CPF Scheme to fund the benefits. The only obligation of the Group with respect to the CPF Scheme is to make the specified contributions.

## NOTES TO THE CONSOLIDATED FINANCIAL STATEMENTS

### 3. SIGNIFICANT ACCOUNTING POLICIES (continued)

#### Retirement benefit costs (continued)

##### *Mandatory Provident Fund*

The Group operates a defined contribution Mandatory Provident Fund retirement benefit scheme (the “MPF Scheme”) under the Mandatory Provident Fund Schemes Ordinance for all qualifying employees in Hong Kong. Contributions are made based on a percentage of the employees’ basic salaries and are charged to profit or loss as they become payable in accordance with the rules of the MPF Scheme. The assets of the MPF Scheme are held separately from those of the Group in an independently administered fund. The Group’s employer contributions vest fully with the employees when contributed into the MPF Scheme.

##### **Short-term and other long-term employee benefits**

Short-term employee benefits are recognised at the undiscounted amount of the benefits expected to be paid as and when employees rendered the services. All short-term employee benefits are recognised as an expenses unless another IFRS requires or permits the inclusion of the benefits in the cost of an asset.

##### **Share based payments**

##### *Equity-settled share-based payments transactions*

##### *Shares options granted to employees*

Equity-settled share-based payments to employee and others providing similar services are measured at the fair value of the equity instruments at the grant date.

The fair value of the equity-settled share-based payments determined at the grant date without taking into consideration all non-market vesting conditions is expensed on a straight-line basis over the vesting period, based on the Group’s estimate of equity instruments that will eventually vest, with a corresponding increase in equity (share-based payments reserve). At the end of each reporting, the Group revises its estimate of the number of equity instruments expected to vest based on assessment of all relevant non-market vesting conditions. The impact of the revision of the original estimates, if any, is recognised in profit or loss such that the cumulative expense reflects the revised estimate, with a corresponding adjustment to the share-based payments reserve. For shares options that vest immediately at the date of grant, the fair value of the share options granted is expenses immediately to profit or loss.

When share options are exercised, the amount previously recognised in share-based payments reserve will be transferred to share premium. When the share options are forfeited after vesting date or are still not exercised at the expiry date, the amount previously recognised in share-based payments reserve will be transferred to retained earnings.



## NOTES TO THE CONSOLIDATED FINANCIAL STATEMENTS

### 3. SIGNIFICANT ACCOUNTING POLICIES (continued)

#### Taxation

Income tax expense represents the sum of the tax currently payable and deferred tax.

The tax currently payable is based on taxable profit for the year. Taxable profit differs from 'profit before tax' as reported in the consolidated statement of profit or loss and other comprehensive income because it excludes items of income or expense that are taxable or deductible in other years and it further excludes items that are never taxable or deductible. The Group's liability for current tax is calculated using tax rates (and tax laws) that have been enacted or substantively enacted in countries where the company and subsidiaries operate by the end of each reporting period.

Deferred tax is recognised on temporary differences between the carrying amounts of assets and liabilities in the consolidated financial statements and the corresponding tax base used in the computation of taxable profit. Deferred tax liabilities are generally recognised for all taxable temporary differences. Deferred tax assets are recognised for all deductible temporary difference to the extent that it is probable that taxable profits will be available against which those deductible temporary differences can be utilised. Such deferred tax assets and liabilities are not recognised if the temporary difference arises from goodwill or from the initial recognition (other than in a business consolidation) of assets and liabilities in a transaction that affects neither the taxable profit nor the accounting profit.

The carrying amount of deferred tax assets is reviewed at the end of each reporting period and reduced to the extent that it is no longer probable that sufficient taxable profits will be available to allow all or part of the assets to be recovered.

Deferred tax assets and liabilities are measured at the tax rates that are expected to apply in the period in which the liability is settled or the asset is realised, based on tax rates (and tax laws) that have been enacted or substantively enacted by the end of each reporting period.

The measurement of deferred tax liabilities and assets reflects the tax consequences that would follow from the manner in which the Group expects, at the end of each reporting period, to recover or settle the carrying amount of its assets and liabilities.

For the purposes of measuring deferred tax for leasing transactions in which the Group recognises the right-of-use assets and the related lease liabilities, the Group first determines whether the tax deductions are attributable to the right-of-use assets or the lease liabilities.

For leasing transactions in which the tax deductions are attributable to the lease liabilities, the Group applies IAS 12 Income Taxes requirements to right-of-use assets and lease liabilities separately. Temporary differences relating to right-of-use assets and lease liabilities are not recognised at initial recognition and over the lease terms due to application of the initial recognition exemption are recognised on the date of remeasurement or modification.



## NOTES TO THE CONSOLIDATED FINANCIAL STATEMENTS

### 3. SIGNIFICANT ACCOUNTING POLICIES (continued)

#### Taxation (continued)

Deferred tax assets and liabilities are offset when there is a legally enforceable right to set off current tax assets against current liabilities and when they relate to income taxes levied to the same taxable entry by the same taxation authority.

Current and deferred tax is recognised in profit or loss, except when they relate to items that are recognised in other comprehensive income or directly in equity, in which case, the current and deferred tax are also recognised in other comprehensive income or directly in equity respectively.

#### Property, plant and equipment

Property, plant and equipment are stated at cost less accumulated depreciation and accumulated impairment loss.

When the Group makes payments for ownership interests of properties which includes both leasehold land and building elements, the entire consideration is allocated between the leasehold land and the building elements in proportion to the relative fair values at initial recognition. To the extent the allocation of the relevant payments can be made reliably, interest in leasehold land is presented as “right-of-use assets” in the consolidated statement of financial position.

Depreciation is recognised so as to write off the cost of items of property, plant and equipment less their residual values over their estimated useful lives, using the straight-line method. The estimated useful lives, residual values and depreciation method are reviewed at the end of each reporting period, with the effect of any changes in estimate accounted for on a prospective basis.

An item of property, plant and equipment is derecognised upon disposal or when no future economic benefits are expected to arise from the continued use of the asset. Any gain or loss arising on the disposal or retirement of an item of property, plant and equipment is determined as the difference between the sales proceeds and the carrying amount of the asset and is recognised in profit or loss.





## NOTES TO THE CONSOLIDATED FINANCIAL STATEMENTS

### 3. SIGNIFICANT ACCOUNTING POLICIES (continued)

#### **Impairment on property, plant and equipment and right-of-use assets other than goodwill**

At the end of each reporting period, the Group reviews the carrying amounts of its tangible and intangible assets with finite useful lives to determine whether there is any indication that those assets have suffered an impairment loss. If any such indication exists, the recoverable amount of the asset is estimated in order to determine the extent of the impairment loss, if any. When it is not possible to estimate the recoverable amount of an individual asset, the Group estimates the recoverable amount of the cash-generating unit to which the asset belongs. Where a reasonable and consistent basis of allocation can be identified, corporate assets are also allocated to individual cash-generating units, or otherwise they are allocated to the smallest group of cash-generating units for which a reasonable and consistent allocation basis can be identified.

If the recoverable amount of an asset (or a cash-generating unit) is estimated to be less than its carrying amount, the carrying amount of the asset (or a cash-generating unit) is reduced to its recoverable amount. An impairment loss is recognised in profit or loss immediately.

In testing a cash-generating unit for impairment, corporate assets are allocated to the relevant cash-generating unit when a reasonable and consistent basis of allocation can be established, or otherwise they are allocated to the smallest group of cash generating units for which a reasonable and consistent allocation basis can be established. The recoverable amount is determined for the cash-generating unit or group of cash-generating units to which the corporate asset belongs, and is compared with the carrying amount of the relevant cash-generating unit or group of cash-generating units.

Recoverable amount is the higher of fair value less costs of disposal and value in use. In assessing value in use, the estimated future cash flows are discounted to their present value using a pre-tax discount rate that reflects current market assessments of the time value of money and the risks specific to the asset for which the estimates of future cash flows have not been adjusted.

If the recoverable amount of an asset (or a cash-generating unit) is estimated to be less than its carrying amount, the carrying amount of the asset (or a cash-generating unit) is reduced to its recoverable amount. For corporate assets or portion of corporate assets which cannot be allocated on a reasonable and consistent basis to a cash-generating units, the Group compares the carrying amount of a group of cash-generating units, including the carrying amounts of the corporate assets or portion of corporate assets allocated to that group of cash-generating units, with the recoverable amount of the group of cash-generating units. In allocating the impairment loss, the impairment loss is allocated first to reduce the carrying amount of any goodwill (if applicable) and then to the other assets on a pro-rata basis based on the carrying amount of each asset in the unit or the group of cash-generating units. The carrying amount of an asset is not reduced below the highest of its fair value less costs of disposal (if measurable), its value in use (if determinable) and zero. The amount of the impairment loss that would otherwise have been allocated to the asset is allocated pro rate to the other assets of the unit or the group of cash-generating units. An impairment loss is recognised immediately in profit or loss.



## NOTES TO THE CONSOLIDATED FINANCIAL STATEMENTS

### 3. SIGNIFICANT ACCOUNTING POLICIES (continued)

#### Impairment on property, plant and equipment and right-of-use assets other than goodwill (continued)

Where an impairment loss subsequently reverses, the carrying amount of the asset (or a cash-generating unit) is increased to the revised estimate of its recoverable amount, but so that the increased carrying amount does not exceed the carrying amount that would have been determined had no impairment loss been recognised for the asset (or a cash-generating unit) in prior years. A reversal of an impairment loss is recognised in profit or loss immediately.

#### Inventories

Inventories are stated at the lower of cost and net realisable value. Costs of inventories are determined on a first-in, first-out method. Net realisable value represents the estimated selling price for inventories less all estimated costs of completion and costs necessary to make the sale.

#### Provision

Provisions are recognised when the Group has a present obligation (legal or constructive) as a result of a past event, it is probable that the Group will be required to settle that obligation, and a reliable estimate can be made of the amount of the obligation.

The amount recognised as a provision is the best estimate of the consideration required to settle the present obligation at the end of the reporting period, taking into account the risks and uncertainties surrounding the obligation. When a provision is measured using the cash flows estimated to settle the present obligation, its carrying amount is the present value of those cash flows (where the effect of the time value of money is material).

When some or all of the economic benefits required to settle a provision are expected to be recovered from a third party, a receivable is recognised as an asset if it is virtually certain that reimbursement will be received and the amount of the receivable can be measured reliably.

#### Financial instruments

Financial assets and financial liabilities are recognised when the group entity becomes a party to the contractual provisions of the instrument. All regular way purchases or sales of financial assets are recognised and derecognised on trade date basis. Regular way purchases or sales are purchases or sales of financial assets that require delivery of assets within the time frame established by regulation or convention in the market place.

Recognised financial assets and financial liabilities are initially measured at fair value except for trade receivable arising from contracts with customers which are initially measured in accordance with IFRS 15. Transaction costs that are directly attributable to the acquisition or issue of financial assets and financial liabilities are added to or deducted from the fair value of the financial assets or financial liabilities, as appropriate, on initial recognition. Transaction costs directly attributable to the acquisition of financial assets or financial liabilities at FVTPL are recognised in profit or loss.

## NOTES TO THE CONSOLIDATED FINANCIAL STATEMENTS

### 3. SIGNIFICANT ACCOUNTING POLICIES (continued)

#### Financial instruments (continued)

The effective interest method is a method of calculating the amortised cost of a financial asset or financial liability and of allocating interest income and interest expense over the relevant period. The effective interest rate is the rate that exactly discounts estimated future cash receipts and payments (including all fees and points paid or received that form an integral part of the effective interest rate, transaction costs and other premiums or discounts) through the expected life of the financial asset or financial liability, or, where appropriate, a shorter period, to the net carrying amount on initial recognition.

#### *Financial assets*

##### *Classification and measurement of financial assets at amortised cost*

Financial assets that meet the following conditions are subsequently measured at amortised cost:


- the financial asset is held within a business model whose objective is to collect contractual cash flows; and
- the contractual terms give rise on specified dates to cash flows that are solely payments of principal and interest on the principal amount outstanding.

Financial assets that meet the following conditions are subsequently measured at fair value through other comprehensive income ("FVTOCI"):

- the financial asset is held within a business model whose objective is achieved by both selling and collecting contractual cash flows; and
- the contractual terms give rise on specified dates to cash flows that are solely payments of principal and interest on the principal amount outstanding.

All other financial assets are subsequently measured at FVTPL, except that at the date of initial application/initial recognition of a financial asset the Group may irrevocably elect to present subsequent changes in fair value of an equity investment in OCI if that equity investment is neither held for trading nor contingent consideration recognised by an acquirer in a business combination to which IFRS 3 Business Combinations applies.

A financial asset is classified as held for trading if:

- it has been acquired principally for the purpose of selling in the near term; or
  - on initial recognition it is a part of a portfolio of identified financial instruments that the Group manages together and has a recent actual pattern of short-term profit-taking; or
  - it is a derivative that is not designated and effective as a hedging instrument.
- 

## NOTES TO THE CONSOLIDATED FINANCIAL STATEMENTS

### 3. SIGNIFICANT ACCOUNTING POLICIES (continued)

#### Financial instruments (continued)

##### *Financial assets (continued)*

##### *Classification and measurement of financial assets at amortised cost (continued)*

In addition, the Group may irrevocably designate a financial asset that are required to be measured at the amortised cost or FVTOCI as measured at FVTPL if doing so eliminates or significantly reduces an accounting mismatch.

##### *Amortised cost and interest income*

Interest income is recognised using the effective interest method for financial assets measured subsequently at amortised cost. Interest income is calculated by applying the effective interest rate to the gross carrying amount of a financial asset, except for financial assets that have subsequently become credit-impaired (see below). For financial assets that have subsequently become credit-impaired, interest income is recognised by applying the effective interest rate to the amortised cost of the financial asset from the next reporting period. If the credit risk on the credit-impaired financial instrument improves so that the financial asset is no longer credit-impaired, interest income is recognised by applying the effective interest rate to the gross carrying amount of the financial asset from the beginning of the reporting period following the determination that the asset is no longer credit impaired.

##### *Financial assets at FVTPL*

Financial assets that do not meet the criteria for being measured at amortised cost or FVTOCI or designated as FVTOCI are measured at FVTPL.

Financial assets at FVTPL are measured at fair value at the end of each reporting period, with any fair value gains or losses recognised in profit or loss. The net gain or loss recognised in profit or loss excludes any dividend or interest earned on the financial asset and is included in the "other revenue and other income" line item.

##### *Impairment of financial assets and contract assets*

The Group performs impairment assessment under expected credit loss ("ECL") model on financial assets (including trade receivables, other receivables, loan receivables, pledged bank deposit and cash and bank balances) and contract assets which are subject to impairment assessment under IFRS 9. The amount of ECL is updated at each reporting period to reflect changes in credit risk since initial recognition.

Lifetime ECL represents the ECL that will result from all possible default events over the expected life of the relevant instrument. In contrast, 12m ECL represents the portion of lifetime ECL that is expected to result from default events that are possible within 12 months after the reporting period. Assessment are done based on the Group's historical credit loss experience, adjusted for factors that are specific to the debtors, general economic conditions and an assessment of both the current conditions at the reporting period as well as the forecast of future conditions.

The Group always recognises lifetime ECL for trade receivables and contract assets.

## NOTES TO THE CONSOLIDATED FINANCIAL STATEMENTS

### 3. SIGNIFICANT ACCOUNTING POLICIES (continued)

#### Financial instruments (continued)

##### *Financial assets (continued)*

##### *Impairment of financial assets and contract assets (continued)*

For all other instruments, the Group measures the loss allowance equal to 12m ECL, unless when there has been a significant increase in credit risk since initial recognition, the Group recognises lifetime ECL. The assessment of whether lifetime ECL should be recognised is based on significant increases in the likelihood or risk of a default occurring since initial recognition.

##### *Significant increase in credit risk*

In assessing whether the credit risk has increased significantly since initial recognition, the Group compares the risk of a default occurring on the financial instrument as at the reporting period with the risk of a default occurring on the financial instrument as at the date of initial recognition. In making this assessment, the Group considers both quantitative and qualitative information that is reasonable and supportable, including historical experience and forward-looking information that is available without undue cost or effort.

In particular, the following information is taken into account when assessing whether credit risk has increased significantly:

- an actual or expected significant deterioration in the financial instrument's external (if available) or internal credit rating;
- significant deterioration in external market indicators of credit risk, e.g. a significant increase in the credit spread, the credit default swap prices for the debtor;
- existing or forecast adverse changes in business, financial or economic conditions that are expected to cause a significant decrease in the debtor's ability to meet its debt obligations;
- an actual or expected significant deterioration in the operating results of the debtor;
- an actual or expected significant adverse change in the regulatory, economic, or technological environment of the debtor that results in a significant decrease in the debtor's ability to meet its debt obligations.

Irrespective of the outcome of the above assessment, the Group presumes that the credit risk has increased significantly since initial recognition when contractual payments are more than 30 days past due, unless the Group has reasonable and supportable information that demonstrates otherwise.

The Group regularly monitors the effectiveness of the criteria used to identify whether there has been a significant increase in credit risk and revises them as appropriate to ensure that the criteria are capable of identifying significant increase in credit risk before the amount becomes past due.

## NOTES TO THE CONSOLIDATED FINANCIAL STATEMENTS

### 3. SIGNIFICANT ACCOUNTING POLICIES (continued)

#### Financial instruments (continued)

##### *Financial assets (continued)*

###### *Definition of default*

For internal credit risk management, the Group considers an event of default occurs when information developed internally or obtained from external sources indicates that the debtor is unlikely to pay its creditors, including the Group, in full.

Irrespective of the above, the Group considers that default has occurred when a financial asset is more than 90 days past due unless the Group has reasonable and supportable information to demonstrate that a more lagging default criterion is more appropriate.

###### *Credit-impaired financial assets*

A financial asset is credit-impaired when one or more events of default that have a detrimental impact on the estimated future cash flows of that financial asset have occurred. Evidence that a financial asset is credit-impaired includes observable data about the following events:

- (a) significant financial difficulty of the issuer or the borrower;
- (b) a breach of contract, such as a default or past due event;
- (c) the lender(s) of the borrower, for economic or contractual reasons relating to the borrower's financial difficulty, having granted to the borrower a concession(s) that the lender(s) would not otherwise consider;
- (d) it is becoming probable that the borrower will enter bankruptcy or other financial reorganisation; or
- (e) the disappearance of an active market for that financial asset because of financial difficulties.

###### *Write-off policy*

The Group writes off a financial asset when there is information indicating that the counterparty is in severe financial difficulty and there is no realistic prospect of recovery, for example, when the counterparty has been placed under liquidation or has entered into bankruptcy proceedings. Financial assets written off may still be subject to enforcement activities under the Group's recovery procedures, taking into account legal advice where appropriate. A write-off constitutes a derecognition event. Any subsequent recoveries are recognised in profit or loss.

## NOTES TO THE CONSOLIDATED FINANCIAL STATEMENTS

### 3. SIGNIFICANT ACCOUNTING POLICIES (continued)

#### Financial instruments (continued)

##### *Financial assets (continued)*

##### *Measurement and recognition of ECL*

The measurement of ECL is a function of the probability of default, loss given default (i.e. the magnitude of the loss if there is a default) and the exposure at default. The assessment of the probability of default and loss given default is based on historical data adjusted by forward-looking information. Estimation of ECL reflects an unbiased and probability-weighted amount that is determined with the respective risks of default occurring as the weights. The Group uses a practical expedient in estimating ECL on trade receivables using a provision matrix taking into consideration historical credit loss experience, adjusted for forward looking information that is available without undue cost or effort.

Generally, the ECL is the difference between all contractual cash flows that are due to the Group in accordance with the contract and the cash flows that the Group expects to receive, discounted at the effective interest rate determined at initial recognition.

Lifetime ECL for trade receivables and loan receivables are considered on a collective basis taking into consideration past due information and relevant credit information such as forward looking macroeconomic information.

For collective assessment, the Group takes into consideration the following characteristics when formulating the grouping:

- Past-due status;
- Nature, size and industry of debtors; and
- External credit ratings where available.

The grouping is regularly reviewed by management to ensure the constituents of each group continue to share similar credit risk characteristics.

Interest income is calculated based on the gross carrying amount of the financial asset unless the financial asset is credit impaired, in which case interest income is calculated based on amortised cost of the financial asset.

The Group recognises an impairment gain or loss in profit or loss for all financial instruments by adjusting their carrying amount, with the exception of trade receivables where the corresponding adjustment is recognised through a loss allowance account.

##### ***Financial liabilities and equity instruments***

##### *Classification as financial liabilities or equity*

Financial liabilities and equity instruments issued by a group entity are classified as either financial liabilities or as equity in accordance with the substance of the contractual arrangements and the definitions of a financial liability and an equity instrument.

## NOTES TO THE CONSOLIDATED FINANCIAL STATEMENTS

### 3. SIGNIFICANT ACCOUNTING POLICIES (continued)

#### Financial instruments (continued)

##### *Financial liabilities and equity instruments (continued)*

###### *Equity instruments*

An equity instrument is any contract that evidences a residual interest in the assets of an entity after deducting all of its liabilities. Equity instruments issued by the Company are recognised at the proceeds received, net of direct issue costs.

###### *Financial liabilities*

All financial liabilities are subsequently measured at amortised cost using the effective interest method.

###### *Financial liabilities at amortised cost*

Financial liabilities (including bank loan, trade payables, accruals and other payables) are subsequently measured at amortised cost, using the effective interest method.

###### *Derecognition*

The Group derecognises a financial asset only when the contractual rights to the cash flows from the asset expire, or when it transfers the financial asset and substantially all the risks and rewards of ownership of the asset to another entity. If the Group neither transfers nor retains substantially all the risks and rewards of ownership and continues to control the transferred asset, the Group recognises its retained interest in the asset and an associated liability for amounts it may have to pay. If the Group retains substantially all the risks and reward of ownership of a transferred financial asset, the Group continues to recognise the financial asset and also recognises a collateralised borrowing for the proceeds received.

On derecognition of a financial asset, the difference between the asset's carrying amount and the sum of the consideration received and receivable and the cumulative gain or loss that had been recognised in other comprehensive income and accumulated in equity is recognised in profit or loss.

The Group derecognises financial liabilities when, and only when, the Group's obligations are discharged, cancelled or expire. The difference between the carrying amount of the financial liability derecognised and the consideration paid and payable is recognised in profit or loss.

#### **Related parties**

- (a) A person, or a close member of that person's family, is related to the Group if that person:
- (i) has control or joint control over the Group;
  - (ii) has significant influence over the Group; or
  - (iii) is a member of the key management personnel of the Company or of a parent of the Company;



## NOTES TO THE CONSOLIDATED FINANCIAL STATEMENTS

### 3. SIGNIFICANT ACCOUNTING POLICIES (continued)

#### Related parties (continued)

or

- (b) An entity is related to the Group if any of the following conditions applies:
- (i) the entity and the Company are members of the same group (which means that each parent, subsidiary and fellow subsidiary is related to the others);
  - (ii) one entity is an associate or joint venture of the other entity (or an associate or joint venture of a member of a group which the other entity is a member);
  - (iii) both entities are joint ventures of the same third party;
  - (iv) one entity is a joint venture of a third entity and the other entity is an associate of the third entity;
  - (v) the entity is a post-employment benefit plan for the benefit of employees of either the Group or an entity related to the Group. If the Group is itself such a plan, the sponsoring employers are also related to the Group;
  - (vi) the entity is controlled or jointly controlled by a person identified in (a);
  - (vii) a person identified in (a)(i) has significant influence over the entity or is a member of the key management personnel of the entity (or of a parent of the entity); or
  - (viii) the entity, or any member of a group of which it is a part, provided key management personal services to the Company or to the parent of the Company.

Close family members of an individual are those family members who may be expected to influence, or be influenced by, that person in their dealings with the entity.

#### Event after the reporting period

Events after the reporting period that provide additional information about the Group's position at the end of the reporting period are adjusting events and are reflected in the consolidated financial statements. Events after the reporting period that are not adjusting events are disclosed in the notes to the consolidated financial statements when material.



## NOTES TO THE CONSOLIDATED FINANCIAL STATEMENTS

### 4. CRITICAL ACCOUNTING JUDGEMENTS AND KEY SOURCES OF ESTIMATION UNCERTAINTY

In the application of the Group's accounting policies, which are described in note 3 to the consolidated financial statements, the directors of the Company are required to make judgements, estimates and assumptions about the carrying amounts of assets and liabilities that are not readily apparent from other sources. The estimates and underlying assumptions are based on historical experience and other factors that are considered to be relevant. Actual results may differ from these estimates.

The estimates and underlying assumptions are reviewed on an on-going basis. Revisions to accounting estimates are recognised in the period in which the estimate is revised if the revision affects only that period, or in the period of the revision and future periods if the revision affects both current and future periods.

#### **Critical judgements in applying accounting policies**

The following are the critical judgements, apart from those involving estimations (see below), that the directors of the Company have made in the process of applying the Group's accounting policies and that have the most significant effect on the amounts recognised in the consolidated financial statements.

#### ***Significant increase in credit risk***

As explained in note 3 to the consolidated financial statements, ECL on loan and other receivables are measured as an allowance equal to 12-month ECL for stage 1 assets, or lifetime ECL for stage 2 or stage 3 assets. An asset moves to stage 2 when its credit risk has increased significantly since initial recognition. IFRS 9 does not define what constitutes a significant increase in credit risk. In assessing whether the credit risk of an asset has significantly increased the Group takes into account qualitative and quantitative reasonable and supportable forward looking information.

#### **Key sources of estimation uncertainty**

The key assumptions concerning the future, and other key sources of estimation uncertainty at the end of the reporting period, that have a significant risk of causing a material adjustment to the carrying amounts of assets and liabilities within the next financial year, are discussed below.

#### ***Revenue recognition on service contract from fitting-out and renovation service***

As detailed in note 3 to the consolidated financial statements, the Group recognised revenue on service contracts from fitting-out and renovation service by reference to the progress towards complete satisfaction of the relevant performance obligation using input method, measured based on the proportion of contract costs incurred for work performed to date relative to the total estimated contract costs. The management regularly discusses with the project team in order to review and revise the estimates of the total contract costs based on stage of completion of the work performed to date with reference to the performance and status of corresponding service contract work. Accordingly, revenue recognition on service contracts involves a significant degree of management estimates and judgement, with estimates being made to assess the total contract costs and contract costs incurred for work performed to date.

## NOTES TO THE CONSOLIDATED FINANCIAL STATEMENTS

### 4. CRITICAL ACCOUNTING JUDGEMENTS AND KEY SOURCES OF ESTIMATION UNCERTAINTY (continued)

#### Key sources of estimation uncertainty (continued)

##### *Revenue recognition on service contract from fitting-out and renovation service (continued)*

The management reviews and revises the estimates of total contract costs for the fitting-out and renovation services and contract costs incurred for work performed to date as the contract progresses, the actual outcome of the contract in terms of its total costs may be higher or lower than the estimates and this will affect the revenue and profit recognised.

At the end of the reporting period, the Group's contract assets under fitting-out and renovation service was amounted to approximately S\$4,562,964 (2021: S\$2,977,041).

##### *Impairment of trade receivable, loan and other receivables and contract assets*

The directors of the Company estimates the amount of impairment loss for ECL on trade receivables, loan and other receivables and contract assets based on the credit risk of trade receivables, loan and other receivables and contract assets. The amount of the impairment loss based on ECL model is measured as the difference between all contractual cash flows that are due to the Group in accordance with the contract and all the cash flows that the Group expects to receive, discounted at the effective interest rate determined at initial recognition. Where the future cash flows are less than expected, or being revised downward due to changes in facts and circumstances, a material impairment loss may arise.

As at 31 December 2022, the carrying amount of trade receivables, loan and other receivables and contract assets were approximately S\$5,498,033, S\$15,081 and S\$5,372,341 (net of loss allowance of approximately S\$1,614,713, Nil and S\$131,253) (2021: S\$799,337, S\$2,703,911 and S\$3,603,752 (net of loss allowance of approximately S\$720,123, S\$28,389 and S\$40,827), respectively.

##### *Property, plant and equipment and right-of-use assets*

The Group determines the estimated useful lives and related depreciation charges for the Group's property, plant and equipment and right-of-use assets. These estimates are based on the historical experience of the actual useful lives of property, plant and equipment and right-of-use assets of similar nature and functions. The Group will revise the depreciation charges where useful lives are different to those previously estimated, or it will write-off or write-down technically obsolete or non-strategic assets that have been abandoned.

The carrying amounts of property, plant and equipment and right-of-use assets as at 31 December 2022 were approximately S\$3,503,189 (2021: S\$2,676,012) and S\$997,013 (2021: S\$1,292,924) respectively.



## NOTES TO THE CONSOLIDATED FINANCIAL STATEMENTS

### 4. CRITICAL ACCOUNTING JUDGEMENTS AND KEY SOURCES OF ESTIMATION UNCERTAINTY (continued)

#### Key sources of estimation uncertainty (continued)

##### *Impairment of property, plant and equipment and right-of-use assets*

Property, plant and equipment and right-of-use asset are stated at costs less accumulated depreciation and impairment, if any. In determining whether an asset is impaired, the Group has to exercise judgement and make estimation, particularly in assessing: (1) whether an event has occurred or any indicators that may affect the asset value; (2) whether the carrying value of an asset can be supported by the recoverable amount, in the case of value in use, the net present value of future cash flows which are estimated based upon the continued use of the asset; and (3) the appropriate key assumptions to be applied in estimating the recoverable amounts including cash flow projections and an appropriate discount rate. When it is not possible to estimate the recoverable amount of an individual asset including property, plant and equipment and right-of-use assets, the Group estimates the recoverable amount of the cash generating unit to which the assets belongs, including allocation of corporate assets when a reasonable and consistent basis of allocation can be established, otherwise recoverable amount is determined at the smallest group of cash generating units, for which the relevant corporate assets have been allocated. Changing the assumptions and estimates, including the discount rates or the growth rate projections in the cash flow projections, could materially affect the recoverable amounts.

As at 31 December 2022, the carrying amounts of property, plant and equipment and right-of-use assets were S\$3,503,189 (2021: S\$2,676,012) and S\$997,013 (2021: S\$1,292,924) respectively and no impairment losses (2021: Nil) was recognised on property, plant and equipment and right-of-use assets during the year ended 31 December 2022. Details of the impairment loss assessment on property, plant and equipment and right-of-use assets are provided in note 16 to the consolidated financial statements.



## NOTES TO THE CONSOLIDATED FINANCIAL STATEMENTS

### 5. REVENUE AND SEGMENT INFORMATION

The executive directors of the Company are identified as the chief operating decision maker (the “CODM”) of the Group for the purposes of resources allocation and performance assessment. The information reported to the CODM for the purposes of resources allocation and performance assessment focuses specifically on respective businesses of the Group. The Group’s operating and reportable segments are as follows:

**(i) Signage business**

Sale of signage, bollard, variable-message signs, bus stops, linkways and aluminium railing to customers.

**(ii) Fitting-out and renovation services**

Provision of fitting-out and renovation services for commercial premises and residential developments.

The accounting policies of the operating segments are the same as those described in Note 4 to the consolidated financial statements. There was no inter-segment sale or transfer during the year ended 31 December 2022 (2021: Nil). Central revenue and expenses are not allocated to the operating segments as they are not included in the measure of the segments’ results that is used by the CODM for assessment of segment performance. Segment assets do not include cash and bank balances, deferred tax assets and other unallocated head office and corporate assets. Segment liabilities do not include other unallocated head office and corporate liabilities.



## NOTES TO THE CONSOLIDATED FINANCIAL STATEMENTS

### 5. REVENUE AND SEGMENT INFORMATION (continued)

An analysis of the Group's revenue and results by operating and reportable segments is as follows:

	Year ended 31 December 2022		Total S\$
	Signage business S\$	Fitting-out and renovation services S\$	
<b>Segment revenue</b>			
Sales to external customers	7,539,365	22,839,701	30,379,066
<b>Segment results</b>	(409,452)	477,092	67,640
<i>Reconciliation</i>			
Unallocated other income and other gains and losses			97,203
Equity-settled share-based payments expenses			(806,534)
Corporate and other unallocated expenses			(980,206)
Loss before tax			(1,621,897)
<b>Segment assets</b>	6,820,592	9,146,350	15,966,942
<i>Reconciliation</i>			
Deferred tax assets			51,511
Cash and bank balances			2,516,009
Corporate and other unallocated assets			35,651
Total assets			18,570,113
<b>Segment liabilities</b>	4,512,953	6,800	4,519,753
<i>Reconciliation</i>			
Corporate and other unallocated liabilities			974,789
Total liabilities			5,494,542
<b>Other segment information (excluded corporate and other unallocated (income)/expenses)</b>			
Depreciation and amortisation expenses	443,923	–	443,923
Finance cost	54,323	–	54,323
(Reversal of allowance)/allowance for expected credit losses ("ECL")	(7,134)	1,065,503	1,058,369
Capital expenditure*	975,189	–	975,189

\* Represented additions to property, plant and equipment and right-of-use asset

## NOTES TO THE CONSOLIDATED FINANCIAL STATEMENTS

### 5. REVENUE AND SEGMENT INFORMATION (continued)

	Year ended 31 December 2021		
	Signage	Fitting-out and	Total
	business	renovation	
	S\$	services	S\$
<b>Segment revenue</b>			
Sales to external customers	7,938,799	10,603,011	18,541,810
<b>Segment results</b>	202,500	(25,772)	176,728
<i>Reconciliation</i>			
Unallocated other income and other gains and losses			368,969
Corporate and other unallocated expenses			(211,739)
Profit before tax			333,958
<b>Segment assets</b>	5,967,510	4,809,082	10,776,592
<i>Reconciliation</i>			
Deferred tax assets			51,511
Cash and bank balances			3,616,810
Corporate and other unallocated assets			2,649,765
Total assets			17,094,678
<b>Segment liabilities</b>	3,854,444	–	3,854,444
<i>Reconciliation</i>			
Corporate and other unallocated liabilities			370,549
Total liabilities			4,224,993
<b>Other segment information (excluded corporate and other unallocated (income)/expenses)</b>			
Depreciation and amortisation expenses	513,178	–	513,178
Written off of property, plant and equipment	7,582	–	7,582
Interest income	(203)	–	(203)
Finance cost	29,215	–	29,215
Allowance for ECL	173,179	2,166	175,345
Income tax expense	88,200	–	88,200
Capital expenditure*	50,000	–	50,000

\* Represented additions to property, plant and equipment

## NOTES TO THE CONSOLIDATED FINANCIAL STATEMENTS

### 5. REVENUE AND SEGMENT INFORMATION (continued)

#### Major Customers

Revenue from customers individually contributed over 10% of the total revenue of the Group are as follows:

	2022 S\$	2021 S\$
<b>Fitting-out and renovation services</b>		
Customer A	8,350,072	Note
Customer B	4,802,796	7,053,797
Customer C	4,578,600	Note
Customer D	4,560,990	Note

Note: The corresponding revenue did not contribute over 10% of the total revenue of the Group.

	2022 S\$	2021 S\$
<b>Revenue from contracts with customers within the scope of IFRS 15</b>		
<b>Timing for revenue recognition</b>		
Revenue recognised at a point in time	7,539,365	7,938,799
Revenue recognised over time	22,839,701	10,603,011
	<b>30,379,066</b>	<b>18,541,810</b>

#### Geographical information

In presenting the geographical information, revenue is based on the locations of the customers.

The Group operates in two principal geographical areas – Singapore and Hong Kong. The following table provides an analysis of the Group's revenue from external customers and non-current assets. Non-current assets do not include deferred tax assets.

	Revenue from external customers		Non-current assets	
	2022 S\$	2021 S\$	2022 S\$	2021 S\$
Singapore	7,539,365	7,938,799	4,500,202	3,968,936
Hong Kong	22,839,701	10,603,011	–	–
	<b>30,379,066</b>	<b>18,541,810</b>	<b>4,500,202</b>	<b>3,968,936</b>



## NOTES TO THE CONSOLIDATED FINANCIAL STATEMENTS

### 5. REVENUE AND SEGMENT INFORMATION (continued)

#### Transaction price allocated to the remaining performance obligation for contracts with customers

The Group has applied the practical expedient in paragraph 121 of IFRS 15 to its revenue contracts of fitting-out and renovation services such that the above information does not include information about revenue that the Group will be entitled to when it satisfies the remaining performance obligations under the revenue contracts of fitting-out and renovation services that had an original expected duration of one year or less.

### 6. OTHER INCOME

	Year ended 31 December	
	2022 S\$	2021 S\$
Interest income:		
– loan receivables	147,409	208,335
– banks	–	203
Government grants (Note)	117,988	263,217
Others	81,886	67,746
	<b>347,283</b>	539,501

Note: Government grants are mainly in respect of COVID-19 related subsidies which did not bear any unfulfilled conditions or contingencies for the years ended 31 December 2022 and 2021.

### 7. OTHER GAINS AND (LOSSES)

	Year ended 31 December	
	2022 S\$	2021 S\$
Foreign exchange (loss)/gain, net	(90,847)	172,698
Gain on disposal of property, plant and equipment	–	5,218
Property, plant and equipment written-off	–	(12,057)
	<b>(90,847)</b>	165,859

## NOTES TO THE CONSOLIDATED FINANCIAL STATEMENTS

### 8. SELLING AND ADMINISTRATIVE EXPENSES

	Year ended 31 December	
	2022 S\$	2021 S\$
Staff costs	2,447,022	1,634,825
Audit, legal and professional fees	196,783	143,575
Advertisement expenses	484,825	229,933
Depreciation and amortisation expenses	129,163	125,513
Short-term leases/rental expenses	46,337	36,489
Upkeep of equipment and vehicles	72,524	61,428
Others	801,370	215,569
	<b>4,178,024</b>	<b>2,447,332</b>

### 9. FINANCE COSTS

	Year ended 31 December	
	2022 S\$	2021 S\$
Interest expense on lease liabilities	1,931	3,280
Interest expense on bank loan	52,392	25,935
	<b>54,323</b>	<b>29,215</b>

## NOTES TO THE CONSOLIDATED FINANCIAL STATEMENTS

### 10. INCOME TAX EXPENSE

	Year ended 31 December	
	2022 S\$	2021 S\$
Deferred tax (note 26)	–	88,200
Income tax expense	–	88,200

Singapore Corporate income tax ("CIT") is calculated at 17% of the estimated assessable profit. Singapore incorporated companies can enjoy 75% tax exemption on the first S\$10,000 of normal chargeable income and a further 50% tax exemption on the next S\$190,000 of normal chargeable income from Year of Assessment 2020 onwards. No provision for Singapore CIT has been made since the Group has sufficient tax losses brought forward to set off against the assessable profit for the year ended 31 December 2022 and 2021.

Under the two-tiered Profits Tax regime, the first HK\$2 million of profits of the qualifying group entity established in Hong Kong will be taxed at 8.25%, and profits above that amount will be subject to the tax rate of 16.5%. The profits of the group entities not qualifying for the two-tiered Profit Tax rate regime will continue to be taxed at a rate of 16.5%. No provision for Hong Kong Profits Tax has been made since the Group has no assessable profit for the years ended 31 December 2022 and 2021.

The income tax expense for the year can be reconciled to the (loss)/profit before income tax per the consolidated statement of profit or loss and other comprehensive income as follows:

	Year ended 31 December	
	2022 S\$	2021 S\$
(Loss)/profit before income tax	<b>(1,621,897)</b>	333,958
Tax at Singapore CIT of 17%	<b>(275,722)</b>	56,773
Tax effect of different tax rates of subsidiaries operating in other jurisdictions	<b>825</b>	(313)
Tax effect of income and expenses not taxable and deductible for tax purpose, net	<b>363,066</b>	113,562
Tax effect of utilisation of tax loss not previously recognised	<b>(95,568)</b>	–
Tax effect of tax losses not recognised	<b>1,934</b>	4,381
Tax effect of income under tax exemption and rebate	–	(87,284)
Others	<b>5,465</b>	1,081
Income tax expense for the year	–	88,200

## NOTES TO THE CONSOLIDATED FINANCIAL STATEMENTS

### 11. (LOSS)/PROFIT FOR THE YEAR

	Year ended 31 December	
	2022 S\$	2021 S\$
(Loss)/profit for the year has been arrived at after (crediting)/charging:		
Auditors' remuneration		
– Annual audit services	100,000	100,000
Gain on disposal of property, plant and equipment	–	(5,218)
Depreciation and amortisation expenses	443,923	513,178
– Included in cost of sales and services	314,760	387,665
– Included in selling and administrative expenses	129,163	125,513
Cost of inventories recognised as expenses	3,515,177	2,780,242
Directors' fee	68,833	67,845
Directors' and chief executive's remuneration	194,065	194,065
Allowance for expected credit losses, net	1,007,581	211,739
Short-term lease payments	219,253	168,005
Other staff costs		
– Salaries and other staff costs	2,636,311	2,453,427
– Contributions to defined contribution plans	128,607	122,487
Equity-settled share-based payments expenses	806,534	–

### 12. DIRECTORS', CHIEF EXECUTIVE'S AND EMPLOYEES' EMOLUMENTS

The emoluments paid or payable to each of the directors were as follows:

	Fee S\$	Salaries and other benefits S\$	Discretionary bonus S\$	Contributions to defined contribution plan S\$	Total S\$
<b>For the year ended 31 December 2022</b>					
Executive directors:					
Mr. Tan Thiam Kiat Kelvin	–	127,200	12,500	14,365	154,065
Ms. Kong Weishan	–	40,000	–	–	40,000
	–	167,200	12,500	14,365	194,065
Independent non-executive directors:					
Mr. Lock Kiu Yin	31,700	–	–	–	31,700
Mr. Lau Muk Kan	21,133	–	–	–	21,133
Mr. Xiao Laiwen	16,000	–	–	–	16,000
	68,833	–	–	–	68,833
	68,833	167,200	12,500	14,365	262,898

## NOTES TO THE CONSOLIDATED FINANCIAL STATEMENTS

12. DIRECTORS', CHIEF EXECUTIVE'S AND EMPLOYEES' EMOLUMENTS  
(continued)

	Fee S\$	Salaries and other benefits S\$	Discretionary bonus S\$	Contributions to defined contribution plan S\$	Total S\$
<b>For the year ended 31 December 2021</b>					
Executive directors:					
Mr. Tan Thiam Kiat Kelvin	–	127,200	12,500	14,365	154,065
Ms. Kong Weishan	–	40,000	–	–	40,000
	–	167,200	12,500	14,365	194,065
Independent non-executive directors:					
Mr. Lock Kiu Yin	31,107	–	–	–	31,107
Mr. Lau Muk Kan	20,738	–	–	–	20,738
Mr. Xiao Laiwen	16,000	–	–	–	16,000
	67,845	–	–	–	67,845
	67,845	167,200	12,500	14,365	261,910

The remuneration of directors of the Company and five highest paid individuals of the Group including the discretionary bonus is determined having regard to the performance and market trend by the remuneration committee of the Company.

The fees are for services as a director of the Company and the salaries and other benefits, bonus and contributions to defined contribution plan are paid for services in connection as management of the Group.

Neither the chief executive nor any of the directors of the Company waived any emoluments during the years ended 31 December 2022 and 2021.

Save for disclosed in note 33 to the consolidated financial statements, no significant transaction, arrangement and contract in relation to the Group's business to which the Company was a party and in which the directors of the Company and the directors' connected party had a material interest, whether directly or indirectly, subsisted at the end of the year or at any time during the year.

## NOTES TO THE CONSOLIDATED FINANCIAL STATEMENTS

### 12. DIRECTORS', CHIEF EXECUTIVE'S AND EMPLOYEES' EMOLUMENTS (continued)

#### Employees' emoluments

Of the five individuals with the highest emoluments in the Group, 1 (2021: 1) was director of the Company during the year ended 31 December 2022 whose emoluments are included in the disclosures above. The emoluments of the remaining 4 (2021: 4) individuals were as follows:

	Year ended 31 December	
	2022 S\$	2021 S\$
Salaries and allowance	417,981	460,599
Discretionary bonus	62,155	39,200
Contributions to defined contribution plan	48,430	47,748
	<b>528,566</b>	547,547

Their emoluments were within the following band:

	Year ended 31 December	
	2022 No. of employees	2021 No. of employees
Nil to HK\$1,000,000	4	4

During the years ended 31 December 2022 and 2021, no emoluments were paid by the Group to any of the directors of the Company or the five highest paid individuals of the Group as an inducement to join or upon joining the Group or as compensation for loss of office.



## NOTES TO THE CONSOLIDATED FINANCIAL STATEMENTS

### 13. (LOSS)/EARNINGS PER SHARE

	Year ended 31 December	
	2022	2021
(Loss)/profit attributable to the owners of the Company (S\$)	<b>(1,621,897)</b>	245,758
Weighted average number of ordinary shares in issue	<b>233,258,082</b>	187,178,082

The diluted (loss)/earnings per share is the same as the basic (loss)/earnings per share as there were no dilutive potential ordinary shares outstanding for the financial years ended 31 December 2022 and 2021. The effect of the exercise of share options was not included in the calculation of diluted (loss)/earnings per share as they have no dilutive effect during the financial year ended 31 December 2022.

### 14. RETIREMENT BENEFITS CONTRIBUTION

Pursuant to the Central Provident Fund Act, an employer is obliged to make CPF contributions for all employees who are Singapore citizens or permanent residents who are employed in Singapore under a contract of service (save for employees who are employed as a master, a seaman or an apprentice in any vessel, subject to an exception for owners who have not been exempted from the relevant provisions of the Central Provident Fund Act).

CPF contributions are required for both ordinary wages and additional wages (subject to an ordinary wage ceiling and a yearly additional wage ceiling) of employees at the applicable prescribed rates which are dependent on, among others, the amount of monthly wages and the age of the employee. An employer must pay both the employer's and employee's share of the monthly CPF contribution. However, an employer can recover the employee's share of CPF contributions from their wages when the contributions are paid for that month. The CPF scheme is a comprehensive social security system that enables working Singapore citizens and permanent residents to set aside funds for retirement.

The Group also operates a mandatory provident fund scheme (the "MPF Scheme") under the Hong Kong Mandatory Provident Fund Schemes Ordinance for all qualifying employees in Hong Kong. The Group's contributions to the MPF Scheme are calculated at 5% (2021: 5%) of the salaries and wages subject to a monthly maximum amount of HK\$1,500 (2021: HK\$1,500) per employee and vest fully with employees when contributed into the MPF Scheme.

The total cost charged to profit or loss of S\$142,972 and S\$136,852 for the years ended 31 December 2022 and 2021 respectively, represents contributions paid to the retirement benefits scheme by the Group.

As at 31 December 2022 and 2021, contributions of S\$41,951 and S\$27,401 respectively, were due in respective years had not been paid to the plans. The amounts were paid subsequent to the end of the respective year.

## NOTES TO THE CONSOLIDATED FINANCIAL STATEMENTS

### 15. PROPERTY, PLANT AND EQUIPMENT

	Building S\$	Computers S\$	Office equipment and machinery S\$	Renovation S\$	Motor vehicles S\$	Total S\$
<b>COST</b>						
At 1 January 2021	2,836,109	66,372	454,534	28,918	648,943	4,034,876
Additions	-	-	-	-	50,000	50,000
Disposal/written off	-	-	-	(29,138)	(107,907)	(137,045)
Transfer from right-of-use assets	-	-	-	-	74,871	74,871
Exchange realignment	-	-	-	220	-	220
At 31 December 2021 and 1 January 2022	2,836,109	66,372	454,534	-	665,907	4,022,922
<b>Disposal/written off</b>	-	-	<b>(37,000)</b>	-	-	<b>(37,000)</b>
<b>Additions</b>	-	-	-	-	<b>58,000</b>	<b>58,000</b>
<b>Transfer from right-of-use assets</b>	<b>1,100,000</b>	-	-	-	-	<b>1,100,000</b>
<b>At 31 December 2022</b>	<b>3,936,109</b>	<b>66,372</b>	<b>417,534</b>	<b>-</b>	<b>723,907</b>	<b>5,143,922</b>
<b>ACCUMULATED DEPRECIATION</b>						
At 1 January 2021	191,708	62,341	381,876	17,022	479,987	1,132,934
Provided for the year	204,391	3,350	39,220	-	84,362	331,323
Disposal/written off	-	-	-	(17,081)	(100,325)	(117,406)
Exchange realignment	-	-	-	59	-	59
At 31 December 2021 and 1 January 2022	396,099	65,691	421,096	-	464,024	1,346,910
<b>Disposal/written off</b>	-	-	<b>(37,000)</b>	-	-	<b>(37,000)</b>
<b>Provided for the year</b>	<b>204,391</b>	<b>681</b>	<b>24,375</b>	<b>-</b>	<b>101,376</b>	<b>330,823</b>
<b>At 31 December 2022</b>	<b>600,490</b>	<b>66,372</b>	<b>408,471</b>	<b>-</b>	<b>565,400</b>	<b>1,640,733</b>
<b>CARRYING AMOUNTS</b>						
At 31 December 2021	2,440,010	681	33,438	-	201,883	2,676,012
<b>At 31 December 2022</b>	<b>3,335,619</b>	<b>-</b>	<b>9,063</b>	<b>-</b>	<b>158,507</b>	<b>3,503,189</b>

The above items of property, plant and equipment are depreciated on a straight-line basis over the following estimated useful lives:

Building	14 years
Computers	3 years
Office equipment and machinery	5 years
Renovation	5 years
Motor vehicles	5 to 10 years

As at 31 December 2022, building with a carrying amount of S\$3,335,619 (2021: S\$2,440,010) is pledged for Group's bank loan, the details as set out in note 24 to the consolidated financial statements.



## NOTES TO THE CONSOLIDATED FINANCIAL STATEMENTS

### 16. RIGHT-OF-USE ASSETS

	Leasehold land S\$	Motor vehicles S\$	Total S\$
<b>As at 31 December 2022</b>			
<b>Carrying amount</b>	917,189	79,824	997,013
<b>As at 31 December 2021</b>			
Carrying amount	1,200,000	92,924	1,292,924
<b>For the year ended 31 December 2022</b>			
<b>Depreciation charged</b>	100,000	13,100	113,100
<b>For the year ended 31 December 2021</b>			
Depreciation charged	100,000	81,855	181,855
		<b>2022</b> S\$	2021 S\$
Transfer to property, plant and equipment		<b>1,100,000</b>	74,871

The Group leased properties, motor vehicles, office buildings and worker's accommodation for its operation. Lease contracts of motor vehicles are entered into for fixed term of six years (2021: six years). Lease terms are negotiated on an individual basis and contain a wide range of different terms and conditions. In determining the lease term and assessing the length of the non-cancellable period, the Group applies the definition of a contract and determines the period for which the contract is enforceable.

The Group has carried out a review of the recoverable amounts of its building and right-of-use assets as at 31 December 2022. The recoverable amounts of the building and right-of-use assets have been determined on the basis of their value in use of the cash generating unit ("CGU") of signage business using discounted cash flow method.

Key assumptions used in the calculation are as follow:

Gross profit margin (% of revenue)	26%
Long-term growth rate	3.65%
Discount rate	1.5%

## NOTES TO THE CONSOLIDATED FINANCIAL STATEMENTS

### 16. RIGHT-OF-USE ASSETS (continued)

The above key assumptions were used in the value-in-use calculation of the CGU as at 31 December 2022. The following describes each key assumption on which the management has based its cash flow projections to undertake impairment testing:

Gross profit margin – The basis used to determine the value assigned to the budgeted gross profit margin is the average gross profit margin expected to achieve since the year when signage business is provided.

Long-term growth rate – The long-term growth rate does not exceed the long-term average growth rate for the industry and the country in which the CGU currently operates.

Discount rate – The discount rate used is pre-tax and reflects specific risks relating to the CGU.

Based on the above assessment, the management of the Group have assessed the recoverable amount of the CGU amounting to approximately S\$5,250,670 which was higher than its carrying value as at 31 December 2022. Accordingly, no impairment loss on building and right-of-use assets was recognised during the year ended 31 December 2022.

Management believes that any reasonably possible change in any of these assumptions would not cause the carrying amount of the above CGU vary significantly with its recoverable amount.

Depreciation expense has been included in the profit or loss as follows:

	2022 S\$	2021 S\$
Cost of sales and services	75,000	143,755
Selling and administrative expenses	38,100	38,100
	<b>113,100</b>	181,855

As at 31 December 2022, leasehold land with a carrying amount of Nil (2021: S\$1,200,000) is pledged for the Group's bank loan, the details are set out in note 24 to the consolidated financial statements.

As at 31 December 2022, the carrying value of motor vehicles used to secure the lease obligations was S\$79,824 (2021: S\$92,924).

Lease liabilities of S\$951,884 (2021: S\$50,236) are recognised with related right-of-use assets of S\$997,013 as at 31 December 2022 (2021: S\$1,292,924).

	2022 S\$	2021 S\$
Depreciation expenses on right-of-use assets	113,100	181,855
Interest expense on lease liabilities (included in finance cost)	1,931	3,280
Expenses relating to short-term lease	219,253	168,005

## NOTES TO THE CONSOLIDATED FINANCIAL STATEMENTS

### 17. INVENTORIES

	At 31 December	
	2022 S\$	2021 S\$
Raw material, net of allowance	219,469	265,094
Finished goods	27,000	30,330
	<b>246,469</b>	295,424

### 18. TRADE AND OTHER RECEIVABLES

	At 31 December	
	2022 S\$	2021 S\$
Trade receivables	7,112,746	1,519,460
Less: Allowance for ECL	(1,614,713)	(720,123)
	<b>5,498,033</b>	799,337
Purchase advances paid to suppliers	233,046	1,994,840
Rental and other deposits	43,220	30,110
Prepayments	94,201	58,436
Loan and other receivables	15,081	2,703,911
Less: Allowance for ECL	–	(28,389)
	<b>5,883,581</b>	5,558,245

Trade receivables are generally granted a credit period of 30 to 60 days (2021: 30 to 60 days) from the invoice date. The following is an aging analysis of trade receivables, net of allowance for ECL, presented based on invoice date at the end of the reporting period:

	At 31 December	
	2022 S\$	2021 S\$
1-30 days	669,028	537,364
31-60 days	2,281,850	148,134
61-90 days	2,417,360	56,668
91-180 days	14,346	20,277
181-365 days	115,449	3,290
Over 365 days	–	33,604
	<b>5,498,033</b>	799,337

## NOTES TO THE CONSOLIDATED FINANCIAL STATEMENTS

### 18. TRADE AND OTHER RECEIVABLES (continued)

Before granting credit to new customers, the Group reviews the customers' profile and financial position to assess the potential customer's credit quality and defines credit limits for each customer.

The Group assesses at each of the reporting period end whether there is objective evidences that trade and other receivables are impaired.

Loans receivables were the loans which are granted to independent third parties of the Group for a term of 1 year (2021: 1 year) with effective interest of 7% to 10% (2021: 7% to 10%) per annum. As at 31 December 2021, loan receivables of S\$2,522,371 were guaranteed by the independent third parties of the Group. The loan receivables outstanding as at 31 December 2021 were denominated in Hong Kong Dollars. During the year ended 31 December 2022, loan receivables were fully settled and there was no addition to loan receivables.

#### Movement in the allowance of ECL

Movement in ECL that has been recognised for trade and other receivables in accordance with IFRS 9 for the years:

	2022 S\$	2021 S\$
Balance as at 1 January	748,512	597,669
Recognition of ECL	964,898	198,230
Reversal of ECL	(62,001)	(6,939)
Written-off	(17,169)	(41,025)
Exchange realignment	(19,527)	577
Balance as at 31 December	<b>1,614,713</b>	748,512

Details of impairment assessment for the years ended 31 December 2022 and 2021 are set out in note 31(b) to the consolidated financial statements.

## NOTES TO THE CONSOLIDATED FINANCIAL STATEMENTS

### 19. CONTRACT ASSETS

	At 31 December	
	2022 S\$	2021 S\$
Arising from performance under fitting-out and renovation services	4,693,010	2,979,207
Arising from performance under signage business	810,584	665,372
	5,503,594	3,644,579
Less: Allowance for ECL	(131,253)	(40,827)
	5,372,341	3,603,752

Movement in ECL that has been recognised for contract assets in accordance with IFRS 9 for the years:

	2022 S\$	2021 S\$
Balance as at 1 January	40,827	20,373
Recognition of ECL	130,636	20,448
Reversal of ECL	(25,952)	–
Written off	(11,503)	–
Exchange realignment	(2,755)	6
Balance as at 31 December	131,253	40,827

Contract assets arising from signage business are retention monies held by customers which will be repaid upon expiry of defect liability period, in accordance with sales contracts.

The contract assets under fitting-out and renovation service primarily relate to the Group's right to consideration for work completed and not billed because the rights are conditional on the Group's future performance in achieving specified milestones at the reporting date on the fitting-out and renovation services. The contract assets are transferred to trade receivables when the rights become unconditional. The Group typically transfers contract assets to trade receivables upon achieving the specified milestones in the contracts.

## NOTES TO THE CONSOLIDATED FINANCIAL STATEMENTS

### 19. CONTRACT ASSETS (continued)

The amount of contract assets that is expected to be recovered less than one year is approximately S\$5,372,341 (2021: S\$3,603,752).

The amount of revenue recognised during the year from performance obligations satisfied (or partially satisfied) in previous periods is S\$3,525,658, mainly due to the changes in estimates of the stage of completion of certain construction contracts.

The increase in contract assets in 2022 was result of the increase in the revenue from the provision of fitting-out and renovation service during the years ended 31 December 2022 and 2021.

Details of impairment assessment for the years ended 31 December 2022 and 2021 are set out in note 31(b) to the consolidated financial statements.

### 20. BANK AND CASH BALANCES

Cash at banks earns interest at floating rates based on daily bank deposit rates.

### 21. TRADE PAYABLES

	At 31 December	
	2022 S\$	2021 S\$
Trade payables	964,313	905,156

The following is an aging analysis of trade payables presented based on the invoice date, at the end of each reporting period:

	At 31 December	
	2022 S\$	2021 S\$
0–30 days	712,406	535,264
31–90 days	238,641	224,391
Over 90 days	13,266	145,501
	964,313	905,156

## NOTES TO THE CONSOLIDATED FINANCIAL STATEMENTS

### 22. OTHER PAYABLES AND ACCRUALS

	At 31 December	
	2022 S\$	2021 S\$
Retention payable to suppliers	1,330	29,686
Accrued operating expenses	1,175,422	398,787
Accrued staff commission	31,916	25,093
Amount due to a director (note)	–	2,000
Goods and services tax payable	21,978	44,009
	<b>1,230,646</b>	499,575

note: The amount is unsecured, non-interest bearing and repayable on demand.

### 23. CONTRACT LIABILITIES

	At 31 December	
	2022 S\$	2021 S\$
Billing in advance of performance obligation – Signage business	89,342	161,585

note: Contract liabilities are balances due to customers under signage sale contracts. When the Group receives a deposit from customer, this will give rise to contract liabilities at the beginning of a contract, until the revenue is recognised.



## NOTES TO THE CONSOLIDATED FINANCIAL STATEMENTS

### 23. CONTRACT LIABILITIES (continued)

#### Movement in contract liabilities

	2022 S\$	2021 S\$
Balance as at 1 January	161,585	207,126
Increase in contract liabilities as a result of receiving deposits from the customers	314,162	135,210
Decrease in contract liabilities as a result of recognising revenue during the year	(386,405)	(180,751)
Balance as at 31 December	89,342	161,585

As at 31 December 2022, none of billings in advance of performance received that is expected to be recognised as income after more than one year (2021: Nil).

### 24. BANK LOAN

At 31 December 2022, borrowings of the Group were repayable as follows:

	2022 S\$	2021 S\$
Within one year	346,670	356,881
More than one year, but within two years	359,000	361,933
More than two years but within five years	1,155,443	1,117,524
More than five years	397,244	772,103
	2,258,357	2,608,441

	2022 S\$	2021 S\$
Secured bank loan (note)	2,258,357	2,608,441
Amount due within one year shown under current liabilities	(346,670)	(356,881)
Amount due shown under non-current liabilities	1,911,687	2,251,560

note: The bank loan is secured by legal charge on the Group's building and leasehold land, which is set out in notes 15 and 16 to the consolidated financial statements, and personal guarantees from certain directors of the Company. The interest shall be computed based on 0.5% and 1.0% per annum over the 3-months Singapore Interbank Offered Rate for first two years and remainder of seven years respectively. The bank loan is repayable by monthly installments commencing January 2020.



## NOTES TO THE CONSOLIDATED FINANCIAL STATEMENTS

## 25. LEASE LIABILITIES

	Minimum lease payments		Present value of minimum lease payments	
	As at 31 December		As at 31 December	
	2022	2021	2022	2021
	S\$	S\$	S\$	S\$
Amounts payable:				
Not later than one year	105,451	17,472	91,527	15,541
Later than one year and not later than five years	380,712	36,432	340,768	34,695
More than five years	542,630	–	519,589	–
	1,028,793	53,904	951,884	50,236
Less: future finance charges	(76,909)	(3,668)	–	–
Present value of lease obligations	951,884	50,236	951,884	50,236
Less: Amount due for settlement within 12 months (shown under current liabilities)			(91,527)	(15,541)
Amount due for settlement after 12 months (shown under non-current liabilities)			860,357	34,695

The incremental borrowing rate applied to lease liabilities is 1.4% to 4.7% and 3.6% to 5.7% per annum as at 31 December 2022 and 2021 respectively.

## NOTES TO THE CONSOLIDATED FINANCIAL STATEMENTS

### 26. DEFERRED TAX ASSETS

The movements in deferred tax assets during the year are as follow:

	Over-book depreciation of plant and equipment S\$	Unutilised tax losses S\$	Capital allowances S\$	Donations S\$	Total S\$
Deferred tax assets at 1 January 2021	(17,979)	100,460	56,805	425	139,711
Credited/(charged) to profit or loss during the year (note 10)	9,154	(40,549)	(56,805)	–	(88,200)
Deferred tax assets at 31 December 2021	(8,825)	59,911	–	425	51,511
Credited/(charged) to profit or loss during the year (note 10)	6,322	(6,322)	–	–	–
Deferred tax assets at 31 December 2022	(2,503)	53,589	–	425	51,511

Subject to the agreement by relevant tax authority(ies), at 31 December 2022, the above deferred tax assets are available for offset against future profits.

As at 31 December 2022, the Group has unused tax losses of S\$3,349,503 (2021: S\$3,963,252) available for offset against future profits. A deferred tax asset has been recognised in respect of S\$315,227 (2021: S\$352,416) of such tax losses. No deferred tax asset has been recognised in respect of these remaining unused tax losses of S\$3,034,276 as at 31 December 2022 (2021: S\$3,585,064) and other deductible temporary differences due to the unpredictability of future profit streams. Unrecognised tax losses may be carried forward indefinitely.



## NOTES TO THE CONSOLIDATED FINANCIAL STATEMENTS

### 27. SHARE CAPITAL

	Number of shares	Share capital HK\$
<b>Authorised:</b>		
At 1 January 2021, 31 December 2021 and 31 December 2022 (Ordinary shares of HK\$0.03125 each)	1,600,000,000	50,000,000
	Number of shares	Share capital S\$
<b>Issued and fully paid:</b>		
At 1 January 2021		
(Ordinary shares of HK\$0.03125 each)	128,000,000	689,655
Placing of new shares (note (i))	96,000,000	511,200
At 31 December 2021 (Ordinary shares of HK\$0.03125 each)	224,000,000	1,200,855
Shares issued under share option scheme (note (ii))	12,800,000	70,600
At 31 December 2022 (Ordinary shares of HK\$0.03125 each)	236,800,000	1,271,455

notes:

- (i) An extraordinary general meeting was held on 4 May 2021 in which the resolution to approve the proposed placing of 96,000,000 new ordinary shares of par value of HK\$0.03125 each (the "Placing Share"), at the placing price of HK\$0.15 per Placing Share (the "Placing") was passed by the shareholders of the Company. The Placing has completed on 21 May 2021. The net proceeds received by the Company from the Placing were approximately S\$2,386,848 (equivalent to approximately HK\$14,008,000), among which approximately S\$511,200 (equivalent to approximately HK\$3,000,000) were credited to the share capital account and the balance of approximately S\$1,875,648 (equivalent to approximately HK\$11,008,000) were credited to the share premium account. Please refer to the announcements and circular of the Company dated 16 April 2021, 4 May 2021 and 21 May 2021 for details of the Placing.
- (ii) 12,800,000 share options were exercised on 12 April 2022, at the exercise price of HK\$0.45 per share option. The net proceeds received by the Company from the exercise of share options were approximately S\$1,016,640 (equivalent to approximately HK\$5,760,000), among which approximately S\$70,600 (equivalent to approximately HK\$400,000) were credited to the share capital, approximately S\$539,758 (equivalent to approximately HK\$3,058,118) were debited to the share-based payment reserve, and the balance of approximately S\$1,485,798 (equivalent to approximately HK\$8,418,118) were credited to the share premium account.

## NOTES TO THE CONSOLIDATED FINANCIAL STATEMENTS

### 28. SHARE-BASED PAYMENTS RESERVE

The Company's share option scheme (the "Scheme") was adopted pursuant to a resolution passed on 21 September 2018 for primary purpose of providing incentives to eligible participants for their contributions to, and continuing efforts to promote the interests of, the Company.

The eligible participants include any full time or part time employees of the Group (including any directors, whether executive or non-executive and whether independent or not, of the Group); and any business or joint venture partners, contractors, agents or representatives, consultants, advisers, suppliers, producers or licensors, customers, licensees (including any sublicensee) or distributors, landlords or tenants (including any sub-tenants) of the Group who, in the sole discretion of the Board, has contributed or may contribute to the Group.

The total number of shares which may be issued upon exercise of all share options to be granted under the Scheme must not, in aggregate, exceed 10% of the issued share capital of the Company as at the date of the approval of the Scheme or the date of shareholders' approval of a refreshment of such limit in a general meeting of the Company. The total number of shares which may be issued upon exercise of all outstanding options granted and yet to be exercised under the Scheme must not exceed 30% of the issued shares of the Company in issue from time to time. The maximum number of shares issued and to be issued upon exercise of the options granted to each participant (including exercised and outstanding options) in any twelve (12)-month period up to the date of grant shall not exceed 1% of the issued share capital of the Company. Any further grant of share options in excess of this limit is subject to approval by the shareholders of the Company in the general meeting of the Company with such participant and his/her/its close associates abstain from voting.

The offer of a grant of share options may be accepted within 21 days from the date of the offer, upon payment of a nominal consideration of HK\$1 in total by the grantee.

The exercise price of the share options is determinable by the board of directors, but may not be less than the highest of (i) the closing price of the Company's shares as stated in the daily quotation sheets issued by the Stock Exchange on the offer date of the share options; (ii) the average closing price of the Company's shares as stated in the daily quotation sheets issued by the Stock Exchange for the five trading days immediately preceding the offer date; and (iii) the nominal value of the Company's shares on the offer date, when applicable.

The Share Option Scheme shall be valid and effective for a period of ten years from 21 September 2018.

As at 31 December 2022, the number of shares in respect of which options had been granted and remained outstanding under the Scheme was 22,400,000 (2021: 12,800,000), representing 9.5% (2021: 5.7%) of the shares of the Company in issue at that date. The share options was immediately vest when it grant.



## NOTES TO THE CONSOLIDATED FINANCIAL STATEMENTS

### 28. SHARE-BASED PAYMENTS RESERVE (continued)

Details of specific categories of options are as follows:

Date of grant	Exercise period	Exercise price
7 April 2022	7 April 2022 to 6 April 2024	HK\$0.50

The following table discloses movements of the Scheme during the year:

Option	Outstanding at 1/1/2021, 31/12/2021 and 1/1/2022	Granted during year	Exercised during year	Outstanding at 31/12/2022
Scheme				
Directors	5,120,000	–	(5,120,000)	–
Employees	7,680,000	22,400,000	(7,680,000)	22,400,000
	12,800,000	22,400,000	(12,800,000)	22,400,000
Exercisable at the end of the year	12,800,000			22,400,000
Weighted average exercise price	HK\$0.45	HK\$0.50	–	HK\$0.50

During the year ended 31 December 2022, 12,800,000 options were exercised on 12 April 2022. During the year ended 31 December 2022, 22,400,000 options were granted to employees of the Company on 7 April 2022. No share options lapsed or cancelled for the years ended 2022 and 2021. The validity period of the options is two years from 7 April 2022 to 6 April 2024 (both days inclusive). There was no market vesting condition or non-market performance condition associated with the options granted. The estimated fair values of the options granted on 7 April 2022 was S\$806,534 (2021: Nil), which have been charged as share-based payment expenses to profit or loss for the year ended 31 December 2022.

## NOTES TO THE CONSOLIDATED FINANCIAL STATEMENTS

### 28. SHARE-BASED PAYMENTS RESERVE (continued)

These fair values were calculated using the Binomial Option Pricing model. The inputs into the model were as follows:

	<b>2022</b>
Share price of each share at grant date	HK\$0.50
Fair value of each share option at grant date	HK\$0.20
Weighted average share price	HK\$0.50
Exercise price	HK\$0.50
Expected volatility	102.18%
Expected life	2 years
Risk-free rate	1.97%
Expected dividend yield	0%

The expected volatility is based on the historic volatility (calculated based on the weighted average remaining life of the share options), adjusted for any expected changes to future volatility based on publicly available information. Expected dividends are based on historical dividends. The assumptions used in computing the fair value of the share options are based on management's best estimate. Changes in the subjective input assumptions could materially affect the fair value estimate.

As at 31 December 2022, the weighted average remaining contractual life of the share option is 1.27 years (2021: 0.27 years).



## NOTES TO THE CONSOLIDATED FINANCIAL STATEMENTS

### 29. NOTES TO THE CONSOLIDATED STATEMENT OF CASH FLOWS

#### (a) Major non-cash transaction

Right-of-use assets with a carrying amount of S\$1,100,000 was transferred to property, plant and equipment upon maturity of the finance lease term during the year ended 31 December 2022 (2021: S\$74,871).

Addition to right-of-use assets during the year ended 31 December 2022 of S\$917,189 (2021: Nil) were financed by lease liabilities.

#### (b) Reconciliation of liabilities arising from financing activities

	Lease liabilities S\$	Bank Loan S\$	Total S\$
At 1 January 2021	106,846	2,967,478	3,074,324
Expense charged	3,280	25,935	29,215
Interest paid	(3,280)	(25,935)	(29,215)
Financing cash outflow	(56,610)	(359,037)	(415,647)
At 31 December 2021 and 1 January 2022	50,236	2,608,441	2,658,677
Additions	917,189	–	917,189
Expense charged	1,931	52,392	54,323
Interest paid	(1,931)	(52,392)	(54,323)
Financing cash outflow	(15,541)	(350,084)	(365,625)
At 31 December 2022	951,884	2,258,357	3,210,241

### 30. CAPITAL MANAGEMENT

The Group manages its capital to ensure that it will be able to continue as a going concern while maximising the return to shareholders through the optimisation of the debt and equity balance. The Group's overall strategy of capital management remains unchanged throughout the reporting period.

The capital structure of the Group consists of debt, which includes, lease liabilities and bank loan, net of bank and cash balances and equity attributable to owners of the Company, comprising share capital and reserves.

The management of the Group reviews the capital structure from time to time. As a part of this review, the management considers the cost of capital and the risks associated with each class of capital. Based on recommendations of the management, the Group will balance its overall capital structure through the payment of dividends, the issue of new shares and new debts.

## NOTES TO THE CONSOLIDATED FINANCIAL STATEMENTS

### 30. CAPITAL MANAGEMENT (continued)

The externally imposed capital requirements for the Group are mainly: (i) in order to maintain its listing on the Stock Exchange, it has to have a public float of at least 25% of the total number of the shares in issue; and (ii) to meet financial covenants attached to the bank loan.

The Group receives reports from major shareholders and other connected persons on any changes in shareholding to ensure the continuing compliance with the 25% limit throughout the year.

The Company has maintained the prescribed public float under the GEM Listing Rules during the years ended 31 December 2022 and 2021.

Breaches to fulfill the financial covenants would permit the bank to immediately demand repayment of the loan. There have been no breaches in the financial covenants of any bank loan for the years ended 31 December 2022 and 2021.

The followings is the debt to equity ratio at the end of each year ended:

	2022	2021
Total borrowings (Note (a))	<b>3,210,241</b>	2,658,677
Less: cash and cash equivalents (Note (c))	<b>(2,516,009)</b>	(3,616,810)
Net borrowings/(cash surplus)	<b>694,232</b>	(958,133)
Total equity (Note (b))	<b>13,075,571</b>	12,869,685
Debt to equity ratio	<b>5.3%</b>	N/A

Notes:

- (a) Total borrowings representation bank loan and lease liabilities.
- (b) Total equity includes share capital and reserves at the end of each reporting period.
- (c) Cash and cash equivalents included cash and bank balances.





## NOTES TO THE CONSOLIDATED FINANCIAL STATEMENTS

### 31. FINANCIAL INSTRUMENTS

#### a. Categories of financial instruments

	At 31 December	
	2022 S\$	2021 S\$
<b>Financial assets</b>		
Amortised cost (including cash and cash equivalents)	<b>8,072,343</b>	7,121,779
<b>Financial liabilities</b>		
Amortised cost	<b>5,383,222</b>	4,019,399

#### b. Financial risk management objectives and policies

The major financial instruments include trade and other receivables, bank and cash balances, trade payables, other payables and accruals, lease liabilities, contract assets, contract liabilities and bank loan. Details of the financial instruments are disclosed in the respective notes. The risks associated with these financial instruments include market risks (foreign exchange risk and interest rate risk), liquidity risk and credit risk. The policies on how to mitigate these risks are set out below. The management manages and monitors these exposures to ensure appropriate measures are implemented on a timely and effective manner.

#### **Market risks**

##### (i) Foreign currency risk

The Group's foreign currency exposures arise mainly from the exchange rate movements of the Hong Kong Dollars against the Singapore Dollars.

The Group currently does not have a foreign currency hedging policy in respect of foreign currency exposure. The management monitors foreign exchange exposure closely and will consider hedging significant foreign currency exposure should the need arise.

At the end of the reporting period, the carrying amounts of monetary assets and monetary liabilities denominated in currencies other than the respective functional currency of entities within the Group are as follows:

	Assets		Liabilities	
	2022 S\$	2021 S\$	2022 S\$	2021 S\$
Hong Kong Dollars	<b>992,701</b>	299,314	<b>974,789</b>	370,549

## NOTES TO THE CONSOLIDATED FINANCIAL STATEMENTS

### 31. FINANCIAL INSTRUMENTS (continued)

#### b. Financial risk management objectives and policies (continued)

##### *Market risks (continued)*

##### *(i) Foreign currency risk (continued)*

The sensitivity rate used when reporting foreign currency risk is 5%, which is the change in foreign exchange rate that management deems reasonably possible which will affect outstanding foreign currency denominated monetary items at period end.

If the Hong Kong Dollars to increase/decrease by 5% against the Singapore Dollars, loss (2021: profit) before income tax will decrease/increase (2021: increase/decrease) by S\$896 (2021: S\$3,562).

##### *(ii) Interest rate risk*

The Group is exposed to cash flow interest rate risk mainly in relation to bank balances and bank loan. The bank loan interest rate and terms of repayment are disclosed note 24 to the consolidated financial statements. The Group's bank balances are short-term in nature and the exposure of the interest rate is minimal.

Loan receivables and lease liabilities issued at fixed rates expose the Group to fair value interest rate risk.

The Group currently does not have an interest rate hedging policy. However, the management monitors interest rate risk exposure and will consider interest rate hedging should the need arise.

At the end of the reporting period, the carrying amount of bank loan of the Group is S\$2,258,357 (2021: S\$2,608,441).

Assuming that the amount of bank loan outstanding at the end of the reporting period is outstanding for the whole year and interest rate increase/decrease instantaneously by 100 basis points from the end of the reporting period, with all other variables held constant, the loss (2021: profit) before income tax of the Group would increase/decrease (2021: decrease/increase) by S\$22,584 (2021: S\$26,084).



## NOTES TO THE CONSOLIDATED FINANCIAL STATEMENTS

### 31. FINANCIAL INSTRUMENTS (continued)

#### b. Financial risk management objectives and policies (continued)

##### *Liquidity risk*

In the management of the liquidity risk, the management of the Group monitors and maintains a sufficient level of bank and cash balances to finance the Group's operations and mitigate the effects of fluctuations in cash flows.

The following tables detail the Group's remaining contractual maturities for its financial liabilities. The tables have been drawn up based on the undiscounted cash flows of financial liabilities based on the earliest date on which the Group can be required to pay. The tables include both interest and principal cash flows.

	Within 1 year S\$	1-5 years S\$	Over 5 years S\$	Total undiscounted cash flows S\$	Carrying amount S\$
<b>At 31 December 2022</b>					
<b>Non-interest bearing Instruments</b>					
Trade and other payables	2,172,981	–	–	2,172,981	2,172,981
<b>Interest bearing instruments</b>					
Bank loan	420,186	1,680,745	404,567	2,505,498	2,258,357
Lease liabilities	105,451	380,712	542,630	1,028,793	951,884
	2,698,618	2,061,457	947,197	5,707,272	5,383,222
<b>At 31 December 2021</b>					
<b>Non-interest bearing Instruments</b>					
Trade and other payables	1,360,722	–	–	1,360,722	1,360,722
<b>Interest bearing instruments</b>					
Bank loan	391,920	1,567,680	783,716	2,743,316	2,608,441
Lease liabilities	17,472	36,432	–	53,904	50,236
	1,770,114	1,604,112	783,716	4,157,942	4,019,399

## NOTES TO THE CONSOLIDATED FINANCIAL STATEMENTS

### 31. FINANCIAL INSTRUMENTS (continued)

#### b. Financial risk management objectives and policies (continued)

##### *Credit risk*

The Group has concentration of credit risk in certain individual customers. Approximately 51% and 53% of total trade receivables outstanding at 31 December 2022 and 2021 were due from top 5 trade receivables which exposed the Group to concentration of credit risk. The Group seeks to minimise its risk by dealing with counterparties which have good credit history.

Customer credit risk is managed by each business unit subject to the Group's established policy, procedures and control relating to customer credit risk management. Individual credit evaluations are performed on all customers for credit over a certain amount. These evaluations focus on the customer's past history of making payments when due and current ability to pay, and take into account information specific to the customer as well as pertaining to the economic environment in which the customer operates. Trade receivables are due within 30 to 60 days from the date of billing. Normally, the Group does not obtain collateral from customers.

##### *Trade receivable and contract assets*

The Group applies the simplified approach to provide for ECL prescribed by IFRS 9, which permits the use of the lifetime ECL provision for all trade receivables and contract assets. As the Group's historical credit loss experience on trade receivables and contract assets does not indicate significantly different loss patterns for different customer segments, the ECL on trade receivables and contract assets based on past due status is not further distinguished between the Group's different customer bases. The Group has performed historical analysis and identified the key economic variables impacting credit risk and ECL. It considers available reasonable and supportive forwarding-looking information.

The analysis of changes in the gross carrying amount and corresponding provision of ECL on trade receivables are as follows:

	Not past due S\$	Within 30 days S\$	31 to 60 days S\$	61 to 90 days S\$	91 to 150 days S\$	Over 150 days S\$	Total S\$
<b>As at 31 December 2022</b>							
ECL rate	1.0%	1.0%	3.4%	–	6.0%	100%	22.7%
Gross carrying amount (S\$)	675,534	2,304,037	2,502,092	5	138,110	1,492,968	7,112,746
Lifetime ECL	(6,506)	(22,187)	(84,732)	–	(8,320)	(1,492,968)	(1,614,713)
	669,028	2,281,850	2,417,360	5	129,790	–	5,498,033
<b>As at 31 December 2021</b>							
ECL rate	0.1%	0.1%	0.4%	96.6%	41.9%	94.5%	47.4%
Gross carrying amount (S\$)	537,797	148,327	56,903	71,108	30,769	674,556	1,519,460
Lifetime ECL	(433)	(193)	(235)	(68,708)	(12,892)	(637,662)	(720,123)
	537,364	148,134	56,668	2,400	17,877	36,894	799,337

## NOTES TO THE CONSOLIDATED FINANCIAL STATEMENTS

### 31. FINANCIAL INSTRUMENTS (continued)

#### b. Financial risk management objectives and policies (continued)

##### *Credit risk (continued)*

##### *Trade receivable and contract assets (continued)*

The analysis of changes in the gross carrying amount and the corresponding provision of ECL on contract assets are as follows:

	As at 31 December 2022	
	Not past due S\$	Total S\$
ECL rate	2.4%	2.4%
Contract assets, gross	5,503,594	5,503,594
Less: Allowance for ECL	(131,253)	(131,253)
<b>Contract assets, net</b>	<b>5,372,341</b>	<b>5,372,341</b>
	As at 31 December 2021	
	Not past due S\$	Total S\$
ECL rate	1.1%	1.1%
Contract assets, gross	3,644,579	3,644,579
Less: Allowance for ECL	(40,827)	(40,827)
<b>Contract assets, net</b>	<b>3,603,752</b>	<b>3,603,752</b>

##### *Loan and other receivables*

Management has overall responsibility for the Group's credit policies and oversees the credit quality of the Group's loan and other receivables. The Group has adopted internal control procedures to mitigate credit risk by evaluation of creditability of the debtors.

The Group recognised the provision for ECL by assessing the credit risk characteristics of debtor, value of collateral, the likelihood of recovery, forward looking information and considering the prevailing economic conditions.

The Group uses three categories for loan and other receivables which reflect their credit risk and how the loss provision is determined for each of the categories.

## NOTES TO THE CONSOLIDATED FINANCIAL STATEMENTS

### 31. FINANCIAL INSTRUMENTS (continued)

#### b. Financial risk management objectives and policies (continued)

##### *Credit risk (continued)*

##### *Loan and other receivables (continued)*

##### Stage 1

Loan and other receivables have not experienced a significant increase in credit risk since origination and impairment recognised on the basis of 12 months ECL (12-month ECLs).

##### Stage 2

Loan and other receivables to customers have experienced a significant increase in credit risk since origination and impairment is recognised on the basis of lifetime ECL (Lifetime ECLs non credit-impaired).

##### Stage 3

Loan and other receivables that are in default and considered credit impaired (Lifetime ECLs credit impaired).

As at 31 December 2022, the provision of ECL for loan and other receivables was insignificant based on ECL applied to different stages and therefore no ECL for loan and other receivables was recognised during the year ended 31 December 2022.



## NOTES TO THE CONSOLIDATED FINANCIAL STATEMENTS

### 31. FINANCIAL INSTRUMENTS (continued)

#### b. Financial risk management objectives and policies (continued)

##### *Credit risk (continued)*

##### *Loan and other receivables (continued)*

The analysis of changes in the gross carrying amount and the corresponding provision of ECL on loan and other receivables are as follows:

	As at 31 December 2021			Total S\$
	Stage 1 S\$	Stage 2 S\$	Stage 3 S\$	
ECL rate	0.1%	1.5%	–	1.0%
Loan and other receivables, gross	948,236	1,755,675	–	2,703,911
Less: Provision of ECL on loan and other receivables	(1,405)	(26,984)	–	(28,389)
Loan and other receivables, net	946,831	1,728,691	–	2,675,522

Movements for ECL of loans and other receivables by stage is analysed as follows:

	Stage 1 S\$	Stage 2 S\$	Stage 3 S\$	Total S\$
At 1 January 2021	2,276	30,162	–	32,438
Reversal of ECL	(871)	(3,178)	–	(4,049)
At 31 December 2021 and 1 January 2022	1,405	26,984	–	28,389
Reversal of ECL	(1,405)	(26,984)	–	(28,389)
At 31 December 2022	–	–	–	–

## NOTES TO THE CONSOLIDATED FINANCIAL STATEMENTS

### 31. FINANCIAL INSTRUMENTS (continued)

#### b. Financial risk management objectives and policies (continued)

##### *Credit risk (continued)*

##### *Others*

The credit risk on bank balances is limited because the counterparties are banks with high credit-ratings assigned by international credit-rating agencies. In this regard, the directors of the Company consider that the Group's credit risk on bank balances is significantly reduced.

#### c. Fair value measurements of financial instruments

As at 31 December 2022 and 2021, the management of the Group considers that the carrying amounts of financial assets and liabilities recorded at amortised cost in the consolidated financial statements approximate to their fair values.

### 32. PLEDGED OF ASSETS

At the respective end of the reporting periods, the following assets were pledged:

	2022 S\$	2021 S\$
Building (note 15)	3,335,619	2,440,010
Leasehold land (note 16)	–	1,200,000
Motor vehicles (note 16)	79,824	92,924
	<b>3,415,443</b>	<b>3,732,934</b>



## NOTES TO THE CONSOLIDATED FINANCIAL STATEMENTS

### 33. RELATED PARTY DISCLOSURES

Some of the Group's transactions and arrangements are with related parties and the effects of these transactions and arrangements on the basis determined between the parties is reflected in these consolidated financial statements.

#### Key management personnel remuneration

Remuneration for key management personnel of the Group is the amounts paid to the Company's directors as disclosed in note 12 to the consolidated financial statements.

### 34. CONTINGENT LIABILITIES

The Group has no contingent liabilities as at 31 December 2022 and 2021.

### 35. PARTICULARS OF SUBSIDIARIES

Particular of the subsidiaries of the Company are as follows:

Name	Place of incorporation/operation	Paid up issued capital	Group's effective interest		Held by the Company		Principal activities
			2022	2021	2022	2021	
Sino Promise Investment Limited	British Virgin Islands	US\$1	100%	100%	Directly 100%	Directly 100%	Investment holding
Joyful Passion Limited	British Virgin Islands	US\$1	100%	100%	Directly 100%	Directly 100%	Investment holding
Top Construction Limited	Hong Kong	HK\$1	100%	100%	Indirectly 100%	Indirectly 100%	Fitting-out and renovation service
Signmechanic Pte Ltd	Singapore	S\$2,000,000	100%	100%	Indirectly 100%	Indirectly 100%	Design, fabrication, installation and maintenance of signage products

### 36. EVENT AFTER THE REPORTING PERIOD

No significant events have taken place subsequent to 31 December 2022.

### 37. OPERATING LEASE ARRANGEMENTS

#### The Group as lessee

The Group regularly entered into short-term leases for worker's accommodation. As at 31 December 2022, the portfolio of short-term leases is similar to the portfolio of short-term leases to which the short-term lease expense disclosed in note 16.

As at 31 December 2022, the outstanding lease commitments relating to the worker's accommodation is S\$34,808 (2021: S\$23,040).

## NOTES TO THE CONSOLIDATED FINANCIAL STATEMENTS

### 38. STATEMENT OF FINANCIAL POSITION AND RESERVES OF THE COMPANY

Information about the statement of financial position of the Company at end of the reporting period is as follows:

	At 31 December	
	2022 S\$	2021 S\$
<b>Non-current assets</b>		
Investments in subsidiaries	6,570,096	6,570,096
Total non-current assets	6,570,096	6,570,096
<b>Current assets</b>		
Prepayments	35,649	17,794
Amounts due from subsidiaries	2,985,662	1,517,298
Bank and cash balances	992,297	302,878
Total current assets	4,013,608	1,837,970
<b>Current liabilities</b>		
Other payables and accruals	974,789	370,549
Total current liabilities	974,789	370,549
<b>Net current assets</b>	3,038,819	1,467,421
<b>NET ASSETS</b>	9,608,915	8,037,517
<b>Capital and reserves</b>		
Share capital	1,271,455	1,200,855
Share premium	15,488,351	14,002,553
Share based-payments reserve	806,534	539,758
Accumulated losses	(7,957,425)	(7,705,649)
<b>TOTAL EQUITY</b>	9,608,915	8,037,517

Approved by the Board of Directors on 31 March 2023 and are signed on its behalf by:

**Tan Thiam Kiat Kelvin**  
Chairman and Executive Director

**Kong Weishan**  
Executive Director

## NOTES TO THE CONSOLIDATED FINANCIAL STATEMENTS

### 38. STATEMENT OF FINANCIAL POSITION AND RESERVES OF THE COMPANY (continued)

A summary of the Company's reserves is as follows:

	Share premium S\$	Share- based payments reserve S\$	Accumulated losses S\$	Total S\$
At 1 January 2021	12,126,905	539,758	(5,552,402)	7,114,261
Loss for the year, representing total comprehensive expenses of the year	–	–	(2,153,247)	(2,153,247)
Placing of new shares	1,875,648	–	–	1,875,648
At 31 December 2021 and 1 January 2022	14,002,553	539,758	(7,705,649)	6,836,662
Loss for the year, representing total comprehensive expenses of the year	–	–	(251,776)	(251,776)
Issued of shares under share option scheme (Note 27)	1,485,798	(539,758)	–	946,040
Recognition of equity-settled share-based payment expense (Note 28)	–	806,534	–	806,534
At 31 December 2022	15,488,351	806,534	(7,957,425)	8,337,460

### 39. APPROVAL FOR CONSOLIDATED FINANCIAL STATEMENTS

The consolidated financial statements were approved and authorised for issue by the Board of Directors on 31 March 2023.



## SUMMARY OF FINANCIAL INFORMATION

31 December 2022

The following is a summary of the consolidated results and of the assets and liabilities of the Group for the last five financial years as extracted from the published financial statements:

	Year ended 31 December				
	2022 S\$	2021 S\$	2020 S\$	2019 S\$	2018 S\$
<b>RESULTS</b>					
Revenue	30,379,066	18,541,810	6,383,204	8,500,700	10,474,896
<b>Profit/(loss) before tax</b>	<b>(1,621,897)</b>	333,958	(3,540,990)	(1,627,175)	1,203,835
Income tax (expense)/credit	–	(88,200)	113,711	40,346	(319,439)
<b>Profit/(loss) for the year</b>	<b>(1,621,897)</b>	245,758	(3,427,279)	(1,586,829)	884,396
<b>As at 31 December</b>					
<b>ASSETS AND LIABILITIES</b>					
Non-current assets	4,551,713	4,020,447	4,591,303	5,072,715	988,099
Current assets	14,018,400	13,074,231	11,104,318	13,313,904	15,602,381
Current liabilities	(2,722,498)	(1,938,738)	(2,772,070)	(2,201,088)	(1,625,093)
Net current assets	11,295,902	11,135,493	8,332,248	11,112,816	13,977,288
Non-current liabilities	(2,772,044)	(2,286,255)	(2,659,930)	(3,065,979)	(269,971)
Net assets	13,075,571	12,869,685	10,263,621	13,119,552	14,695,416