

Hong Kong Exchanges and Clearing Limited and The Stock Exchange of Hong Kong Limited (the “Stock Exchange”) take no responsibility for the contents of this announcement, make no representation as to its accuracy or completeness and expressly disclaim any liability whatsoever for any loss howsoever arising from or in reliance upon the whole or any part of the contents of this announcement.



Asia Pioneer Entertainment Holdings Limited

亞洲先鋒娛樂控股有限公司

(Incorporated in the Cayman Islands with limited liability)

(Stock Code: 8400)

**ANNOUNCEMENT OF ANNUAL RESULTS
FOR THE YEAR ENDED 31 DECEMBER 2024**

The board of directors (the “**Directors**”) of Asia Pioneer Entertainment Holdings Limited (the “**Company**” and together with its subsidiaries, the “**Group**”) announces the audited consolidated financial results of the Group for the year ended 31 December 2024. This announcement, containing the full text of the 2024 annual report of the Company (the “**2024 Annual Report**”), complies with the relevant requirements of the Rules Governing the Listing of Securities on GEM of the Stock Exchange (the “**GEM**” and the “**GEM Listing Rules**”, respectively) in relation to the information to accompany the preliminary announcement of annual results. The printed version of the 2024 Annual Report containing the information required by the GEM Listing Rules will be despatched to the shareholders of the Company and available for viewing on the websites of the Stock Exchange at www.hkexnews.hk and of the Company at www.apemacau.com in due course in the manner as required by the GEM Listing Rules.

For and on behalf of
Asia Pioneer Entertainment Holdings Limited
HUIE, Allen Tat Yan
Chairman and Executive Director

Hong Kong, 31 March 2025

As at the date of this announcement, the executive Directors are Mr. HUIE, Allen Tat Yan (Chairman), Mr. NG Man Ho Herman (Chief Executive Officer), Mr. CHAN Chi Lun (Chief Financial Officer) and Ms. Maria Fatima FRANCISCO FREIRE GARCIA; and the independent non-executive Directors are Mr. CHOI Kwok Wai, Mr. MA Chi Seng and Mr. HO Kevin King Lun.

This announcement, for which the Directors collectively and individually accept full responsibility, includes particulars given in compliance with the GEM Listing Rules for the purpose of giving information with regard to the Company. The Directors, having made all reasonable enquiries, confirm that to the best of their knowledge and belief, the information contained in this announcement is accurate and complete in all material respects and not misleading or deceptive, and there are no other matters the omission of which would make any statement herein or this announcement misleading.

This announcement will remain on the “Latest Listed Company Information” page of the Stock Exchange’s website at www.hkexnews.hk for at least 7 days from the date of its publication. This announcement will also be published on the website of the Company at www.apemacau.com.

In case of any inconsistency between the English and Chinese versions, the English text of this announcement shall prevail over the Chinese text.

CHARACTERISTICS OF GEM OF THE STOCK EXCHANGE OF HONG KONG LIMITED (THE "STOCK EXCHANGE" AND "GEM", RESPECTIVELY)

GEM has been positioned as a market designed to accommodate small and mid-sized companies to which a higher investment risk may be attached than other companies listed on the Stock Exchange. Prospective investors should be aware of the potential risks of investing in such companies and should make the decision to invest only after due and careful consideration.

Given that the companies listed on GEM are generally small and mid-sized companies, there is a risk that securities traded on GEM may be more susceptible to high market volatility than securities traded on the Main Board of the Stock Exchange and no assurance is given that there will be a liquid market in the securities traded on GEM.

Hong Kong Exchanges and Clearing Limited and the Stock Exchange take no responsibility for the contents of this report, make no representation as to its accuracy or completeness and expressly disclaim any liability whatsoever for any loss howsoever arising from or in reliance upon the whole or any part of the contents of this report.

*This report, for which the directors of Asia Pioneer Entertainment Holdings Limited (the "**Company**" and the "**Directors**", respectively) collectively and individually accept full responsibility, includes particulars given in compliance with the Rules Governing the Listing of Securities on GEM (the "**GEM Listing Rules**") for the purpose of giving information with regard to the Company. The Directors, having made all reasonable enquiries, confirm that to the best of their knowledge and belief, the information contained in this report is accurate and complete in all material respects and not misleading or deceptive, and there are no other matters the omission of which would make any statement herein or this report misleading.*

CONTENTS

| | |
|---|----|
| Corporate Information | 2 |
| Chairman's Statement | 3 |
| Management Discussion and Analysis | 4 |
| Biographical Details of the Directors and Senior Management | 9 |
| Corporate Governance Report | 15 |
| Directors' Report | 34 |
| Environmental, Social and Governance Report | 45 |
| Independent Auditor's Report | 77 |
| Consolidated Statement of Profit or Loss and Other Comprehensive Income | 83 |
| Consolidated Statement of Financial Position | 84 |
| Consolidated Statement of Changes in Equity | 85 |
| Consolidated Statement of Cash Flows | 86 |
| Notes to the Consolidated Financial Statements | 87 |



CORPORATE INFORMATION

Registered office

Windward 3
Regatta Office Park
PO Box 1350
Grand Cayman KY1-1108
Cayman Islands

Principal place of business in Hong Kong

31/F., 148 Electric Road
North Point
Hong Kong

Headquarters and principal place of business in Macau

Em Macau, Estrada Marginal
Do Hipódromo N°S 56-66
Industrial Lee Cheung F10, Macau

Executive Directors

Mr. Huie, Allen Tat Yan (*Chairman*)
Mr. Ng Man Ho Herman (*Chief Executive Officer*)
Mr. Chan Chi Lun (*Chief Financial Officer*)
Ms. Maria Fatima Francisco Freire Garcia
(*Sales director for Macau SAR and Southeast Asia*)
(*Appointed on 30 September 2024*)

Independent non-executive Directors

Mr. Choi Kwok Wai
Mr. Ma Chi Seng
Mr. Ho Kevin King Lun

Compliance officer

Mr. Chan Chi Lun

Authorised representatives

Mr. Huie, Allen Tat Yan
Ms. Yue Sau Lan (*Resigned on 10 January 2024*)
Ms. Leung Ho Yee (*Appointed on 10 January 2024*)

Company secretary

Ms. Yue Sau Lan (*Resigned on 10 January 2024*)
Ms. Leung Ho Yee (*Appointed on 10 January 2024*)

Audit committee

Mr. Choi Kwok Wai (*Chairman*)
Mr. Ma Chi Seng
Mr. Ho Kevin King Lun

Nomination committee

Mr. Huie, Allen Tat Yan (*Chairman*)
Mr. Ma Chi Seng
Mr. Ho Kevin King Lun

Remuneration committee

Mr. Ho Kevin King Lun (*Chairman*)
Mr. Huie, Allen Tat Yan
Mr. Ma Chi Seng

Risk management committee

Mr. Huie, Allen Tat Yan (*Chairman*)
Mr. Ng Man Ho Herman
Mr. Chan Chi Lun

Legal adviser as to Macau law

Jorge Neto Valente — Lawyers & Notaries

Independent auditor

Grant Thornton Hong Kong Limited
Certified Public Accountants
Registered Public Interest Entity Auditor

Principal share registrar and transfer office

Ocorian Trust (Cayman) Limited
Windward 3
Regatta Office Park
PO Box 1350
Grand Cayman KY1-1108
Cayman Islands

Hong Kong branch share registrar and transfer office

Boardroom Share Registrars (HK) Limited
Room 2103B, 21/F.
148 Electric Road
North Point
Hong Kong

Principal bankers

The Bank of East Asia, Limited
China Citic Bank International Limited
Banco Nacional Ultramarino

Company website

www.apemacau.com

GEM stock code

8400

CHAIRMAN'S STATEMENT

Dear Shareholders,

On behalf of the board of directors of Asia Pioneer Entertainment Holdings Limited (the "**Company**" together with its subsidiaries, the "**Group**", the "**Directors**" and the "**Board**", respectively), I am delighted to present the annual report of the Company for the year ended 31 December 2024 (the "**Year**" or "**FY2024**").

Firstly, on behalf of the Board, I wish to take this opportunity to express my gratitude to our shareholders (the "**Shareholders**"), customers, suppliers and business partners, who trust and remain faithful to the Group. I would also like to extend our sincere thanks to our management (the "**Management**") and staff for their diligence, dedication and contribution to the Group.

The Group returned to profitability in FY2024. For the Year, the Group made a net profit of approximately Hong Kong dollars ("**HK\$**") HK\$3.8 million compared to a loss of HK\$1.9 million for the year ended 31 December 2023 ("**FY2023**"). This profit was attributed to a 70.9% increase in the Group's revenue from HK\$29.7 million in FY2023 to approximately HK\$50.8 million in FY2024. The bulk of the Group's revenues and profits were from our electronic gaming equipment ("**EGE**") business, which was driven by casino customer orders mainly from the Macau Special Administrative Region ("**Macau SAR**" or "**Macau**"). For the Year, overall casino gross gaming revenues from the Macau SAR increased 23.9% to Macau Patacas ("**MOP**") 226.8 billion (United States dollars ("**US\$**") 28.3 billion) compared to MOP183.1 billion in FY2023. In 2024, Macau SAR had 34.93 million visitors, which is approximately 88.6% of pre-pandemic levels. Macau SAR and our EGE business have made a strong come-back.

We expect this resurging growth to continue in 2025 and beyond as casinos continue to strengthen their financial positions. In our core EGE business, we expect customers to continue to order new EGE machines from the Group as our machines have proven to be both attractive and reliable. On the EGE development front, we are working with suppliers to introduce new machines and products to meet the growing demands of the mass gaming market. Some of these developments will involve new technologies that are affecting the gaming industry. The Group is committed to new technologies and developments in the gaming industry.

Strategically, the Group continues to seek opportunities to grow our overall business. We believe the gaming industry as a whole has ample room for growth. We believe the Group can leverage off its Macau SAR background and gaming industry experience to expand its business for our Shareholders. In this regard, in year-end 2024, we made a minor 3.57% share capital investment in a new manufacturing and technology company in Macau SAR. This new company is expecting to produce products suitable for the gaming industry. If successful, the Group has the potential option to increase its share capital of this new company up to 50%. We hope to talk more about this new venture as it develops in the coming year.

Overall, we look forward to 2025 and beyond with optimism. We see steady gross gaming revenue growth for the Macau SAR. We hear of new casino opportunities in Abu Dhabi and Thailand in the future. We see new technologies and developments in the gaming industry overall. We believe the Group is well-positioned for these developments and growth.

We look forward to the new year and thank all of our Shareholders for their support.

Huie, Allen Tat Yan

Chairman and Executive Director

Hong Kong, 31 March 2025

MANAGEMENT DISCUSSION AND ANALYSIS

BUSINESS REVIEW

Asia Pioneer Entertainment Holdings Limited (the “**Company**”, together with its subsidiaries, the “**Group**”) has two principal lines of business. Firstly, it is a supplier of electronic gaming equipment (“**EGE**”) to casinos in the Macau Special Administrative Region (“**Macau SAR**” or “**Macau**”) and Asia (the “**EGE Business**”). Secondly, it is an operator of smart vending machines in Macau and Greater Bay Area (“**GBA**”) of the People’s Republic of China (“**PRC**” or “**China**”) selling various Macau sourced products to consumers and travellers (the “**Smart VM Business**”).

EGE BUSINESS:

The Group has been engaged in the EGE Business in Macau SAR since 2005 where it is a licensed supplier of EGE to all six of Macau’s casino concessionaires. The Group also supplies EGE to land-based casinos in the Asia region. The main EGEs or products supplied by the Group include electronic table games (“**ETGs**”) such as electronic baccarat table games and electronic gaming machines (“**EGMs**”) such as electronic slot machines. The Group represents many brands of EGE and provides many services on the EGEs. Overall, the Group’s EGE Business can be divided into: (1) the technical sales and distribution of EGE to casinos; (2) the provision of repair services to casino operators; and (3) the provision of consultancy and technical services.

The Group’s EGE Business is conducted through its wholly-owned subsidiary in Macau, Asia Pioneer Entertainment Limited. Management believes that any significant rebound in mass gaming will likely be in Macau SAR, and we need a concentrated focus on our core Macau casino customers. As a result, most of the revenues in its EGE Business for the Year were geographically from Macau SAR.

Full Year Results For EGE Business

The Group’s total EGE Business revenue during the Year was approximately Hong Kong dollars (“**HK\$**”) 48.5 million, representing an increase of approximately 77.3% over that of approximately HK\$27.4 million for the year ended 31 December 2023 (“**FY2023**”).

On a divisional basis, the Group made revenue from the technical sales and distribution of EGE of approximately HK\$39.0 million for the Year, an increase of approximately 178.0% from approximately HK\$14.0 million for FY2023. From consultancy and technical services, the Group made revenue of approximately HK\$8.8 million for the Year, a decrease of approximately 25.6% from approximately HK\$11.8 million for FY2023. From the repair services, the Group made revenue of approximately HK\$0.8 million for the Year, a decrease of approximately 50.9% from approximately HK\$1.6 million for FY2023.

From a gross profit standpoint, the overall gross profit and gross profit margin of the Group for the EGE Business for the Year were approximately HK\$22.9 million and approximately 47.3%, respectively, whereas the overall gross profit and gross profit margin for FY2023 were approximately HK\$10.6 million and approximately 38.6%, respectively.

On a divisional basis, technical sales and distribution of EGE made a gross profit of approximately HK\$16.7 million, representing a gross profit margin of approximately 42.9% and the corresponding gross profit and gross profit margin of that division was approximately HK\$3.2 million and approximately 22.5%, respectively for FY2023.

MANAGEMENT DISCUSSION AND ANALYSIS

The consultancy and technical services division of EGE generated a gross profit of approximately HK\$6.2 million for the Year, representing a gross profit margin of approximately 70.8%, whereas the corresponding gross profit for that division was approximately HK\$7.4 million and gross profit margin was approximately 62.5% for FY2023.

The repair services of EGE had a gross profit of approximately HK\$26,755 for the Year, representing a gross profit margin of approximately 3.5%, whereas the corresponding gross profit and gross profit margin for that division was approximately HK\$38,810 and approximately 2.5%, respectively for FY2023.

INDUSTRY REVIEW FOR EGE BUSINESS:

Macau's casino gross gaming revenue (GGR) up 23.9 percent year-on-year in full-year 2024¹. Full-year GGR was Macau Pataca ("MOP") 226.8 billion (nearly United States dollars ("US\$") 28.3 billion), compared to approximately MOP 183.1 billion in 2023.

Macau recorded a total of 34.93 million visitor arrivals for full-year of 2024, 88.6 percent of 2019's pre-pandemic tally, according to a statement from the Information from the Statistics and Census Service (DSEC)².

The Philippine casino regulator, the Philippine Amusement and Gaming Corp (Pagcor), reported total income of Philippine Pesos ("PHP") 112 billion (US\$1.93 billion) for full-year 2024. That was up 41 percent from the year of 2023³.

SMART VM BUSINESS:

The Group is an operator of smart vending machines (the "VMs") selling various Macau-sourced products to visitors to Macau SAR as well as domestic consumers in Macau SAR. We operate and market our smart VMs under our own registered brands and logos in both Macau SAR and China. In Macau SAR, our drinks and snacks VMs are marketed under the KatKatMall logo, and our coffee VMs are marketed under the Kaffee logo. We also operate and market customised VMs with well-known product partners, for example, we operate a Choi Heung Yuen ("CHY") VM specifically for CHY products in Macau SAR.

Our VMs are sourced and customised from well-known machine manufacturers in China. We work closely with the machine manufacturers and participating banks to incorporate all kinds convenient e-payment systems in our VMs such as WeChat Pay, Alipay and Mpay. We have also implemented back-end data tracking systems in all of our VMs. The types of VMs vary depending on the types of products we sell. For FY2024, we have sourced and customised 3 categories of VMs: drinks and snacks, coffee and consumer goods.

The products we sell through our Smart VMs are mainly Macau-sourced products, and they are in several categories: First are drinks and snack products such as known branded soft drinks and packaged snacks from Macau SAR, Japan and South Korea. Second are our coffee VM products, which sell freshly grounded coffee from Cafe Macau and coffee beans imported from Portugal. Third are convenient consumer products such as travel necessities and daily consumables. Finally as indicated previously, we also operate VMs that sell exclusively the products of our known branded product partners. For example, we have CHY VMs that sells CHY products such as CHY cookies and cakes.

1. <https://asgam.com/2025/01/01/macau-gross-gaming-revenues-come-in-at-mop226-8-billion-in-2024-up-24-year-on-year-zh/>
2. <https://macaonews.org/news/business/macau-tourism-visitor-statistics-2024-macao/>
3. <https://www.pagcor.ph/press-releases/pagcor-revenues-hit-new-record-high-of-php112-billion-in-2024.php>

MANAGEMENT DISCUSSION AND ANALYSIS

Our VMs are located in various sites throughout Macau SAR depending on the type of traffic and expected consumer demand for the VM products. Locations include: border crossing sites such as ferry terminals; hotels and malls; government buildings, civic buildings, office and residential venues. We typically pay a specified rent for a period for each VM installed.

The Group's Smart VM Business is conducted through the Group's wholly-owned subsidiary, APE Smart Commerce Limited and its subsidiary, Xianfeng Zhitesco E-Commerce (Zhuhai Hengqin) Co. Ltd. in Zhuhai, the GBA to undertake such opportunities. For the Year, the Group has installed a total of 59 VMs of various types in Macau SAR. For the Year, the Smart VM Business generated a revenue of approximately HK2.2 million, and a gross profit of approximately HK\$0.5 million. Total capital expenditures on VMs totalled approximately HK\$2.7 million.

FINANCIAL RESULTS

| Key Financial Data | 2024 | 2023 | 2022 | 2021 | 2020 |
|--|------------|-------------|--------------|--------------|--------------|
| | HK\$ | HK\$ | HK\$ | HK\$ | HK\$ |
| Results of operation | | | | | |
| Revenue | 50,752,031 | 29,693,263 | 10,509,128 | 7,633,467 | 40,473,031 |
| Gross profit/(loss) | 23,452,684 | 10,888,483 | (139,276) | 850,536 | 12,527,074 |
| Profit/(loss) before income tax | 2,540,600 | (2,416,460) | (15,673,397) | (23,076,762) | (32,032,449) |
| Profit/(loss) and total comprehensive expense for the year | 3,758,869 | (1,933,329) | (14,741,361) | (23,076,762) | (32,032,449) |
| Financial position | | | | | |
| Total assets | 31,973,068 | 36,032,638 | 25,680,963 | 42,769,866 | 66,734,300 |
| Total liabilities | 11,878,734 | 19,697,173 | 7,412,169 | 9,759,711 | 10,647,383 |
| Total equity | 20,094,334 | 16,335,465 | 18,268,794 | 33,010,155 | 56,086,917 |

Revenue

For FY2024, the Group's revenue increased by approximately 70.9% to approximately HK\$50.8 million from approximately HK\$29.7 million for FY2023. Gross profit increased to approximately HK\$23.5 million for FY2024 from approximately HK\$10.9 million for FY2023.

Group's Overall Performance

The sharp rise in gross profit performance was principally due to the increase in gross profit from the EGE Business of divisions including technical sales and distribution of Electronic Gaming Equipment during the Year.

Operating Expenses

The Group's operating expenses increased by approximately 40.4% to approximately HK\$20.3 million for FY2024 from approximately HK\$14.5 million for FY2023. This increase was mainly attributable to increase in staff costs and the business travel expenses.

Net Profit

Net profit after tax was approximately HK\$3.8 million for FY2024 as compared to a net loss after tax of approximately HK\$1.9 million for FY2023 mainly due to a sharp increase in Group's gross profit.

MANAGEMENT DISCUSSION AND ANALYSIS

LIQUIDITY, FINANCIAL RESOURCES, GEARING RATIO AND CAPITAL STRUCTURE

During FY2024, the Group financed its operations by its internal resources. As at 31 December 2024, the Group had net current assets of approximately HK\$16.2 million versus those of approximately HK\$12.7 million as at 31 December 2023.

As at 31 December 2024, the gearing ratio (which is calculated by dividing total debts by total equity) was not applicable to the Group as the Group has no debt as at 31 December 2024. The shares of the Company (the “**Shares**”) in issue were initially listed on GEM of The Stock Exchange of Hong Kong Limited (the “**Stock Exchange**” and “**GEM**”, respectively) on 15 November 2017 (the “**Listing Date**”) by way of a placing and a public offer totalling 250,000,000 new Shares at a price of HK\$0.28 each. There has been no change in the capital structure of the Company since the Listing Date.

The capital structure refers to the maturity profile of debt and obligation, type of capital instruments used, currency and interest rate structure.

FUTURE PLANS FOR MATERIAL INVESTMENTS OR CAPITAL ASSETS

Saved as disclosed in this report, the Group did not have any other plans for material investment or capital assets as at the date of this report.

SIGNIFICANT INVESTMENTS OR MATERIAL ACQUISITIONS AND DISPOSALS

The Group did not make any significant investment or material acquisition and disposal of subsidiaries, associates or joint ventures during FY2024.

MAJOR EVENTS AFTER THE END OF THE YEAR

There was no major event subsequent to 31 December 2024 and up to the date of this annual report.

CONTINGENT LIABILITIES

As at 31 December 2023 and 2024, the Group did not have any material contingent liabilities.

EMPLOYEES AND REMUNERATION POLICY

As at 31 December 2024, the Group had a total of 38 employees (31 December 2023: 38). For FY2024, the Group incurred staff costs, including directors’ remuneration of approximately HK\$13.8 million (2023: approximately HK\$9.6 million). The Company does not have any pension scheme for the Directors. This increase was attributable to employee promotion and remuneration increment of the staff including the Directors.

The Company has adopted a share option scheme on 25 October 2017 (the “**Share Option Scheme**”) for the purpose of recognising and acknowledging the contribution of employees. The Company did not grant any share options under the Share Option Scheme in FY2024.

CAPITAL COMMITMENTS

As at 31 December 2024, the Group did not have any capital commitment in respect of the acquisition of property and equipment (31 December 2023: approximately HK\$0.05 million).

CHARGES ON GROUP ASSETS

As at 31 December 2024 and 2023, the Group had no charges on its assets.

MANAGEMENT DISCUSSION AND ANALYSIS

TREASURY POLICIES

The Directors will continue to follow a prudent policy in managing the Group's cash balances and maintain a strong and healthy liquidity to ensure that the Group is well-placed to take advantage of future growth opportunities. As at 31 December 2024, all cash on hand were deposited with licensed financial institutions in Hong Kong Special Administrative Region, Macau SAR and the PRC.

CUSTOMER AND SUPPLIER RELATIONSHIP

The Group's major customers are mostly Macau SAR casino operators listed on the Stock Exchange as well as customers with an established business relationship with the Group. The Group is committed to building long term and stable business relationships with existing customers through our sales and marketing department and technical service team.

The Group maintains good relationships with its suppliers. The Group has long term relationships with a selected number of suppliers who distribute on an exclusive territorial or a non-exclusive basis.

FOREIGN CURRENCY EXPOSURE

The Group invoices its customers mainly in US\$, EURO, HK\$ and MOP. The main exposure to foreign currency fluctuations comes from a major European supplier with invoices denominated in EURO. For FY2024, the Group's net foreign exchange losses was HK\$102,425, a decrease from HK\$71,149 net foreign exchange gains for FY2023. This was attributable to the fluctuation of exchange rate of US\$ against EURO, which affected our payables in EURO liabilities.

DIVIDENDS

The Board has resolved not to recommend any dividend for the Year (2023: Nil).

BIOGRAPHICAL DETAILS OF THE DIRECTORS AND SENIOR MANAGEMENT

GENERAL

The following table sets forth the information regarding the directors of the Company (the “**Directors**”) and the members of the senior management of the Group (the “**Senior Management**”):

Executive Directors

| Name | Age | Position | Role and responsibility | Date of appointment | Date of joining the Group | Relationship with other Director(s) and senior management |
|---|-----|---|--|--|---------------------------|---|
| Mr. Huie, Allen Tat Yan (“ Mr. Huie ”) | 66 | chairman and executive Director | strategic planning and management supervision of the Group | appointed as Director on 22 February 2017; redesignated as executive Director on 15 March 2017 | 14 November 2005 | N/A |
| Mr. Ng Man Ho Herman (“ Mr. Ng ”) | 53 | chief executive officer (“ CEO ”) and executive Director | overall business and sales and marketing | appointed as Director on 22 February 2017; redesignated as executive Director on 15 March 2017 | 14 November 2005 | N/A |
| Mr. Chan Chi Lun (“ Mr. Chan ”) | 55 | chief financial officer (“ CFO ”), executive Director and compliance officer | finance, corporate affairs and investor relations | appointed as CFO in April 2018, appointed as executive Director and compliance officer on 1 February and 19 September 2019, respectively | 2013 | N/A |
| Ms. Maria Fatima Francisco Freire Garcia (“ Ms. Garcia ”) | 54 | sales director for Macau SAR and Southeast Asia and executive Director | management and supervision of the sales team | appointed as executive Director on 30 September 2024 | 6 February 2020 | N/A |

BIOGRAPHICAL DETAILS OF THE DIRECTORS AND SENIOR MANAGEMENT

Independent non-executive Directors

| Name | Age | Position | Role and responsibility | Date of appointment | Date of joining our Group |
|-------------------------------------|-----|------------------------------------|--|---------------------|---------------------------|
| Mr. Choi Kwok Wai ("Mr. Choi") | 64 | independent non-executive Director | supervising and providing independent judgment to the board of Directors (the "Board") | 25 October 2017 | 25 October 2017 |
| Mr. Ma Chi Seng ("Mr. Ma") | 46 | independent non-executive Director | supervising and providing independent judgment to the Board | 25 October 2017 | 25 October 2017 |
| Mr. Ho Kevin King Lun ("Mr. Ho") | 49 | independent non-executive Director | supervising and providing independent judgment to the Board | 25 October 2017 | 25 October 2017 |

Senior Management

| Name | Age | Position | Role and responsibility | Date of joining our Group | Relationship with other Director(s) and senior management |
|-----------------|-----|---|--|---------------------------|---|
| Ms. Lou Sut Mui | 61 | financial controller | management and supervision of the accounting team | 18 December 2007 | N/A |
| Mr. Pan Wen Bin | 38 | director of consultancy & technical service | management and supervision of the consultancy & technical service team | 20 October 2014 | N/A |

BIOGRAPHICAL DETAILS OF THE DIRECTORS AND SENIOR MANAGEMENT

DIRECTORS

The Board currently consists of seven Directors, comprising four executive Directors and three independent non-executive Directors (the “INEDs” and each an “INED”). Saved as disclosed below, there are no other matters concerning each of the Directors’ appointment that need to be brought to the attention of the Company’s Shareholders and The Stock Exchange of Hong Kong Limited (the “Stock Exchange”) and there are no other matters which shall be disclosed pursuant to Rule 17.50(2) of the Rules Governing the Listing of Securities on GEM of the Stock Exchange.

Executive Directors

Mr. Huie, Allen Tat Yan (“Mr. Huie”), aged 66, is the chairman and an executive Director of the Company. Mr. Huie is also the chairman of the Board’s nomination committee (the “Nomination Committee”) and risk management committee (the “Risk Management Committee”) and a member of the Board’s remuneration committee (the “Remuneration Committee”). Mr. Huie is responsible for the strategic planning and management supervision of the Group. He has served as a director and the chairman of the board of directors of the Company’s subsidiary, Asia Pioneer Entertainment, Ltd. (“APE BVI”) since 25 June 2015. He has also been appointed as a director and the chairman of the board of directors of the main operating subsidiary of the Company, Asia Pioneer Entertainment Limited (“APE Macau”), since 18 November 2015 and 20 June 2016, respectively.

Mr. Huie is one of the founders of the Group, the history of which can be traced back to late 2005. Mr. Huie has over 19 years of experience in the gaming industry. Mr. Huie also has over 40 years of experience in investments and investment banking. Mr. Huie serves directorships in a number of companies, including companies under ShawKwei & Partners, a private equity firm in the Cayman Islands, of which Mr. Huie is an advisory partner. Mr. Huie was formerly a managing director of Salomon Brothers Inc..

Mr. Huie received both a bachelor of science degree in economics from the Wharton School in the United States of America (“USA”) and a bachelor of arts degree in economics from the School of Arts and Sciences of University of Pennsylvania in USA in 1980. He later obtained a Juris Doctor degree from the University of Pennsylvania Law School, USA in 1983.

Mr. Ng Man Ho Herman (“Mr. Ng”), aged 53, is the CEO and an executive Director of the Company. Mr. Ng is also a member of the Risk Management Committee. Mr. Ng is responsible for the overall business as well as sales and marketing of the Group. Mr. Ng is one of the founders of the Group, the history of which can be traced back to 2005. He has been appointed as a director and the managing director of the Company’s subsidiary, APE BVI since 14 November 2005 and 25 June 2015, respectively. Mr. Ng was also a sole director of the main operating subsidiary of the Company, APE Macau from 24 May 2006 to 18 November 2015 and has been appointed as the managing director and chief executive officer of APE Macau since 18 November 2015.

Mr. Ng has over 15 years of experience in the gaming industry. Prior to establishing the Group, Mr. Ng was a manager of O Mundo De Diversoes Centro where he was responsible for the operation and management of the arcade game centre from 1996 to 2004.

Mr. Ng obtained an associate in science degree in construction and energy management and an associate in science degree in business (general) from Cabrillo College in USA in 1994 and 1995, respectively.

BIOGRAPHICAL DETAILS OF THE DIRECTORS AND SENIOR MANAGEMENT

Mr. Chan Chi Lun (“**Mr. Chan**”), aged 55, is the CFO, an executive Director and the compliance officer of the Company. He was appointed as an executive Director on 1 February 2019 and is also a member the Risk Management Committee. Mr. Chan joined the Group in 2013. Since 2013, Mr. Chan has been the chief financial officer of another wholly-owned subsidiary of the Company, whose principal activity is investment holding. From 2014 to March 2018, Mr. Chan provided investor relations and corporate finance consultancy service to the Group. Mr. Chan was appointed as the CFO in April 2018.

From January 2022, Mr. Chan is the founding president of Hong Kong Web3 Association (formerly known as Hong Kong NFT Association), a not-for-profit community promoting development of web 3.0 technologies and digital assets adoption. Mr. Chan is also the former President of TiE (HK) Chapter, a global non-profit organisation for fostering entrepreneurship, and a committee member of Asia CEO Club, a network of CEOs and entrepreneurs. Mr. Chan holds a Master in International Management (distinction) from Strathclyde Business School and graduated from Strathclyde University in Scotland with a Bachelor of Science (Hons) in technology and business studies.

Ms. Maria Fatima Francisco Freire Garcia (“**Ms. Garcia**”), aged 54, is an executive Director and the sales director for Macau SAR and Southeast Asia of the Group.

Ms. Garcia obtained a diploma of event management in Macau SAR in 2004, and has more than 37 years of working experience. Before joining the Group, she was in public relations and event management for more than 17 years organising major and significant events and trade shows in Macau SAR, Hong Kong and China for private, diplomatic and governmental entities.

In 2006, she started her journey with the Group, holding the position of sales and marketing director of corporate sales for 6 years. After departing, she explored various roles within the gaming sector and went on to establish her own business. With extensive experience and a proven track record in the gaming industry, she reconnected with the Group’s leadership team on 6 February 2020, taking part in driving the Group’s expansion into diverse business sectors within Macau SAR.

During her tenure, Ms. Garcia managed an international team in a new product development project. Her expertise was widely acknowledged, leading to speaking engagements at universities and governmental institutions in 2021.

As of November 2022, she assumed the role of overseeing sales and remained dedicated to advancing the Group’s interests and fostering business growth in both the Macau SAR and Southeast Asian markets.

Independent non-executive Directors

Mr. Choi Kwok Wai (“**Mr. Choi**”), aged 64, is an INED and the chairman of the audit committee of the Board (the “**Audit Committee**”). Mr. Choi is responsible for supervising and providing independent judgment to the Board. Mr. Choi has over 23 years of experience in accounting, auditing, taxation and corporate consultancy. Currently, he is the managing accountant of Choi & Lo International Company, a certified public accountant firm in Hong Kong SAR, responsible for the daily management and strategic planning of the firm. Mr. Choi has extensive experience in advising his clients on internal control, compliance and corporate governance, and providing pre-IPO consultation service.

BIOGRAPHICAL DETAILS OF THE DIRECTORS AND SENIOR MANAGEMENT

Mr. Choi obtained a degree in accounting from the University of Southern Queensland in Australia in 1993. Mr. Choi has been a member of the Hong Kong Institute of Certified Public Accountants since 1994. He has also been a certified practising accountant in Australia since 1994 and a certified tax advisor in Hong Kong SAR since 2009. Mr. Choi was appointed as the chairman of the Society of Chinese Accountants and Auditors in Hong Kong SAR in 2017 and resigned in 2018. He has served as its council member since 2009.

Mr. Ma Chi Seng (“Mr. Ma”), aged 46, is an INED and a member of each of the Audit Committee, the Remuneration Committee and the Nomination Committee. Mr. Ma is responsible for supervising and providing independent judgment to the Board. Since 2008, Mr. Ma has been appointed as a director of New Worldwide International Limited, a company incorporated in the Macau SAR, conducting wholesale business of tobacco and wine.

Mr. Ma obtained a bachelor degree in business management from the Monash University in Australia in 2003.

Mr. Ho Kevin King Lun (“Mr. Ho”), aged 49, is an INED. Mr. Ho is also the chairman of the Remuneration Committee and a member of each of the Audit Committee and the Nomination Committee. Mr. Ho is responsible for supervising and providing independent judgment to the Board. Mr. Ho is a delegate to the National People’s Congress of the PRC. Mr. Ho is a founder and has been a director of Valeo Strategic Investment Limited since 2007, which is mainly engaged in financial investment, property management and property transactions in Macau SAR. Mr. Ho has been the chairman of Anzac Group Company Limited since 2012, which is a real estate development company in Macau SAR. Mr. Ho is responsible for the overall management, and strategic planning of the aforementioned companies. Mr. Ho has also been a member of the board of directors of Tai Fung Bank Limited in Macau SAR since 2008, responsible for monitoring the bank’s compliance with applicable laws and regulations, reviewing financial reports and business operations of the bank and ensuring that the shareholders of the bank are treated fairly. Mr. Ho was appointed as the independent non-executive director of PetroChina Company Limited (stock code: 857), a company listed on the Main Board of the Stock Exchange with effect from 8 June 2023.

Mr. Ho obtained a bachelor’s degree of commerce in marketing in 1998 and master’s degree of commerce in international business from the University of New South Wales in Australia in 2000. He later obtained a doctoral degree in business administration from Macau University of Science and Technology in 2015.

SENIOR MANAGEMENT

The Senior Management team, in addition to the executive Directors listed above, is listed as follows:

Ms. Lou Sut Mui (“Ms. Lou”), aged 61, is the financial controller and joined the Group on 18 December 2007. Ms. Lou has 23 years of experience in accounting and financial management. She is responsible for leading the team in overseeing financial planning and management, cash flow management, tax planning, auditing and budgeting, maintaining good relationship with auditors and banks, and also providing management with reports and financial advice and analysis that support them towards making sound decisions for the business.

Ms. Lou obtained a degree in business and administration majoring in accountancy from National Huaqiao University and obtained a Master degree of applied psychology in educational psychology programme from South China Normal University in PRC in 2004 and 2009, respectively.

BIOGRAPHICAL DETAILS OF THE DIRECTORS AND SENIOR MANAGEMENT

Mr. Pan Wen Bin (“Mr. Pan”), aged 38, is the director of consultancy & technical service.

Mr. Pan is responsible for the management and supervision of the consultancy and technical team of our Group, provision of consultancy services and technical support service, including consultancy to gaming regulatory compliance, product development consultancy services, EGE/System installation, technical maintenance and gaming equipment troubleshooting.

With over 11 years gaming industry experience, Mr. Pan started his career as a sales & marketing assistant providing instant and multi-task support to cater all forms of requests from the clients. Starting from 2017, he serves as the product development officer supervising compliance and product development for the group. In 2023, Mr. Pan took the role as the director of consultancy and technical service department.

Mr. Pan obtained a bachelor’s degree in business administration from Jiangxi Normal University in 2009.

CORPORATE GOVERNANCE REPORT

Asia Pioneer Entertainment Holdings Limited (the “**Company**”, together its subsidiaries the “**Group**”) is committed to fulfilling its responsibilities to its shareholders (the “**Shareholders**”) and protecting and enhancing Shareholders’ value through good corporate governance.

The directors of the Company (the “**Directors**”) recognise the importance of incorporating elements of good corporate governance in the management structures, internal control and risk management procedures of the Group so as to achieve effective accountability.

CORPORATE GOVERNANCE PRACTICES

The Company has adopted and has complied with all the mandatory disclosure requirements and applicable code provisions as set out in the section headed “Part 2 — Principles of good corporate governance, code provisions and recommended best practices” of the Corporate Governance Code (the “**CG Code**”) as contained in Appendix C1 to the Rules Governing the Listing of Securities on GEM of The Stock Exchange of Hong Kong Limited (the “**Stock Exchange**”) and the “**GEM Listing Rules**”, respectively) during the year ended 31 December 2024 (the “**Year**” or “**FY2024**”) and period thereafter up to the date of this annual report (collectively, the “**Period**”).

SECURITIES TRANSACTIONS BY DIRECTORS

The Company has adopted the required standard of dealings in the securities as contained in Rules 5.48 to 5.67 of the GEM Listing Rules (the “**Required Standard of Dealings**”) as the code of conduct for dealing in the securities of the Company by the Directors. In response to a specific enquiry made by the Company on each of the Directors, all Directors have confirmed that they had complied with the Required Standard of Dealings during the Period.

BOARD OF DIRECTORS

Responsibilities

The board of Directors (the “**Board**”) is primarily responsible for overseeing and supervising the management of the business affairs and the overall performance of the Group. The Board sets the Group’s values and standards and ensures that the requisite financial and human resources support is in place for the Group to achieve its objectives. The functions performed by the Board include but are not limited to formulating the Group’s business and investment plans and strategies, deciding all significant financial (including major capital expenditure) and operational issues, developing, monitoring and reviewing the Group’s corporate governance practices and all other functions reserved to the Board under the Company’s second amended and restated articles of association (the “**Articles of Association**”). The Board has established Board committees and has delegated to these Board committees various responsibilities as set out in their respective terms of reference. The Board may from time to time delegate certain functions to management of the Group (the “**Management**”) if and when considered appropriate. The Management is mainly responsible for the execution of the business plans, strategies and policies adopted by the Board and other duties assigned to it from time to time.

A healthy corporate culture across the Group is vital for the Company to achieve its vision and mission towards sustainable growth. The Board is responsible for leading, shaping, developing and fostering a corporate culture to guide the behavior of its employees and ensuring that the Company’s vision, values and business strategies are aligned to it.

Purpose

- To commit experience and knowledge of ELECTRONIC GAMING EQUIPMENT and SMART VENDING MACHINE, we provide enterprises and customers with “diversified and innovative” entertainment and life experiences.

CORPORATE GOVERNANCE REPORT

- To strive to use its unique expertise, capabilities and experience to provide quality ELECTRONIC GAMING EQUIPMENT and SMART VENDING MACHINE services/products/solution to its customers/clients and become one of the leading ELECTRONIC GAMING EQUIPMENT and SMART VENDING MACHINE solution/services/products providers in the Macau Special Administrative Region and Southeast Asia.
- To strive to offer more advanced and reliable products, and better services through continuous technical innovation to meet the needs of society and to bring people a better life.

Values

Our values underpin the Company's success and guide our actions in achieving continuous and sustainable growth. These values also reflect our culture which defines the qualities and behaviours of our people who help us make our purpose a reality.

- Continuous growth/Sustainable development
- Care for Customers/Clients
- Innovation
- Developing Our People
- Health and Safety
- Mutual Respect and Integrity
- Diversity and Equality

Strategies

The Company aims to achieve its purpose and values through the following strategies:

- To build partnerships and collaboration to create value.
- To make sure Management's decisions and actions do not clash with our stated values.
- To manage and balance the risks and opportunities of our business responsibly.
- To upgrade the Company's facilities/use advanced technology/consider transformation projects in order to enhance the Company's competitiveness/improve productivity/achieve organic growth/comply with the ongoing changes of rules and regulations.
- To build trust with employees by being transparent. Management to keep team members informed and provide them with regular updates on the Company's strategy and development through hosting town halls/regular meetings, publishing newsletters, etc.

The Directors have full access to information of the Group and are entitled to seek independent professional advice in appropriate circumstances at the Company's expense.

CORPORATE GOVERNANCE REPORT

Composition

The Company is committed to holding the view that the Board should include a balanced composition of executive Directors (the “**EDs**” and each an “**ED**”) and non-executive Directors (including independent non-executive Directors (the “**INEDs**” and each an “**INED**”) so that there is a strong independent element on the Board, which can effectively exercise independent judgment.

As at the date of this annual report, the Board comprises the following seven Directors, of which the INEDs in aggregate represent 43% of the Board members:

EDs

Mr. Huie, Allen Tat Yan (“**Mr. Huie**”) (the “**Chairman**”)

Mr. Ng Man Ho Herman (“**Mr. Ng**”) (Chief Executive Officer (the “**CEO**”))

Mr. Chan Chi Lun (“**Mr. Chan**”) (Chief Financial Officer (the “**CFO**”) and the compliance officer)

Ms. Maria Fatima Francisco Freire Garcia (“**Ms. Garcia**”) (Sales Director for Macau SAR and Southeast Asia) (*Appointed on 30 September 2024*)

INEDs

Mr. Choi Kwok Wai (“**Mr. Choi**”)

Mr. Ma Chi Seng (“**Mr. Ma**”)

Mr. Ho Kevin King Lun (“**Mr. Ho**”)

The biographical details of each of the Directors are set out in the section headed “Biographical Details of the Directors and Senior Management” of this annual report.

There was no financial, business, family or other material relationship among the Directors during the Period.

The INEDs have brought in a wide range of business and financial expertise, experience and independent judgment to the Board. Through active participation in the Board meetings and serving on various Board committees, all INEDs will continue to make various contributions to the Company.

Throughout the Year, the Company had three INEDs, meeting the requirements of the GEM Listing Rules that the number of INEDs must represent at least one-third of the Board members, and that at least one of the INEDs has appropriate professional qualifications or accounting or related financial management expertise.

Independent Views of the Board

In compliance with code provision B.1.4 of the CG Code, the Company has established mechanisms to ensure that a strong independent element on, and independent views and input are available to the Board (the “**Mechanisms**”).

The Mechanisms cover composition of the Board and Board committees; independence assessment; compensation; availability of information and access to senior management, Board decision making; access to independent professional advice; and review of the policy implementation.

CORPORATE GOVERNANCE REPORT

The Board is committed to assessing the independence of the INEDs annually and ensuring that independent views and input are made available to the Board, and conducting annual review of the implementation and effectiveness of such Mechanisms. And Board independence is critical to good corporate governance and to have the Mechanisms in place will ensure a strong independent element on the Board of the Company. INEDs enhance the effectiveness and decision-making of the Board by providing objective judgment and constructive challenge to Management.

The Company has received an annual confirmation of independence in writing from each of the INEDs pursuant to Rule 5.09 of the GEM Listing Rules. Based on such confirmation and not aware of any unfavourably reported incidents, the Company considers that all the INEDs are independent and have met the independence guidelines as set out in Rule 5.09 of the GEM Listing Rules during the Year.

At the meeting held on 31 March 2025, the Board has reviewed the implementation and effectiveness of the Mechanisms during the Year and considered that the existing Mechanisms is sufficient and effective.

During the Year, all the INEDs do not hold any cross-directorships or have any significant links with other Directors through involvement in other companies or bodies that could give rise to conflicts of interest in their roles as INEDs and they are not involved in the daily management of the Company nor in any relationships or circumstances which would affect the exercise of their independent judgment. They continue to demonstrate their ability to provide an independent, balanced and objective view to the affairs of the Company.

Composition of the Board and Board Committees

- The Board endeavors to ensure the appointment of at least three INEDs and at least one-third of its members being INEDs (or such higher threshold as may be required by the GEM Listing Rules from time to time).
- Apart from complying with the requirements prescribed by the GEM Listing Rules as to the composition of certain Board committees, INEDs will be appointed to other Board committees as far as practicable to ensure independent views are available.
- The Board seeks to strike an appropriate balance between continuity of experience and refreshment regarding tenure of the Board.

Independence Assessment

- The Nomination Committee must strictly adhere to the Nomination Policy and the independence assessment criteria as set out in the GEM Listing Rules (the “**Independence Criteria**”) with regard to the nomination and appointment of INEDs.
- Every INED is required to confirm in writing to the Company his/her independence upon his/her appointment as Director and on an annual basis with reference to the Independence Criteria. Where an INED fails to meet any of the Independence Criteria, the Company will disclose the reasons why such Director is still considered to be independent in the annual reports.
- Each INED is also required to inform the Company as soon as practicable if there is any change in his/her own personal particulars that may materially affect his/her independence.

CORPORATE GOVERNANCE REPORT

- The Nomination Committee is mandated to assess annually the independence of all INEDs to ensure each of the INEDs satisfies the Independence Criteria and is free from any relationships and circumstances which are likely to affect, or could appear to affect, their independent judgement. Every Nomination Committee member abstains from assessing his/her own independence.
- Where the Board proposes a resolution to elect an individual as an INED at the general meeting, it will set out in the circular to Shareholders and/or explanatory statement accompanying the notice of the relevant general meeting why it believes he/she should be elected and the reasons why it considers him/her to be independent.
- All INEDs are expressly identified as such in the Company's corporate communications that disclose the Directors' names.

During the Year, the Chairman, being an ED, has held a meeting with the INEDs without the presence of other EDs.

Proper insurance coverage has been arranged by the Company to cover the Directors against any liability incurred by them in their discharge of their duties.

Directors' Induction and Continuing Professional Development

Each of the Directors has received a formal, comprehensive and tailored induction on the first occasion of his appointment to ensure that he/she has a proper understanding of the Company's operations and business and is fully aware of the Director's responsibilities under statute and common law, the GEM Listing Rules, other legal and regulatory requirements and the Company's business and governance policies.

Ms. Garcia was appointed as an ED on 30 September 2024. She obtained legal advice on 24 September 2024 as required under Rule 5.02D of the GEM Listing Rules from the legal advisor of the Company and confirmed she understood her obligations as a director of a listed company.

The Company will from time to time provide briefings to all Directors to develop and refresh their duties and responsibilities. All Directors are also encouraged to attend relevant training courses at the Company's expense and they have been requested to provide the Company with their training records. According to the training records maintained by the Company, the continuing professional development programmes received by each of the Directors during the Year is summarised as follows:

| Name of Directors | Type of trainings |
|-------------------|-------------------|
| Mr. Huie | A and B |
| Mr. Ng | A and B |
| Mr. Chan | A and B |
| Ms. Garcia | A and B |
| Mr. Choi | A and B |
| Mr. Ma | A and B |
| Mr. Ho | A and B |

A: attending seminars/conferences/forums

B: reading newspapers, journals and updates relating to the economy, general business, corporate governance and Directors' duties and responsibilities

CORPORATE GOVERNANCE REPORT

Meetings of the Board and Directors' Attendance Records

The Board is scheduled to meet four times a year at approximately quarterly intervals with notice given to the Directors at least 14 days in advance. For all other Board meetings, notice will be given in a reasonable time in advance. The Directors are allowed to include any matter in the agenda that is required for discussion and resolution at the meeting. To enable the Directors to be properly briefed on issues arising at each of the Board meetings and to make informed decisions, an agenda and the accompanying Board papers will be sent to all Directors at least three days before the intended date of the Board meeting, or such other period as agreed. The company secretary of the Company (the "**Company Secretary**") is responsible for keeping all Board meetings' minutes. Draft and final versions of the minutes will be circulated to the Directors for comments and record respectively within a reasonable time after each meeting and the final version is open for the Directors' inspection.

During the Year, the Board held four meetings and, amongst other matters, considered and approved (i) the changes of company secretary and authorised representative; (ii) the audited consolidated financial statements of Group for the year ended 31 December 2023 ("**FY2023**"); (iii) the unaudited consolidated financial results of the Group for the three months ended 31 March 2024; and (iv) the unaudited consolidated financial statements of the Group for the six months ended 30 June 2024.

The attendance record of each current Directors at the above Board meetings is as follows:

| Name | Position | Total number of meetings attended/ number of meetings required to be attended during the Year |
|------------|--|--|
| Mr. Huie | Co-founder, Chairman and ED | 4/4 |
| Mr. Ng | CEO and ED | 4/4 |
| Mr. Chan | CFO and ED | 4/4 |
| Ms. Garcia | Sales Director for Macau SAR and Southeast Asia and ED | Not applicable |
| Mr. Ma | INED | 1/4 |
| Mr. Ho | INED | 4/4 |
| Mr. Choi | INED | 4/4 |

The Board held a meeting on 31 March 2025 and, amongst other matters, considered and approved the audited consolidated financial statements of the Group for the Year (the "**Consolidated Financial Statements**"). All the Directors attended the Board meetings.

During the Year, the Company held the annual general meeting (the "**AGM**") of the Shareholders on 10 May 2024. Except Mr. Ma, all the Directors attended such meeting.

Board Diversity Policy

The Board adopted a policy of the Board diversity and discussed all measurable objectives set for implementing the same.

CORPORATE GOVERNANCE REPORT

The Board reviews the implementation and effectiveness of the Company's policy on board diversity on an annual basis.

The Company recognises and embraces the benefits of a diversity of Board members. It endeavours to ensure that the Board has a balance of skills, experience and diversity of perspectives appropriate to the requirements of the Company's business. All Board appointments will continue to be made on a merit basis with due regard for the benefits of diversity of the Board members. Selection of candidates will be based on a range of diversity perspectives, including but not limited to gender, age, cultural and educational background, ethnicity, professional experience, skills and knowledge.

As at the date of this annual report, the Board has achieved gender diversity on the Board level, the Board has appointed one female Board member on 30 September 2024.

At the meeting held on 31 March 2025, the Nomination Committee has reviewed the Board Diversity Policy and was satisfied with its implementation and effectiveness during the Year.

Workforce Diversity

As at 31 December 2024, the ratio of male and female in the workforce by gender and age of the Group (including senior management) is 58% and 42% respectively. For further details of gender ratio together with the relevant data, please refer to the disclosure as set out in the Environmental, Social and Governance Report of this annual report. The Board is satisfied that the Company has achieved gender diversity in its workforce and will thrive to maintain the current balance.

Dividend Policy

The Company has adopted a dividend policy (the "**Dividend Policy**") which allows the Shareholders to share the distributable profits of the Company whilst retaining adequate reserves for the Group's future growth. The declaration and amount of dividends shall be determined at the sole discretion of the Board. Pursuant to the Dividend Policy, in deciding whether to propose a dividend and in determining the dividend amount, the Board shall take into account, inter alia, the following factors:

In deciding whether to propose a dividend and in determining an appropriate basis for dividend distribution, the Board will take into account the Group's strategies, business cycle, operations, earnings, financial condition, cash requirements and availability as well as capital expenditure and future development requirements; the possible effects of the Group's credit-worthiness, the financial covenants to which the Group is subject and any restrictions on the payment of dividends that may be imposed by the Group's lenders; the interests of the Shareholders, the dividend received/receivable by the Company from its subsidiaries and the taxation consideration; the general economic and political conditions and other internal and external factors that may have an impact on the business and financial performance of the Group; any restrictions under all applicable laws (including the Companies Act of the Cayman Islands), rules, codes and regulations, the financial reporting standards that the Group has adopted as well as the Articles of Association and other factors that the Board may consider appropriate.

CORPORATE GOVERNANCE REPORT

Whistleblowing Policy

The Company has established a whistleblowing policy. The policy aims to provide a supportive process that encourages and enables employees and those who deal with the issuer to raise concerns about misconduct and will give them confidence that their concerns will be properly investigated and resolved in a timely manner with the Audit Committee.

Every reported case will be handled with confidentiality, except where the Group is required by law or regulation to disclose, and followed through in accordance with the Group's Unethical Conduct Notification Policy & Procedures. The Group will not tolerate any kind of retaliation for reports or complaints regarding misconduct made in good faith. A reporting person is assured that making the report will not personally disadvantage him/her by dismissal, demotion, suspension, harassment, discrimination or bias.

All persons making reports should be reasonably sure of the truth of their concerns before making the report. Employees or other relevant parties are strongly encouraged to provide their names and contact details in their report such that the reported case can be handled properly shall clarifications or further information be required. The Group is committed to protecting the reporting person's identity and treating all disclosures with strict confidentiality and legal protection. In some cases, however, reports may be submitted anonymously if the reporting person is uncomfortable disclosing his/her identity. Such cases will be considered as far as practicable.

Abuse of the confidential reporting process will not be tolerated. All reports must be made in good faith. The Group reserves the right to take appropriate actions against the person who makes the report to recover any loss or damage as a result of the false report for any report made maliciously or in bad faith. Employees who abuse the reporting process will face disciplinary action.

Anti-Corruption Policy

The Company also has established policy and system that promote and support anti-corruption laws and regulations. The Company is committed to conducting business in an ethical and honest manner and is committed to implementing and enforcing systems that ensure all forms of bribery, corruption, and fraud are prevented. The Company has zero tolerance for corrupt activities.

Corruption can be described as: giving or receiving anything from any person (usually money, a gift, loan, reward, favour, commission or entertainment), as an improper inducement or reward for obtaining business, employment or any other benefit. Corruption can therefore include, but are not limited to:

- gifts and excessive or inappropriate entertainment, hospitality, travel and accommodation expenses;
- payments, whether by employees or business partners such as recruiters, labour service providers or consultants; and
- other 'favours' provided to supervisors, such as making unwanted advances, payments or promises.

The Company will not make donations, whether in cash, kind, or by any other means, to support any political parties or candidates. We recognise this may be perceived as an attempt to gain an improper business advantage.

CORPORATE GOVERNANCE REPORT

The Company accepts (and indeed encourages) the act of donating to charities – whether through services, knowledge, time, or direct financial contributions (cash or otherwise) – and agrees to disclose all charitable contributions it makes. Employees must be careful to ensure that charitable contributions are not used to facilitate and conceal acts of bribery. We will ensure that all charitable donations made are legal and ethical under local laws and practices, and that donations are not offered/made without the approval of the line manager.

CHAIRMAN AND CHIEF EXECUTIVE

Code provision C.2.1 of the CG Code stipulates that the roles of chairman and chief executive should be separate and should not be performed by the same individual. During the Year, Mr. Huie acted as the Chairman and Mr. Ng acted as the CEO. The roles of the Chairman and the CEO have been separated and assumed by different individuals to ensure a balance of power and authority so that power is not concentrated in any member of the Board. The respective roles and responsibilities of the Chairman and the CEO are set out in writing.

BOARD COMMITTEES

The Board has established four Board committees, namely the Audit Committee, the Nomination Committee, the Remuneration Committee and the Risk Management Committee to oversee particular aspects of the Company's affairs. The Board committees are provided with sufficient resources to discharge their duties.

Audit Committee

The Audit Committee was established on 15 November 2017 with written terms of reference in compliance with the CG Code. The written terms of reference of the Audit Committee (the "**Terms of Reference**") are published on the respective websites of the Stock Exchange and the Company. The Terms of Reference were revised with effect from 24 March 2020. The Audit Committee comprises all the INEDs, namely Mr. Choi, Mr. Ma and Mr. Ho. Mr. Choi is the chairman of the Audit Committee.

The principal roles and functions of the Audit Committee include but are not limited to:

- making recommendations to the Board on the appointment, re-appointment and removal of the external auditor, and approving its remuneration and terms of engagement, and handling any questions regarding its resignation or dismissal;
- reviewing and monitoring the external auditor's independence and objectivity and the effectiveness of the audit process in accordance with applicable standards and discussing with the external auditor on the nature and scope of the audit and reporting obligations before the audit commences;
- developing and implementing a policy on engaging external auditor to supply non-audit services and reporting to the Board, identifying and making recommendations on any matters where action or improvement is needed;
- monitoring the integrity of the Company's financial statements and annual reports and financial statements, half-year reports and quarterly reports, and reviewing significant financial reporting judgments contained in them;
- reviewing the Company's financial controls, and risk management and internal control systems;
- discussing the risk management and internal control systems with Management to ensure that Management has performed its duty to have such effective systems;

CORPORATE GOVERNANCE REPORT

- considering major investigation findings on risk management and internal control matters as delegated by the Board or on its own initiative and Management's response to these findings;
- where an internal audit function exists, ensuring co-ordination between the internal and external auditors and ensuring that the internal audit function is adequately resourced and has appropriate standing within the Company, and reviewing and monitoring its effectiveness;
- reviewing the Group's financial and accounting policies and practices;
- reviewing the external auditor's management letter, any material queries raised by the external auditor to Management about the accounting records, financial accounts or systems of control and Management's response;
- ensuring that the Board will provide a timely response to the issues raised in the external auditor's management letter;
- reviewing the arrangements that the employees of the Group can use, in confidence, to raise concerns about possible improprieties in financial reporting, internal control or other matters; and
- considering other topics as defined by the Board.

During the Year, two Audit Committee meetings were held and, amongst other matters, reviewed and approved for presentation to the Board for consideration and approval of (i) the draft audited consolidated financial statements of the Group for FY2023; and (ii) the unaudited consolidated financial statements of the Group for the six months ended 30 June 2024.

The attendance record of the members of the Audit Committee at the above Audit Committee meetings is as follows:

| Name | Position | Total number of meetings attended/ number of meetings required to be attended during the Year |
|----------|----------|--|
| Mr. Choi | INED | 2/2 |
| Mr. Ma | INED | 1/2 |
| Mr. Ho | INED | 2/2 |

The Audit Committee held a meeting on 31 March 2025 and, amongst other matters, considered and approved for presentation to the Board for consideration and approval of (i) the audited Consolidated Financial Statements for the Year; and (ii) audit-related matters.

Mr. Choi, Mr. Ho and Mr. Ma attended the above meeting in their respective capacities as the chairman and members of the Audit Committee.

CORPORATE GOVERNANCE REPORT

Nomination Committee

The Nomination Committee was established on 15 November 2017 with written terms of reference in compliance with the CG Code. The written terms of reference of the Nomination Committee are published on the respective websites of the Stock Exchange and the Company. Such terms of reference were revised with effect from 24 March 2020. The Nomination Committee comprises two INEDs, namely Mr. Ma and Mr. Ho, and Mr. Huie, the Chairman and an ED. Mr. Huie is the chairman of the Nomination Committee.

The principal roles and functions of the Nomination Committee include but are not limited to:

- reviewing the structure, size and composition (including the skills, knowledge and experience) of the Board at least annually and making recommendations on any proposed changes to the Board to complement the Company's corporate strategy;
- identifying individuals suitably qualified to become members of the Board and selecting or making recommendations to the Board on the selection of individuals nominated for directorships;
- assessing the independence of the INEDs;
- making recommendations to the Board on the appointment or re-appointment of Directors and the succession planning for the Directors, in particular, the Chairman and the CEO; and
- reviewing and monitoring the implementation of the Board diversity policy as adopted by the Board.

During the Year, one Nomination Committee meeting was held and, amongst other matters, reviewed the structure, size and composition of the Board, assessed the independence of the INEDs and recommended to the Board for consideration the re-appointment of the retiring Directors at the AGM held on 10 May 2024. Each of the members of the Nomination Committee attended the above meeting in the capacity of the chairman or a member of the Nomination Committee.

The Nomination Committee held a meeting on 31 March 2025 and, amongst other matters, reviewed the structure, size and composition of the Board, assessed the independence of the INEDs and recommended to the Board for consideration the re-appointment of the retiring Directors at the forthcoming AGM. Mr. Huie, Mr. Ho and Mr. Ma attended such meeting in their respective capacities as the chairman and members of the Nomination Committee.

The Board selects INEDs based on their qualification and experience and hence their ability to contribute to the affairs of the Group, and of overriding importance is their possession of a mindset that is independent and constructively challenges Management's views. INEDs' familiarity with the business and the industry over the years has enabled them to contribute to the management of the risks involved as well as add to the diversity of the skills and perspectives of the Board. Continuity of the INEDs provides stability to the Board's decision-making process, compensating for any turnover in the executive management team. The Board believes that the long tenure of some of the INEDs does not compromise their independence but instead brings significant positive qualities.

During the Year, none of the INEDs have served more than nine years on the Board. The Board, however, recognises the importance of succession to balance the mix of deep understanding of the Group's business with fresh ideas and perspectives. The Board will periodically evaluate the composition of INEDs so as to sustain its source of independent views.

CORPORATE GOVERNANCE REPORT

Nomination Policy

The Board has adopted a nomination policy. Such policy sets out the criteria and procedures of considering candidates to be appointed or re-appointed as Directors. When the Board recognises the need to appoint a Director, the Nomination Committee may identify or select candidates recommended to the Nomination Committee, with or without assistance from external agencies. The Nomination Committee may then use any process that it considers appropriate in connection with its evaluation of a candidate, including but not limited to personal interviews and background checks. The Nomination Committee will have regard to the following factors when considering a candidate including but without limitation:

- skills, knowledge, experience, expertise, professional and educational qualifications, background and other personal qualities of the candidate;
- effect on the Board's composition and diversity; and
- independence of the candidate.

Remuneration Committee

The Remuneration Committee was established on 15 November 2017 with written terms of reference in compliance with the CG Code. The written terms of reference of the Remuneration Committee are published on the respective websites of the Stock Exchange and the Company. Such terms of reference were revised with effect from 29 December 2022. The Remuneration Committee comprises two INEDs, namely Mr. Ma and Mr. Ho and Mr. Huie, the Chairman and an ED. Mr. Ho is the chairman of the Remuneration Committee.

The principal roles and functions of the Remuneration Committee include but are not limited to:

- making recommendations to the Board on the Company's policy and structure for the remuneration of all Directors and senior management of the Company (the "**Senior Management**") and on the establishment of a formal and transparent procedure for developing the remuneration policy;
- reviewing and approving Management's remuneration proposals by reference to the Board's corporate goals and objectives;
- making recommendations to the Board on the remuneration packages of individual EDs and Senior Management including basic salaries, benefits in kind, pension rights and compensation payments, including any compensation payable for loss or termination of their office or appointment;
- making recommendations to the Board on the remuneration of the non-executive Directors;
- considering the salaries paid by comparable companies, Board members' time commitment and responsibilities and employment conditions elsewhere in the Group;
- reviewing and approving the compensation payable to the EDs and Senior Management for any loss or termination of office or appointment to ensure that it is consistent with the contractual terms and is otherwise fair and not excessive;

CORPORATE GOVERNANCE REPORT

- reviewing and approving the compensation arrangements relating to the dismissal or removal of the Directors for misconduct to ensure that they are consistent with the contractual terms and are otherwise reasonable and appropriate;
- ensuring that no Director or any of his associates (as defined in the GEM Listing Rules) is involved in deciding his own remuneration; and
- reviewing and/or approve matters relating to share schemes under Chapter 23 of the GEM Listing Rules.

During the Year, one Remuneration Committee meeting was held and, amongst other matters, reviewed and recommended to the Board for consideration certain remuneration-related matters of the Directors and the Senior Management. Each of the members of the Remuneration Committee attended the above meeting in the capacity of the chairman or a member of the Remuneration Committee.

The Remuneration Committee held a meeting on 31 March 2025, and reviewed and recommended to the Board for consideration certain remuneration-related matters of the Directors and the Senior Management and the share schemes.

Mr. Ho, Mr. Huie and Mr. Ma attended such meeting in their respective capacities as the chairman and members of the Remuneration Committee.

Risk Management Committee

The Risk Management Committee was established on 15 November 2017. The primary functions of the Risk Management Committee include but are not limited to reviewing the Company's risk management policies and standards and monitoring the Company's exposure to sanctions law risks. The Risk Management Committee comprises Mr. Huie, the Chairman and an ED, Mr. Ng, the CEO and an ED and Mr. Chan, the CFO, an ED and the compliance officer. Mr. Huie is the chairman of the Risk Management Committee.

During the Year, the Risk Management Committee held a meeting on 26 March 2024 and considered certain risk management matters. Mr. Huie, Mr. Ng and Mr. Chan attended such meeting.

The Risk Management Committee held a meeting on 31 March 2025, and reviewed certain risk management matters. Mr. Huie, Mr. Ng and Mr. Chan attended such meeting in their respective capacities as the chairman and members of the Risk Management Committee.

Corporate Governance Functions

The Board is responsible for performing the corporate governance functions, which include:

- developing and reviewing the Company's policies and practices on corporate governance;
- reviewing and monitoring the training and continuous professional development of the Directors and the Senior Management;
- reviewing and monitoring the Company's policies and practices on compliance with legal and regulatory requirements;

CORPORATE GOVERNANCE REPORT

- developing, reviewing and monitoring the code of conduct and compliance manual (if any) applicable to employees and the Directors; and
- reviewing the Company's compliance with the CG Code and disclosure in this report.

APPOINTMENT AND RE-ELECTION OF DIRECTORS

Each of Mr. Huie and Mr. Ng, the EDs and Mr. Choi, Mr. Ma and Mr. Ho, the INEDs has entered into a service contract or letter of appointment with the Company on 25 October 2017 for a term of three years commencing on 15 November 2017, and the contracts and letters have been renewed again on 30 October 2023 for a term of another three years commencing on 15 November 2023; Mr. Chan has entered into a service contract with the Company for a term of three years commencing on 1 February 2019 which has been renewed again on 25 January 2025 for a term of another three years commencing on 1 February 2025; Ms. Garcia has entered into a service agreement with the Company on 30 September 2024 for a term of three years commencing on 30 September 2024. All contracts of the EDs may be terminated by not less than three months notice served by either party on the other, and is subject to the termination provisions therein and provisions on retirement by rotation of Directors as set out in the Articles of Association.

Each of the INEDs has entered into a letter of appointment with the Company, which may be terminated by not less than three months' notice served by either party on the other and is subject to the termination provisions therein and provisions on retirement by rotation of Directors as set out in the Articles of Association.

Should all the INEDs have served more than nine years on the Board, the Company should:

- disclose the length of tenure of each existing INED on a named basis in the circular to Shareholders and/or explanatory statement accompanying the notice of the AGM; and
- appoint a new INED director on the Board at the forthcoming AGM.

Saved as disclosed aforesaid, none of the Directors has a service agreement or letter of appointment with the Company or any of its subsidiaries other than the contracts/letters of appointment expiring or determinable by the employer within one year without the payment of compensation (other than statutory compensation).

All the Directors, including INEDs, are subject to retirement by rotation and eligible for re-election in accordance with the Articles of Association. At each AGM, at least one-third of the Directors for the time being, or, if their number is not three or a multiple of three, then the number nearest to but not less than one-third, shall retire from office by rotation, provided that each Director (including those appointed for a specific term) shall be subject to retirement by rotation at least once every three years. A retiring Director shall be eligible for re-election. The Directors to retire by rotation shall include (so far as necessary to obtain the number required) any Director who wishes to retire and does not offer himself/herself for re-election. Any Director who has not been subject to retirement by rotation in the three years preceding the AGM shall retire by rotation at such AGM. Any further Directors so to retire shall be those who have been the longest in office since their last re-election or appointment and so that as between the persons who became or were last re-elected Directors on the same day, those to retire shall (unless they otherwise agree among themselves) be determined by lot. A Director is not required to retire upon reaching any particular age.

CORPORATE GOVERNANCE REPORT

The Company may from time to time in general meeting by ordinary resolution elect any person to be a Director either to fill a casual vacancy or as an additional Director. Any Director so appointed shall be subject to retirement by rotation.

The Board shall have power from time to time and at any time to appoint any person as a Director either to fill a casual vacancy or as an additional Director, but so that the number of Directors so appointed shall not exceed the maximum number (if any) determined from time to time by the Shareholders in a general meeting. Any Director appointed by the Board to fill a casual vacancy or as an addition to the existing Board shall hold office only until the first AGM after his/her appointment and shall then be eligible for re-election. Any such Director appointed shall not be taken into account in determining the number of Directors who are to retire by rotation at an AGM.

REMUNERATION OF DIRECTORS AND SENIOR MANAGEMENT

Particulars of the Directors' remuneration for the Year are set out in Note 11 to the Consolidated Financial Statements.

Pursuant to code provision E.1.5 of the CG Code, the remuneration of the members of the Senior Management (other than the Directors) whose particulars are contained in the section headed "Biographical Details of the Directors and Senior Management" in this annual report for the Year by band is set out below:

| Remuneration band (in HK\$) | Number of individuals |
|-----------------------------|-----------------------|
| Nil to 1,000,000 | 2 |

INDEPENDENT AUDITOR'S REMUNERATION

Grant Thornton Hong Kong Limited ("Grant Thornton") was engaged as the Group's Independent Auditor (the "Independent Auditor") for the Year.

The remuneration paid/payable to Grant Thornton in respect of the Year is set out below:

| Audit service | HK\$ |
|--|---------|
| Audit of the Group's consolidated financial statements for the year ended 31 December 2024 | 848,000 |

The remuneration paid/payable to Grant Thornton in respect of the Year is set out below:

| Non-audit service | HK\$ |
|--|--------|
| Agreed-upon procedures engagement on the Group's condensed consolidated financial statements for the six months ended 30 June 2024 | 96,000 |

CORPORATE GOVERNANCE REPORT

DIRECTORS' RESPONSIBILITY FOR THE FINANCIAL STATEMENTS

The Directors acknowledge their responsibility for the preparation of the Consolidated Financial Statements, which give a true and fair view of the Group's state of affairs, results and cash flows for the Year and are properly prepared on a going concern basis in accordance with the applicable statutory requirements as well as accounting and financial reporting standards.

The Directors were not aware of any material uncertainties relating to events or conditions that may cast significant doubt upon the Company's ability to continue as a going concern.

In addition, the statement by the Independent Auditor regarding its responsibilities on the Consolidated Financial Statements is set out on the Independent Auditor's Report on pages 77 to 82 of this annual report.

RISK MANAGEMENT AND INTERNAL CONTROL

The Company has in place policies and procedures in relation to risk management and internal control. The Board is primarily responsible for overseeing the risk management and internal control systems and for reviewing their effectiveness. The Company's internal control system and procedures are designed to meet its specific business needs and to minimise its risk exposure. The Company has adopted different internal guidelines, along with written policies and procedures to monitor and lessen the impact of risks which are relevant to its business and control its daily business operations. Management will identify the risks (including environmental, social and governance ("ESG") risks) associated with the Group's day-to-day operations for review by the Board. The Board is responsible for evaluating and determining the nature and extent of the risks (including ESG risks) that the Company is willing to take in achieving the Company's strategic objectives, and ensuring that the Company establishes and maintains appropriate and effective risk management and internal control systems. The Board oversees Management in the design, implementation and monitoring of the risk management and internal control systems. The Board acknowledges that such risk management and internal control systems are designed to manage rather than eliminate the risk of failure to achieve business objectives, and can only provide reasonable but not absolute assurance against material misstatement or loss. Since 15 November 2017, the internal audit function of the Company has been carried out under the leadership of the Board and the Risk Management Committee. The Company will consider engaging an internal control consultant to review the Group's internal control system on an annual basis.

During the Year, the Board, through the Risk Management Committee, has conducted a review of the effectiveness of the risk management and internal control systems of the Group covering all material controls, including financial, operational and compliance controls functions. The Board considers that the Group's risk management and internal control systems are adequate and effective. As part of the annual statutory audit, the Company's external auditor conducted an annual review, in accordance with their audit plan, on the adequacy and effectiveness of the Company's risk management and internal control systems, including financial, operational, compliance and information technology controls as well as those relating to the Company's ESG performance and reporting. Any material non-compliance or failures in internal controls and recommendations or improvements are reported to the Risk Management Committee. The Risk Management Committee also reviews the effectiveness of the actions taken on the recommendations made by the external auditor in this respect, if any.

CORPORATE GOVERNANCE REPORT

Based on the external auditor's reports, the actions taken by Management, the on-going review and continuing efforts in enhancing internal controls and processes, the Board, with the concurrence of the Risk Management Committee, is of the opinion that the system of internal controls and risk management that had been maintained by Management throughout the Year was adequate and effectively met the needs of the Group in its current business environment, and addressed the financial operational, compliance and information technology risks.

The Board expects that a review of the risk management and internal control systems will be performed annually.

DISCLOSURE OF INSIDE INFORMATION

The Group acknowledges its responsibilities under the Securities and Future Ordinance and the GEM Listing Rules and the overriding principle that inside information should be announced immediately when it is the subject of a decision. The procedures and internal controls for the handling and dissemination of inside information are as follows:

- the Group conducts its affairs with close regard to the disclosure requirement under the GEM Listing Rules as well as the "Guidelines on Disclosure of Inside Information" published by the Securities and Futures Commission of the Hong Kong Special Administrative Region ("**Hong Kong SAR**") in June 2012;
- the Group has implemented and disclosed its policy on fair disclosure by pursuing broad, non-exclusive distribution of information to the public through channels such as financial reporting, public announcements and the Company's website;
- the Group has strictly prohibited unauthorised use of confidential or inside information; and
- the Group has established and implemented procedures for responding to external enquiries about the Group's affairs, so that only the EDs are authorised to communicate with parties outside the Group.

COMPANY SECRETARY

The Company has appointed Ms. Leung Ho Yee ("**Ms. Leung**") as the Company Secretary with effect from 10 January 2024.

Ms. Leung was nominated by Boardroom Corporate Services (HK) Limited ("**Boardroom**") to act as the Company Secretary and Boardroom has been providing certain corporate secretarial services to the Company pursuant to an engagement letter entered into between the Company and Boardroom. The primary person at the Company with whom Ms. Leung has been contacting in respect of company secretarial matters is Mr. Chan, the CFO, an ED and the compliance officer.

Ms. Leung had undertaken no less than 15 hours' relevant continuous professional development training during the Year pursuant to Rule 5.15 of the GEM Listing Rules.

All members of the Board have access to the advice and services of the Company Secretary. The appointment and removal of the Company Secretary will be subject to the Board's approval at its meeting.

CORPORATE GOVERNANCE REPORT

SHAREHOLDERS' RIGHTS

Procedures for Putting Forward Proposals at Shareholders' Meetings

There is no provision allowing Shareholders to make proposals or move resolutions at the AGMs under the Articles of Association or the laws of the Cayman Islands. Shareholders who wish to make proposals or move a resolution may, however, convene an extraordinary general meeting (the "EGM") in accordance with the "Procedures for Shareholders to convene an EGM" set out below.

Procedures for Shareholders to Convene an EGM

Any one or more Shareholders holding at the date of deposit of the requisition not less than 10% of the paid-up capital of the Company (excluding treasury shares, if any) having the right of voting at general meetings of the Company (the "Eligible Shareholder(s)") shall at all times have the right, by written requisition to the Board or the Company Secretary for the purpose of requiring an EGM to be called by the Board for the transaction of any business specified in such requisition, including making proposals or moving a resolution at the EGM.

Eligible Shareholders who wish to convene an EGM for the purpose of making proposals or moving a resolution at the EGM must deposit a written requisition (the "Requisition") signed by the Eligible Shareholder(s) concerned (the "Requisitionist(s)") at the principal place of business of the Company in Hong Kong SAR (presently 31/F., 148 Electric Road, North Point, Hong Kong) for the attention of the Company Secretary.

The Requisition must state clearly the name(s) of the Requisitionist(s) concerned, his/her/their shareholding in the Company, the reason(s) to convene an EGM and the proposed agenda.

The Company will check the Requisition and the identity and shareholding of the Requisitionist(s) will be verified with the Company's branch share registrar in Hong Kong SAR. If the Requisition is found to be proper and in order, the Company Secretary will ask the Board to convene an EGM and/or include the proposal(s) made or the resolution(s) proposed by the Requisitionist(s) at the EGM within 2 months after the deposit of the Requisition. On the contrary, if the Requisition has been verified as not in order, the Requisitionist(s) will be advised of the outcome and accordingly, the Board or the Company Secretary will not call for an EGM nor include the proposal(s) made or the resolution(s) proposed by the Requisitionist(s) at the EGM.

If within 21 days of the deposit of the Requisition the Board or the Company Secretary fails to proceed to convene such meeting, the Requisitionist(s) himself/herself/themselves may do so in the same manner, and all reasonable expenses incurred by the Requisitionist(s) as a result of the failure of the Board or the Company Secretary to convene an EGM shall be reimbursed to the Requisitionist(s) by the Company.

Procedures for Shareholders to Send Enquiries to the Board

Shareholders may direct their enquiries about their shareholdings or their notification of change of correspondence address or their dividend/distribution instructions to the Company's branch share registrar in Hong Kong SAR, Boardroom Share Registrars (HK) Limited at Room 2103B, 21/F., 148 Electric Road, North Point, Hong Kong.

Shareholders may send their enquiries and concerns to the Board by post to the headquarters and principal place of business of the Company in the Macau SAR, or by email to ir@apemacau.com, for the attention of the Company Secretary.

CORPORATE GOVERNANCE REPORT

Upon receipt of the enquiries, the Company Secretary will forward the communications relating to:

1. the matters within the Board's purview to the EDs;
2. the matters within a Board committee's area of responsibility to the chairman of the appropriate committee; and
3. ordinary business matters, such as suggestions, enquiries and client complaints to the appropriate Management.

COMMUNICATION WITH THE SHAREHOLDERS

The Company has adopted a Shareholders' communication policy with the objective of ensuring that the Shareholders will have equal and timely access to information about the Company in order to enable the Shareholders to exercise their rights in an informed manner and allow them to engage actively with the Company.

Information will be communicated to the Shareholders through the Company's financial reports, AGMs and other EGMS that may be convened as well as all the published disclosures submitted to the Stock Exchange.

The Board has reviewed the Group's shareholders and communication activities conducted during the Year and is satisfied with the implementation and effectiveness of the Shareholders' communication policy.

CONSTITUTIONAL DOCUMENTS

There was no change in the constitutional documents of the Company during the Year.

DIRECTORS' REPORT

The directors of Asia Pioneer Entertainment Holdings Limited (the “**Company**” and the “**Directors**”, respectively) are pleased to present their report together with the audited consolidated financial statements of the Company and its subsidiaries (the “**Group**”) for the year ended 31 December 2024 (the “**Year**” or “**FY2024**” and the “**Consolidated Financial Statements**”, respectively).

PRINCIPAL ACTIVITIES

The principal activity of the Company is investment holding. The principal activities of its subsidiaries are twofold: First, its EGE Business which involve the distribution, repair and consultancy of electronic gaming equipment (“**EGE**”) to gaming operators in the Macau Special Administrative Region (“**Macau SAR**” or “**Macau**”) as well as other regions in Asia. Second, its smart vending machines business which involve the operations of vending machines selling various Macau sourced products in Macau and the greater bay area. Details of the Company’s principal subsidiaries are set out in note 33 to the Consolidated Financial Statements.

PRINCIPAL RISKS AND UNCERTAINTIES

Our Group’s financial condition, results of operations, businesses and prospects would be affected by a number of risks and uncertainties. All the risks relating to our Group’s businesses have been set out in the prospectus of the Company dated 31 October 2017 (the “**Prospectus**”) under the section headed “Risk Factors”.

BUSINESS REVIEW

A fair review of the business of the Group as well as the discussion and analysis of the Group’s performance during the Year, and the material factors underlying its financial performance and financial position and the Group’s future development can be found in the section headed “Chairman’s Statement” on page 3 and in the section headed “Management Discussion and Analysis” on pages 4 to 8 of this annual report. No important events affecting the Group have occurred since the end of the Year and up to the date of this annual report.

EGE Business:

| | Technical sales and distribution of EGE HK\$ | Consultancy and technical services HK\$ | Repairs services HK\$ | Total HK\$ |
|----------------------------|--|--|-----------------------------|---------------|
| Revenue | 38,970,771 | 8,768,358 | 764,884 | 48,504,013 |
| Cost of sales and services | (22,265,736) | (2,560,783) | (738,129) | (25,564,648) |
| Gross profit | 16,705,035 | 6,207,575 | 26,755 | 22,939,365 |
| Gross profit margin | 42.9% | 70.8% | 3.5% | 47.3% |

DIRECTORS' REPORT

(i) **Technical Sales and Distribution of EGE**

For the Year, technical sales and distribution include the sale and distribution of various brands of EGE which the Group represents under its multi-brand distribution business model.

For the Year, revenue generated from technical sales and distribution, which includes the sales of spare parts, amounted to approximately HK\$39.0 million, representing an increase of approximately 178.0% as compared with approximately HK\$14.0 million for the year ended 31 December 2023 ("**FY2023**"). For FY2024 and FY2023, the revenue generated from this division represented approximately 76.8% and 47.2% of the Group's total revenue, respectively.

In terms of unit sales breakdown as measured by the number of seats, for the Year, 180 seats were sold with 4 electronic gaming machines ("**EGMS**") and 176 electronic table games ("**ETGs**") seats. This number represented a 58% increase over the 114 seats in FY2023.

| | 2024 | 2023 | Change % |
|-------|------------|------------|-------------|
| ETGs | 176 | 56 | 214% |
| EGMS | 4 | 58 | -93% |
| TOTAL | 180 | 114 | 58% |

(ii) **Consultancy and technical services**

The Group provides technical and regulatory consultancy services to suppliers or manufacturers of EGE, and technical services to both manufacturers and casino operators.

For the Year, revenue generated from this division amounted to approximately HK\$8.8 million compared with approximately HK\$11.8 million for FY2023, a year-on-year decrease of approximately 25.6%.

(iii) **Repair services**

The Group has invested into creating an integrated workshop in Macau SAR to repair slot machines, which are out of warranty from other manufacturers, for casino operators.

For the Year, revenue generated from this division amounted to approximately HK\$0.8 million, representing a decrease of approximately 50.9% as compared with approximately HK\$1.6 million for FY2023.

Smart VM Business:

| | Total HK\$ |
|----------------------------|---------------|
| Revenue | 2,248,018 |
| Cost of sales and services | (1,734,699) |
| Gross profit | 513,319 |
| Gross profit margin | 22.8% |

DIRECTORS' REPORT

RESULTS AND DIVIDENDS

The results of the Group for the Year are set out in the consolidated statement of profit or loss and other comprehensive income on page 83 of this annual report.

During the Year, no dividend was made nor declared (FY2023: Nil).

The board of Directors (the “**Board**”) has resolved not to recommend any final dividend for the Year.

PRE-EMPTIVE RIGHTS

There is no provision for pre-emptive rights under the second amended and restated articles of association of the Company (the “**Articles of Association**”) or the laws of the Cayman Islands, which would oblige the Company to offer new shares of the Company (the “**Shares**”) on a pro-rata basis to existing shareholders of the Company (the “**Shareholders**”).

ENVIRONMENTAL POLICIES AND PERFORMANCE

The Group is committed to the long-term sustainability of the environment and the communities in which it operates. Acting in an environmentally responsible manner, the Group endeavours to comply with the laws and regulations regarding environmental protection and adopt effective measures to achieve efficient use of resources, energy saving and waste reduction.

The environmental, social and governance report of the Company containing the details of the environmental, social and governance performance of the Group is on pages 45 to 76 of this annual report.

COMPLIANCE WITH THE RELEVANT LAWS AND REGULATIONS

As far as the Board is aware, the Group has complied in material respects with the relevant laws and regulations that have a significant impact on the business and operation of the Group. During the Year, there was no material breach of or non-compliance with the applicable laws and regulations by the Group.

RELATIONSHIP WITH SUPPLIERS, CUSTOMERS, EMPLOYEES AND OTHER STAKEHOLDERS

The Group understands the importance of maintaining a good relationship with its suppliers, customers, employees and other stakeholders to meet its immediate and long term goals. During the Year, there was no material and significant dispute between the Group and its suppliers, customers, employees and/or other stakeholders.

DIVIDEND POLICY

The Board may declare dividends in the future after taking into account the Group’s operations and earnings, capital requirement and surplus, general financial condition, contractual restrictions, capital expenditure and future development requirements, Shareholder’s interests and other factors which they may deem relevant at such time. Any declaration and payment as well as the amount of dividends will be subject to the Company’s constitutional documents and the Companies Act, Cap. 22 (Laws 3 of 1961, as consolidated and revised) of the Cayman Islands, including the approval of the Shareholders. Future declarations of dividends may or may not be reflected from the Company’s historical declarations of dividends and will be at the absolute discretion of the Board.

DIRECTORS' REPORT

PERMITTED INDEMNITY

Pursuant to the Articles of Association and the applicable laws and regulations, every Director shall be indemnified and secured harmless of the assets and profits of the Company from and against all actions, costs, charges, losses, damages and expenses which they or any of them may incur or sustain in the execution of their duties in their offices. Such permitted indemnity provision has been in force throughout the Year. The Company has subscribed an insurance policy under which the Directors and the senior management of the Group (the “**Senior Management**”) are indemnified from and against any losses, damages, liabilities and expenses arising from including but not limited to any proceedings brought against them during the performance of their duties and responsibilities.

ANNUAL GENERAL MEETING

The 2025 annual general meeting of the Company (the “**AGM**”) will be held on Friday, 30 May 2025. A circular containing the details of the 2025 AGM and the notice of the 2025 AGM and the accompanying form of proxy will soon be dispatched to the Shareholders.

DISTRIBUTABLE RESERVES

The Company's reserves available for distribution comprise the share premium account less accumulated losses. As at 31 December 2024, the Company had reserve of HK\$2,315,953 available for distribution to the Shareholders, calculated in accordance with the Companies Act, Cap. 22 (Law 3 of 1961, as consolidated and revised) of the Cayman Islands.

Details of the movements in the reserves of the Company and the Group during the Year are set out in Note 34 to the Consolidated Financial Statements and in the consolidated statement of changes in equity, respectively.

PROPERTY AND EQUIPMENT

Details of the movements in property and equipment of the Group during the Year are set out in Note 14 to the Consolidated Financial Statements.

INTEREST CAPITALISED

No interest was capitalised by the Group during the Year (FY2023: Nil).

SHARE CAPITAL

Details of the Company's share capital and the movements therein during the Year are set out in Note 26 to the Consolidated Financial Statements.

DIRECTORS' REPORT

MAJOR CUSTOMERS AND SUPPLIERS

The information in respect of the Group's sales and purchases attributable to the major customers and suppliers during the Year is as follows:

EGE Business:

| | Percentage of the Group's total | |
|------------------------------------|---------------------------------|-----------|
| | Sales | Purchases |
| — The largest customer | 20.9% | N/A |
| — 5 largest customers in aggregate | 78.8% | N/A |
| — The largest supplier | N/A | 68.8% |
| — 5 largest suppliers in aggregate | N/A | 99.6% |

SMART VM Business:

| | Percentage of the Group's total | |
|------------------------------------|---------------------------------|-----------|
| | Sales | Purchases |
| — The largest supplier | N/A | 28.0% |
| — 5 largest suppliers in aggregate | N/A | 83.2% |

None of the Directors, their associates or any Shareholders (which, to the best knowledge of the Directors, own more than 5% of the Company's share capital) had any beneficial interest in the major customers and suppliers disclosed above at any time during the Year.

DIRECTORS

The Directors during the Year and up to the date of this annual report are as follows:

| Executive Directors | Independent Non-executive Directors (the "INEDs") |
|--|---|
| Mr. Huie, Allen Tat Yan (<i>the "Chairman"</i>) (" Mr. Huie ") | Mr. Choi Kwok Wai (" Mr. Choi ") |
| Mr. Ng Man Ho Herman (<i>Chief Executive Officer (the "CEO")</i>) (" Mr. Ng ") | Mr. Ma Chi Seng (" Mr. Ma ") |
| Mr. Chan Chi Lun (<i>Chief Financial Officer (the "CFO") and compliance officer</i>) (" Mr. Chan ") | Mr. Ho Kevin King Lun (" Mr. Ho ") |
| Ms. Maria Fatima Francisco Freire Garcia (<i>Sales Director for Macau SAR and Southeast Asia</i>) (" Ms. Garcia ") | |

DIRECTORS' AND SENIOR MANAGEMENT'S BIOGRAPHIES

The biographical details of the Directors and the Senior Management are set out on pages 9 to 14 of this annual report.

DIRECTORS' REPORT

DIRECTORS' SERVICE CONTRACTS

Each of Mr. Huie and Mr. Ng, the executive Directors and Mr. Choi, Mr. Ma and Mr. Ho, the INEDs has entered into a service contract or letter of appointment with the Company on 25 October 2017 for a term of three years commencing on 15 November 2017 (the "**Listing Date**"), and the contracts and letters have been renewed on 30 October 2023 for a term of another three years commencing on 15 November 2023; while Mr. Chan, another executive Director, has entered into a service contract with the Company for a term of three years commencing on 1 February 2019 which has been renewed on 25 January 2025 for another three years commencing on 1 February 2025. For Ms. Garcia, our Female Director has entered into a service contract with the Company for a term of three years commencing on 30 September 2024. All contracts of the executive Directors may be terminated by not less than three months' notice served by either party on the other, and is subject to the termination provisions therein and provisions on retirement by rotation of Directors as set out in the Articles of Association.

Each of the INEDs has entered into a letter of appointment with the Company, which may be terminated by not less than three months' notice served by either party on the other and is subject to the termination provisions therein and provisions on retirement by rotation of Directors as set out in the Articles of Association.

None of the Directors proposed for re-election at the forthcoming 2025 AGM has a service contract with the Company which is not determinable by the Company within one year without payment of compensation (other than statutory compensation).

INDEPENDENCE CONFIRMATION

The Company has received from each of the INEDs an annual written confirmation of his independence pursuant to Rule 5.09 of the Rules Governing the Listing of Securities on GEM (the "**GEM Listing Rules**") and considered that all of the INEDs are independent.

EMOLUMENTS OF DIRECTORS AND FIVE HIGHEST PAID INDIVIDUALS

Details of the emoluments of the Directors and the five highest paid individuals of the Group are set out in Notes 11.1 and 11.2 to the Consolidated Financial Statements.

MANAGEMENT CONTRACTS

The Company did not enter into or have any management and administration contracts (except for the Directors' employment contracts) in respect of the whole or any principal business of the Company during the Year and up to the date of this annual report.

EMOLUMENT POLICY

In order to recruit, develop and retain talented employees, we offer competitive remuneration packages to the staff, including internal promotion opportunities and performance based bonuses. The remuneration packages are subject to review on a regular basis. The emoluments of the Directors are reviewed by the remuneration committee of the Board, having regard to the Company's operating results, individual performance, duties and responsibilities within the Group and comparable market statistics.

DIRECTORS' REPORT

DIRECTORS' INTERESTS IN TRANSACTIONS, ARRANGEMENTS AND CONTRACT

No transaction, arrangement or contract of significance to which the Company, or any of its holding company or subsidiaries or its fellow subsidiaries was a party, and in which a Director or controlling Shareholders of the Company (as defined under the GEM Listing Rules) had a material interest, whether directly or indirectly, subsisted at the end of the Year or at any time during the Year.

DIRECTORS' INTERESTS IN COMPETING BUSINESS

None of the Directors or the substantial Shareholders (as defined under the GEM Listing Rules) of the Company or their respective close associates (as defined under the GEM Listing Rules) has interests in any business apart from the Group's business which competed or was likely to compete, either directly or indirectly, with the businesses of the Group during the Year and up to the date of this annual report.

CHANGE IN INFORMATION OF DIRECTORS

In accordance with Rule 17.50A(1) of the GEM Listing Rules, the change in information required to be disclosed pursuant to paragraphs (a) to (e) and (g) of Rule 17.50(2) of the GEM Listing Rules subsequent to the date of the Company's interim report for the six months ended 30 June 2024 is as follows:

- Mr. Huie ceased as a shareholder of China Clean of Renewable Energy Limited, an engineering plastics Company in the Hong Kong SAR on 4 November 2023.
- Mr. Ho was appointed a delegate to the National People's Congress of the PRC.
- Mr. Ho ceased as a member of Anhui Provincial Committee of the Chinese People's Political Consultative Conference Committee Standing Committee.

SHARE OPTION SCHEME

The share option scheme of the Company (the "**Share Option Scheme**") became effective upon the commencement of dealings of the Shares on the Stock Exchange on the Listing Date. The purpose of the Share Option Scheme is to recognise and acknowledge the contributions of the participants to the Group by granting options to them as incentives or rewards. The board of Directors (the "**Board**") considers that the Share Option Scheme, with its broadened basis of participation, will enable the Group to reward the employees, the Directors and other selected participants for their contributions to the Group.

The Board may, at its discretion and on such terms as it may think fit, grant an option to any participant, including Directors (including executive Directors, non-executive Directors and the INEDs), executive, employee, consultant, adviser and/or agent of any member of the Group and any other person who has contributed to the success of the Listing, in each case, as determined by the Board.

DIRECTORS' REPORT

The total number of Shares which may be issued upon exercise of all options to be granted under the Share Option Scheme must not exceed 100,000,000 Shares, representing 10% of the Shares in issue upon the Listing. The total number of the Shares issued and to be issued upon exercise of the options granted to each grantee (with the exception of the INEDs, the substantial Shareholders and their respective associates (the “**Relevant Parties**”)) under the Share Option Scheme (including both exercised and outstanding options) in any 12-month period shall not exceed 1% of the Shares in issue for the time being unless approval from the Shareholders in general meeting (the “**Shareholders' Approval**”) is obtained with such grantee and his/her/its associates abstaining from voting. The Relevant Parties are subject to 0.1% of the Shares or a maximum of HK\$5 million in respect of the value of the underlying Shares unless the Shareholders' Approval is obtained. The exercisable period of an option under the Share Option Scheme will be notified by the Board to each participant, which shall not exceed 10 years from the date upon which the option is deemed to be granted and accepted. The Board will determine the minimum period, which shall be no less than one year, for which an option must be held before it becomes exercisable. HK\$1.00 is payable by a grantee on acceptance of the options. Any offer of option may be accepted, in whole or in part, until 5:00 p.m. on the date specified in the offer. The subscription price for the Shares payable on the exercise of an option shall be a price determined by the Board at its absolute discretion and notified to a participant and shall be no less than the highest of (i) the closing price of the Shares as stated in the daily quotations sheet issued by the Stock Exchange on the date of grant of option(s), which must be a business day; (ii) the average of the closing prices of the Shares as stated in the daily quotation sheets issued by the Stock Exchange for the five business days immediately preceding the date of grant of option(s); or (iii) the nominal value of a Share on the date of grant of option(s). The Share Option Scheme is valid for a period which commenced on 15 November 2017 and will expire at 5:00 p.m. on the business day preceding the tenth anniversary of such date.

As at the date of this report, the Company has not granted or issued any option. Therefore, no options lapsed or were exercised or cancelled during the Year and there were no outstanding options as at 31 December 2024. As at 1 January 2024 and 31 December 2024, the total number of shares available for issue under the Share Option Scheme was 100,000,000 shares, which represent approximately 10% of the Company's issued share capital (excluding treasury shares, if any). Further details regarding the principal terms of the Share Option Scheme were included in the Prospectus under the section “Appendix IV Statutory and General Information — Share Option Scheme”.

NON-COMPETITION UNDERTAKING

On 25 October 2017, Mr. Huie, Mr. Ng, and Mr. Chan (being the Substantial Shareholders) entered into a non-competition undertaking in favor of the Group (the “**Deed of Non-competition**” and the “**Non-competition**”, respectively).

The Company has received from each of them a written confirmation on the compliance with the Non-competition during the Year. The INEDs have reviewed the status of compliance and not aware of the occurrence of any event which might impair the Substantial Shareholders' independence, confirmed that all the undertakings under the Deed of Non-competition had been complied with by the above-mentioned persons and duly enforced since the Listing Date and up to 31 December 2024.

DIRECTORS' REPORT

DIRECTORS' AND CHIEF EXECUTIVE'S INTERESTS AND SHORT POSITIONS IN THE SHARES, UNDERLYING SHARES AND DEBENTURES OF THE COMPANY AND ITS ASSOCIATED CORPORATIONS

As at 31 December 2024, the interests and short positions of the Directors and the chief executive of the Company in the shares, underlying shares and debentures of the Company and its associated corporations (within the meaning of Part XV of the SFO, which were required to be (a) notified to the Company and the Stock Exchange pursuant to Divisions 7 and 8 of Part XV of the SFO (including interests and short positions which they were taken or deemed to have under such provisions of the SFO); or (b) pursuant to Section 352 of the SFO, recorded in the register referred to therein; or (c) pursuant to Rules 5.46 to 5.67 of the GEM Listing Rules, notified to the Company and the Stock Exchange, were as follows:

Long Position in the Shares

| Name of Directors/ chief executive | Capacity/Nature of interest | Number of Shares/ underlying Shares interested | Approximate percentage of the Company's issued Shares* |
|---------------------------------------|-----------------------------|--|---|
| Mr. Huie | Beneficial owner | 295,759,680 ^{Notes 2} | 29.57% |
| Mr. Ng | Beneficial owner | 289,939,680 ^{Notes 3} | 28.99% |
| Mr. Chan | Beneficial owner | 153,490,640 ^{Notes 1} | 15.34% |

Note 1: On 12,15 and 19 January 2024, Mr. Chan acquired 1,290,000 Shares in total on the market.

Note 2: On 19 April 2024, Mr. Huie acquired 1,000,000 Shares in total on the market.

Note 3: On 19 April 2024, Mr. Ng acquired 660,000 Shares in total on the market.

* The percentage represents the total number of the Shares and the underlying Shares, if any, interested divided by the number of issued Shares of 1,000,000,000 as at 31 December 2024.

DIRECTORS' REPORT

Save as disclosed above, as at 31 December 2024, none of the Directors nor the chief executive of the Company had any interests and short positions in the shares, underlying shares and debentures of the Company and any of its associated corporations (within the meaning of Part XV of the SFO), which were required to be (a) notified to the Company and the Stock Exchange pursuant to Divisions 7 and 8 of Part XV of the SFO (including interests and short positions which they were taken or deemed to have under such provisions of the SFO); or (b) pursuant to Section 352 of the SFO, recorded in the register referred to therein; or (c) pursuant to Rules 5.46 to 5.67 of the GEM Listing Rules, notified to the Company and the Stock Exchange.

SUBSTANTIAL SHAREHOLDERS' AND OTHER PERSONS' INTERESTS AND SHORT POSITIONS IN SHARES AND UNDERLYING SHARES

As at 31 December 2024, the Directors are not aware of any entity, other than the interests which would be required to be disclosed under the provisions of Divisions 2 and 3 of Part XV of the SFO in respect of the Directors and the chief executive of the Company, the Company had not been notified by any person or entity, not being a Director or the chief executive of the Company, of having 5% or more of the interests and short positions in the Shares and underlying Shares as required to be recorded in the register under Section 336 of the SFO.

ARRANGEMENTS TO ENABLE DIRECTORS TO ACQUIRE SHARES OR DEBENTURES

At no time during the Year was the Company or any of its subsidiaries, or any of its fellow subsidiaries, a party to any arrangement to enable the Directors or their respective associates (as defined in the GEM Listing Rules) to acquire benefits by means of acquisition of Shares in, or debentures of, the Company or any other body corporate.

PURCHASE, SALE OR REDEMPTION OF THE COMPANY'S LISTED SECURITIES

During the Year, the Company did not redeem its listed securities nor did the Company or any of its subsidiaries purchase or sell such securities (including sale of treasury shares, if any).

As at 31 December 2024, the Company did not hold any treasury shares.

EVENTS AFTER THE REPORTING PERIOD

The Directors confirmed that there are no other major events which affected the Group after the Year end and up to the date of this annual report.

COMPLIANCE WITH CORPORATE GOVERNANCE CODE

During the Year, the Company has applied the principles and complied with all code provisions of the Corporate Governance Code as set out in Appendix C1 to the GEM Listing Rules (the "CG Code").

DONATIONS

Charitable and other donations made by the Group during this Year amounted to HK\$22,330 (FY2023: HK\$15,102).

SUFFICIENCY OF PUBLIC FLOAT

Based on the information that is publicly available to the Company and within the knowledge of the Directors, the Board confirms that the Company has maintained a sufficient public float as required under the GEM Listing Rules (i.e. at least 25% of the Company's issued Shares in public hands) throughout the Year and up to the date of this annual report.

DIRECTORS' REPORT

REVIEW BY AUDIT COMMITTEE

The audit committee of the Board (the “**Audit Committee**”) was established with effect from the Listing Date with written terms of reference in compliance with code provisions D.3.3 and D.3.7 of the CG Code and Rules 5.28 to 5.33 of the GEM Listing Rules. The primary duties of the Audit Committee are, among other things, to make recommendations to the Board on the appointment, re-appointment and removal of external auditors and to review and monitor the financial reporting process, risk management and internal control systems of the Group. The Audit Committee currently comprises all the three INEDs, namely Mr. Choi, Mr. Ma and Mr. Ho. Mr. Choi is the chairman of the Audit Committee.

The Audit Committee has reviewed the audited Consolidated Financial Statements and is of the view that such statements have been prepared in compliance with the applicable accounting standards, the GEM Listing Rules and other applicable legal requirements, and that adequate disclosures have been made.

CLOSURE OF REGISTER OF MEMBERS FOR AGM

The 2025 AGM is scheduled to be held on Friday, 30 May 2025. For determining the Shareholders' entitlement to attend and vote at the 2025 AGM, the register of members of the Company will be closed from Monday, 26 May 2025 to Friday, 30 May 2025, both days inclusive, during which period no transfer of the Shares will be registered. Non-registered Shareholders must lodge all properly completed and stamped transfer documents accompanied by the relevant share certificates with the branch share registrar of the Company in Hong Kong, Boardroom Share Registrars (HK) Limited at Room 2103B, 21/F., 148 Electric Road, North Point, Hong Kong for registration by no later than 4:30 p.m. on Friday, 23 May 2025.

INDEPENDENT AUDITOR

The Consolidated Financial Statements have been audited by Grant Thornton Hong Kong Limited (“**Grant Thornton**”), who will retire and, being eligible, offer themselves for re-appointment. A resolution for the re-appointment of Grant Thornton as the Independent Auditor will be proposed at the 2025 AGM.

By Order of the Board
Asia Pioneer Entertainment Holdings Limited
Huie, Allen Tat Yan
Chairman and Executive Director

Hong Kong, 31 March 2025

ENVIRONMENTAL, SOCIAL AND GOVERNANCE REPORT

SCOPE AND REPORTING PERIOD

This is the Environmental, Social, and Governance (the “**ESG**”) report by Asia Pioneer Entertainment Holdings Limited (hereinafter referred to as the “**Group**”), highlighting its ESG performance, with disclosure reference made to the ESG Reporting Guide as described in Appendix C2 of the GEM Listing Rules and Guidance set out by The Stock Exchange of Hong Kong Limited.

The Group principally engaged in the Electronic Gaming Equipment (“**EGE**”)s supplier business and consumer-oriented smart vending machine business (“**VM**”)s). The head office is located in the Macau Special Administrative Region (“**Macau SAR**”).

The Group is principally a total solutions provider of EGEs for land-based casinos in Macau SAR as well as other regions in Asia, which can be segmented into:

- (i) technical sales and distribution of EGEs to land-based casinos;
- (ii) the repair of EGEs and sale of spare parts; and
- (iii) consultancy to suppliers or manufacturers of EGEs products to the casino gaming supplier market.

Whereas the Group’s VMs operations is a second core business line focusing on operating smart vending machines targeting tourists and consumers in Macau SAR and the Greater Bay Area in the People’s Republic of China (the “**PRC**” or “**Mainland China**”).

This ESG report covers the Group’s overall performance in two subject areas, namely, Environmental and Social aspects of the business operations in Macau SAR, including general office areas for general business operations, and workshop and warehouse areas for repairing and refurbishing services at Lei Cheung, and the warehouse in Veng Kin, from 1 January 2024 to 31 December 2024 (the “**Reporting Period**”), unless otherwise stated.

There have been no major changes with the reporting boundary when compared with that for the period from 1 January 2023 to 31 December 2023 (the “**Last Reporting Period**”).

REPORTING PRINCIPLES

The preparation of the ESG Report has applied the following principles:

Materiality — materiality assessments have been carried out to identify material environmental and social issues that have major impacts on investors and other stakeholders, the significant stakeholders, process, and results of the engagement which are presented in the section “Stakeholder Engagement and Materiality” in the Report.

Quantitative — key performance indicators (“**KPI**”)s have been established, and are measurable and applicable to make valid comparisons under appropriate conditions; information on the standards, methodologies, assumptions, and/or calculation tools used, and sources of conversion factors used, have been disclosed when applicable.

Balance — performance of the Group was presented impartially, avoiding choices, omissions or presentation formats that may unduly influence readers’ decisions or judgements.

Consistency — consistent statistical methodologies and presentation of KPIs have been used to allow meaningful comparisons of related data over time.

ENVIRONMENTAL, SOCIAL AND GOVERNANCE REPORT

THE GROUP'S SUSTAINABILITY MISSION AND VISION

The Board Statement

The Group has adopted a sustainability mission statement to serve as the basis for our future activities in the context of sustainability. We aim to generate a long-term sustainable and positive win-win corporation with our clients and suppliers. ESG considerations, such as moral and ethical conducts aspects, are also gaining clear relevance among our investors, suppliers and clients. By implementing and addressing this dynamic issue earlier, we aim to bring more transparency to our ESG considerations. For more than 15 years, we have been committed to providing the best services for our customers. A high reputation, reliable credibility, high service quality, continuous support and social acceptance are important attributes for the Group's long-term sustainable thinking and acting. We are also committed to reducing air and water pollution for the environment, paying attention to the improvement of staff ability, and maintaining legal business. We offer used machines to developing countries, and are planning to set up local offices for sales and technical support in developing countries to keep our business growing. Details of our strategy for developing countries and future sustainability vision shall be disclosed below in the "Promoting High Quality Green Business" subsection.

We, as the board of directors (the "**Board**"), understand that ESG matters may threaten a company's shareholder value, reputation, supply chain, and other issues that may affect sustainability; and business sustainability is critical to the long-term trust that the Group has built with the public. The ESG Working Group, consisting of representatives from various departments, continued to deal with ESG-related issues during the Reporting Period. The ESG Working Group is responsible for discussing the Group's ESG issues and continue to ensure that appropriate and effective ESG risk management and internal control systems are in place. The current risk management and internal control systems are designed to meet the Group's specific business needs and to minimise its risk exposure. The working group sets ESG goals at the beginning of each year and reviews its progress in achieving the goals using monthly data reports to check whether there are areas for improvement. Additionally, through analysing the situation of the Group, the ESG Working Group will suggest new ideas and bring attention to issues, as well as offer solutions that can be applied in the Group. In general, the ESG Working Group had made significant progress in achieving the targets set, though it acknowledges that there is room for improvement. The Board continues to assess its strength and weaknesses to improve the overall efficiency of achieving ESG goals, to monitor the effectiveness of mitigate measures of climate-related risks, and to approve the ESG-related policies and measures. The goals outlined for the year and the respective actions taken are as follows:

ENVIRONMENTAL, SOCIAL AND GOVERNANCE REPORT



Following HKEX's rules and guidelines closely

- Material issues were identified in line with the provisions of the ESG guide
- Issues and matters regarded as important to stakeholders were disclosed publicly and transparently



Taking environmental advice from the Macau government

- Waste management suggestions by the government were being listened and adopted
- Recycling bins were set up in office areas, contributing to an improved sense of environmental protection among employees



Establishing effective and open relationships with stakeholders

- Communication channels were set up for the Group to hear the voices of various stakeholders, including, investors, employees, customers, etc.



Creating an engaging working environment

- Efforts were put into making a comfortable, healthy, and nurturing office
- Internal celebratory activities were held for employees to bond



Improving communications with customers

- Products and internal procedures of the sales process were reviewed to better cater to customers' needs
- Customers' feedback was listened to and responded to in a quick manner to enhance trust

We care about communication with stakeholders and understanding their needs. The Board has also been engaging with its stakeholders to deliver more sustainable outcomes and products that align with their expectations. In addition, the Board encourages internal communication and peer review for managers and employees to further understand the needs of one another. In terms of its clients, the Board strives to fulfill its responsibility of providing error-free EGEs to the casinos, which can enhance the efficiency of their business operations. Regarding its suppliers, the Board has successfully established an agreement with a shipping company that will assist in centralising orders destined for foreign countries and performing periodic combined deliveries to lessen emissions that would have been otherwise created if items were delivered separately. Also, the Board regularly participates in charitable activities in society.

We also recognise that monitoring ESG issues is crucial to promoting sustainability in the Group. We have employed several methods to ensure our ongoing oversight:

- **Board Oversight:** The Board is actively involved in overseeing ESG matters, with the ESG Working Group and other designated committees responsible for specific areas such as environmental impact and social responsibility. This structure allows for focused discussions and accountability at the highest levels of governance.
- **Regular Reporting:** We provide regular updates to our stakeholders on our ESG performance, including progress towards our sustainability goals and any challenges we face. This transparency helps build trust and allows for constructive feedback.
- **Continuous Improvement:** We are committed to continuously improving our ESG practices. This involves regularly reviewing our strategies and adapting to new challenges and opportunities as they arise, ensuring that we remain responsive to the evolving landscape of sustainability and governance.

ENVIRONMENTAL, SOCIAL AND GOVERNANCE REPORT

In conclusion, our commitment to sustainability and effective ESG management is integral to our business strategy. We believe that by addressing these issues proactively, we can create long-term value for our stakeholders and contribute positively to society and the environment.

ESG Risks and Strategies

The Group is committed to the long-term sustainability of the environment and the community surrounding its operations. The Board recognises that ESG issues encompass a wide range of risks that can significantly impact the Group's business. These include:

- Environmental Risks: Climate change and resource depletion
- Social Risks: Labor practices and diversity
- Governance Risks: Corporate governance practices, compliance, and ethical conduct

The Group's approach is to integrate these considerations into its overall business strategy, ensuring that the Group is not only compliant with regulations but also proactive in addressing stakeholder concerns and expectations. The Group has complied with all applicable laws of environmental protection, as well as adopting measures to achieve more efficient use of resources, increased energy conservation, and waste reduction.

To effectively manage the identified ESG risks, the Board has developed a comprehensive strategy that includes the following measures:

1. **Assessment and Prioritization:** We conduct regular assessments to identify and prioritize ESG risks relevant to our operations. This involves engaging with stakeholders, including employees, customers, and investors, to understand their perspectives and concerns.
2. **Management Procedures:** We have established clear procedures for managing identified risks. This includes setting measurable goals, allocating resources, and assigning responsibilities to ensure accountability across the organization.
3. **Integration into Business Operations:** ESG considerations are integrated into our decision-making processes at all levels. This ensures that sustainability is a core component of our business strategy, influencing everything from customer services to supply chain management.

Apart from the abovementioned strategies, the Group has also initiated other ESG initiatives to contribute towards a better environment. The Group purchases, refurbishes, and sells used EGEs, and regards itself as a reducer of waste and wood consumption within the casino and gaming industry. Although the business nature of the Group is relatively non-polluting compared with more traditional factories or manufacturers, the Group still realises the importance of minimising the negative impacts on the environment brought by its business. The Group encourages employees to adhere to the principles of reducing, reusing, and recycling all resources, with particular attention to energy and resource-saving production methods, waste separation, and waste avoidance. This allows for the creation of a recoverable substance cycle, thereby enhancing sustainability. It has also taken steps in recent years to reduce emissions, such as adopting resource-conserving practices in offices, relocating offices to reduce or eliminate traffic between work venues, centralising products to be air delivered altogether, etc.

ENVIRONMENTAL, SOCIAL AND GOVERNANCE REPORT

Overall, the Group is committed to managing all risks through making assessments with equity management firms and consulting professional parties for advice on special engagements. Additionally, quarterly board meetings are held to review the current policies and offer criticism and comments to further improve and update the company's operations. The Group also recognises the importance of managing ESG-related risks and has integrated them into its risk management. Asset owners and other stakeholders have become increasingly concerned with the assessment of ESG risks conducted by asset managers like private equity firms, as they affect buy-out and acquisition decisions. Hence, these risks are being managed to protect the value and allow for revenue-generating opportunities. The Group has become aware of these risks through stakeholder engagement, analysis conducted by the ESG working group, and board discussion of analysis with management. To equip the ability of the Board and employees to cope with ESG-related risks properly and have more understanding about the situation of the industry, ESG-related training and Webinars are arranged to strengthen the Group's understanding of the ESG issues, and the industrial news are shared to all employees frequently through the social media. The Group has identified climate-related risks and reviewed mitigative measures to cope with the challenges brought by climate-related risks. For detailed information on climate-related risks and opportunities identified by the Board, please refer to the "A4. Climate Change" section.

Promoting High Quality Green Business

As the Group realised the importance of promoting sustainable business, the Group has expanded its services and promoted its new low-waste alternatives of gaming machines to more clients. Since 2018, we have been setting up local offices to sell refurbished machines to Southeast Asian countries and has expanded this service to include offering a repair service as well. The Group remains positive on the growth prospects of operating leases in both Macau SAR and Southeast Asian Markets, and the expansion of its consultancy services in Southeast Asia markets. Whilst the Group is constantly looking to expand, it is also actively conscious to take its environmental and social impact into account.

Furthermore, in recent years, the Group has been implementing its diversification strategy under SmartCom into VMs operations in Macau SAR. The Group's underlying rationale for diversifying into smart VMs is as follows:

- 1) The Group has extensive experience in maintaining, repairing and operating consumer-related machines;
- 2) The Group has extensive experience integrating software platforms and machines;
- 3) As the initial subsidiary company was established in Macau SAR with over 18 years of operating history, and Asia Pioneer Established Holdings Limited since 2017, the Group has intimate local knowledge and relationships with locations such as hotels, malls, and visitor sites throughout Macau SAR;
- 4) The smart VMs business is part of the fast-growing smart vending machine market which aims to provide convenience to travellers and mobile consumers;
- 5) Smart VMs have benefitted from rapid advances in cashless payment and new information technologies, and have proven to be highly effective in selling and distributing products to consumers; and
- 6) Smart VMs can be used to promote and deliver quality Macau-branded products to the numerous tourists that visit Macau SAR regularly.

ENVIRONMENTAL, SOCIAL AND GOVERNANCE REPORT

The Group is currently implementing its roll-out strategy into VMs, and is hopeful that more smart VMs can be rolled out to various locations throughout Macau SAR in the future. The Group strives to increase its brand awareness and market share of Vending machine and Coffee machine business in Macau.

Since 2021, the Group has also developed a new commodity retail brand KatKatMall® to provide smart vending machine business for the mass market. At the same time, the Group has launched a coffee machine brand KATFFEE®. KATFFEE® collaborates with a well-known coffee bean supplier in Macau SAR, which selects coffee beans from Portuguese-speaking countries. KATFFEE® is committed to providing high-quality branded coffee produced by vending machine to the public.

CERTIFICATIONS AND CORPORATE MEMBERSHIPS

The Group has engaged with industrial partners, government agencies, customers, and other stakeholders to promote responsible gaming practices. The Group responds positively to government policies, such as the Environmental policy to restrict the provision of plastic bags. The Group has received several certifications and membership as a recognition of its contribution to society and the safety and quality of its products:

- Construction Safety Card accredited by the Labour Affairs Bureau (“**DSAL**”)
- Gaming Inspection and Coordination Bureau (“**DICJ**”) License
- Member of Macau Gaming Equipment Manufacturers Association (“**MGEMA**”)
- Shortlisted for Casino Supplier of the Year at Global Gaming Award 2024

STAKEHOLDER ENGAGEMENT AND MATERIALITY

The Group engages with key stakeholders such as employees, customers, suppliers, shareholders, directors, NGOs, local communities, trade unions, and other civil organisations in society to understand and address the various needs and concerns of key stakeholders. The Group communicates with stakeholders via various communication channels such as quarterly group meetings, emails, monthly general meetings, annual written communication, donations and sponsorships. Additionally, the Group utilises formal stakeholder surveys to identify the most significant ESG aspects, which is followed by a materiality assessment.

ENVIRONMENTAL, SOCIAL AND GOVERNANCE REPORT

Materiality of Different Topics from Stakeholder Engagement



| Environmental | Social | Others |
|-------------------------------------|----------------------------------|-----------------------|
| 1 Energy | 8 Employment | 19 Responsible Gaming |
| 2 Water | 9 Occupational Health and Safety | |
| 3 Air Emissions | 10 Development and Training | |
| 4 Effluents and Waste | 11 Labour Standards | |
| 5 Other Raw Materials Consumption | 12 Supply Chain Management | |
| 6 Environmental Protection Policies | 13 Intellectual Property Rights | |
| 7 Climate Change | 14 Data Protection | |
| | 15 Customer Service | |
| | 16 Product/Service Quality | |
| | 17 Anti-corruption | |
| | 18 Community Investment | |

ENVIRONMENTAL, SOCIAL AND GOVERNANCE REPORT

The matrix indicates that external stakeholders, such as the Group's employees, customers, and suppliers, had shown wide spread of concern for various material topics. However, some topics had been determined to be significantly more important than others from the Group's point of view. From the matrix, the six most material topics to the Group are as follows:

- Climate Change
- Community Investment
- Responsible Gaming
- Anti-corruption
- Employment
- Product/Service Quality

As the above topics were all important in the view of the Group's management level, these aspects had mostly been addressed, and respective measures and initiatives have been put in place. The Group will continue to invest in financial and non-financial resources to strengthen the management of the above material topics. The Group will continue to identify areas of improvement for the concerned aspects and keep close communication with its stakeholders to share and exchange ideas for advancing the Group's ESG management.

STAKEHOLDERS' FEEDBACK

The Group welcomes stakeholders' feedback on the ESG approach and performance by giving suggestions or sharing views via email at ir@apemacau.com.

A. ENVIRONMENTAL

The Group is dedicated to striving towards long-term sustainability of the environment and the surrounding community in which it is located. To behave in an environmentally friendly and responsible manner, the Group ensures to comply with laws and regulations of environmental protection and enforces effective measures that enable successful energy conservation, waste reduction, and the most efficient use of resources. The Group strictly complies with all applicable environmental laws and regulations, including but not limited to the following:

- Basic Law of the Environment (Law No. 2/91/M)
- Measures to Control and Minimize the Use of Substances Destructive to the Ozone Layer (Decree-Law no. 62/95/M)
- Prohibition Against Discharging Harmful Substances in Marine Jurisdictions (Decree-Law no. 35/97/M)

ENVIRONMENTAL, SOCIAL AND GOVERNANCE REPORT

As a non-manufacturing company, the Group's daily operation generates minor impacts on the natural environment. The Group does not produce significant amounts of wastewater and exhaust gas emissions, as well as producing minimal amounts of hazardous waste in daily operations. Indirect environmental impacts generated by the Group mainly included the consumption of purchased electricity and the use of resources to support daily operations.

No non-compliance with relevant laws and regulations that have a significant impact on the Group relating to air and greenhouse gas ("GHG") emissions, discharges into water and land, and generation of hazardous and non-hazardous waste have been identified during the Reporting Period.

A1. Emissions

A1.1 Air Emissions

One passenger car and one private van were used for the daily business operations, with both vehicles running on petrol. During the Reporting Period, the operation of these vehicles generated several air emissions ("non-GHG"), including nitrogen oxides ("NO_x"), sulphur oxides ("SO_x") and respiratory-suspended particles ("PM").

| Mobile fuel source | 2024 Non-GHG Emissions | | |
|--------------------|------------------------|----------------------|---------|
| | SO _x (kg) | NO _x (kg) | PM (kg) |
| Petrol | 0.07 | 1.17 | 0.09 |

Note: Emission factors for calculations on environmental parameters were made with reference to Appendix C2 of the GEM Listing Rules and their referred documentation as set out by Hong Kong Exchanges and Clearing Limited, unless stated otherwise.

A1.2 GHG Emissions

GHG emissions were generated directly from the consumption of mobile fuel (i.e. petrol for group-owned vehicles). Indirect GHG emissions were also generated from the consumption of purchased electricity, processing of freshwater and wastepaper disposal and business air travel.

While the scale of operations continues to expand, the Group is establishing better channels to collect, trace, and monitor the total amount of GHG emission emitted. As to gain a more comprehensive understanding of Scope 3 emissions connected to the Group's value chain, the Group shall also disclose 15 reporting categories of Scope 3 emissions where applicable to the Group's operations from this Reporting Period onward.

During the Reporting Period, 330.18 tonnes of carbon dioxide equivalent ("tCO₂eq") GHG emissions (mainly CO₂, CH₄ and N₂O) were emitted from the Group's operations. The overall intensity of the GHG emissions was 0.25 tCO₂eq/m², or 8.69 tCO₂eq/employee. The significant increase in total GHG emissions and intensities is due to additional transparency in Scope 3 GHG emissions reporting; when comparing across the same emission sources as the Last Reporting Period, the Group recorded 76.08 tCO₂eq of GHG emissions during the Reporting Period, a 1.3% decrease from 77.07 tCO₂eq of GHG emissions from Last Reporting Period.

See the table below for the contribution of GHG emissions across scopes and activities during the Reporting Period, as well as comparisons with previous reporting periods.

ENVIRONMENTAL, SOCIAL AND GOVERNANCE REPORT

Sources of GHG Emissions during the Reporting Period

| Scope of GHG emissions | Emission sources | GHG Emission (2024) (in tCO ₂ eq) | GHG Emission (2023) (in tCO ₂ eq) | GHG Emission (2022) (in tCO ₂ eq) |
|-----------------------------------|--|--|--|--|
| Scope 1 Direct emissions | Combustion of fuel (petrol) in mobile sources | 12.70 | 15.91 | 17.77 |
| Scope 2 Energy indirect emissions | Purchased electricity | 53.29 | 55.24 | 58.88 |
| Scope 3 Other indirect emissions | Paper waste disposed at landfills | 0.99 | 1.38 | 1.51 |
| | Electricity used for processing fresh water by government departments/ third parties | 0.06 | 0.08 | 0.08 |
| | Electricity used for processing sewage by government departments/third parties | 0.08 | 0.07 | 0.07 |
| | Business air travel by employee | 8.97 | 4.39 | 1.93 |
| | Category 4: Upstream transportation and distribution | 99.79 | N/A | N/A |
| | Category 6: Business travel (Excluding business air travel) | 153.02 | N/A | N/A |
| | Category 7: Employee commuting | 0.09 | N/A | N/A |
| | Category 9: Downstream transportation and distribution | 1.20 | N/A | N/A |
| Total | | 330.18 | 77.07 | 80.24 |

Note 1: Emission factors for calculations on environmental parameters were made with reference to Appendix C2 of the GEM Listing Rules and their referred documentation as set out by Hong Kong Exchanges and Clearing Limited, unless stated otherwise.

Note 2: The emission factor for purchased electricity in Macau SAR was obtained from the CEM Sustainability Report 2023, 2022, and 2021.

Note 3: Scope 3 GHG emissions were calculated based on available emission factors referred by the Appendix C2 of the GEM Listing Rules and their referred documentation as set out by Hong Kong Exchanges and Clearing Limited, as well as based on the "Technical Guidance for Calculating Scope 3 Emissions (version 1.0)" published by Greenhouse Gas Protocol, unless stated otherwise.

ENVIRONMENTAL, SOCIAL AND GOVERNANCE REPORT

Note 4: CO₂ emissions from the Group's business air travels were reported in accordance with the International Civil Aviation Organisation (ICAO) Carbon Emission Calculator.

Note 5: Data for other categories of scope 3 emissions have not yet been collected, and the Group currently does not have the capability to conduct data collection for these categories; however, the Group shall endeavour to dedicate resources to complete scope 3 emissions disclosure in due time.

Note 6: Total GHG Emissions may not equal total of emission sources or sub-totals due to rounding errors.

A1.3 Hazardous Waste

The Group generated an approximate total of 0.11 tonnes of hazardous waste during the Reporting Period. The intensity was 0.08 kg/m², or 2.89 kg/employee. Waste was generated from partnered casinos as well as from the Group's logistic department and repair department during regular operations.

Hazardous Waste Generation during the Reporting Period

| Hazardous Waste Type | Annual disposal amount (kg) | Treatment of Waste |
|--|-----------------------------|--------------------|
| Lighting waste (e.g., fluorescent lamps) | 30 | Landfilling |
| Computer hardware (e.g., computers, printing cartridges) | 30 | Incineration |
| Batteries | 20 | Incineration |
| Carton Boxes | 20 | Landfilling |
| Foam Planks | 10 | Landfilling |
| Total | 110 | |

ENVIRONMENTAL, SOCIAL AND GOVERNANCE REPORT

A1.4 Non-hazardous Waste

The Group generated an approximate total of 0.40 tonnes of non-hazardous waste during the Reporting Period, of which the intensity was 0.30 kg/m², or 10.54 kg/employee. Waste was generated from office consumption, packaging materials from suppliers, casinos, and other factories.

Non-hazardous Waste Generation during the Reporting Period

| Non-hazardous Waste Type | Annual disposal amount (kg) | Treatment of Waste |
|---|-----------------------------|--------------------|
| Office paper waste | 205.56 | Landfilling |
| Scrap iron | 100.00 | Recycling |
| Other types of paper (excluding office paper waste) | 50.00 | Incineration |
| Plastic waste | 25.00 | Incineration |
| Domestic waste | 20.00 | Incineration |
| Total | 400.56 | |

A1.5 Measures to Mitigate Air and Greenhouse Gas Emissions

To reduce emissions from vehicles, employees are encouraged to use public transport, such as for the delivery of documents to governmental departments and local companies. When applicable, the Group encourages business partners to provide e-invoices to reduce the usage of couriers.

The Group had previously set a target of a 7-8% reduction in overall GHG emissions within 5 years, with 2022 as the baseline year. However, the Group had revised its data collection method for GHG emissions during the Reporting Period, as such comparisons with previous reporting periods no longer cover the same reporting scope. To properly measure the effectiveness of its emissions mitigation measures, the Group shall be redefining the target and baseline year for reducing emissions. Going forward, the Group aims to achieve an 8% reduction in Scope 1 + Scope 2 GHG emissions intensity within 5 years, or 2029, with 2024 as the baseline year. Since the Group is still in the process of completing disclosures for Scope 3 GHG emissions, reduction targets for Scope 3 emissions shall only be set when more comprehensive data has been collected.

The Group strives to improve and review the GHG reduction measures continuously, as to achieve its best performance of GHG reduction in the long term.

ENVIRONMENTAL, SOCIAL AND GOVERNANCE REPORT

A1.6 Waste Handling and Reduction Initiatives

The Group reuses and recycles materials whenever possible to achieve higher levels of waste reduction and resource conservation. Some hazardous materials, such as heavy metals found in slot machines, monitors, computers, bill acceptors and printers that are still functional, are carefully removed by the Group's skilled engineers and used for second-hand machines. For second-hand machines that were processed two years prior, parts have successfully been reinstalled in appropriate machines based on market needs. The Group considers itself an up-cycler by contributing to the promotion of overall waste reduction within the gaming industry, which ultimately brings mutual economic and environmental benefits to both the Group and the industry.

In the office, the Group has introduced a variety of strategies to strive for a more environmentally friendly workspace. Since 2019, the Group has placed different recycling bins in the common areas of its office for six types of materials: paper, plastic, cans, batteries, used lamps, and glass bottles. After an accumulation of batteries has been gathered, they will be transferred to the respective government recycling bins. The Group has been continuously following the Government's new policy to relieve the pressure on landfills by reducing waste. In response to the Government's suggestions, the Group also encourages its employees to bring their own reusable cups and bottles to drink water, provides recycled paper drinking cups for guests, encourages all employees to use reusable bags when they purchase materials and avoids overpackaging of products and equipment.

In particular, the Group pays special attention to the reduction of paper usage. The Group introduced a new OA system where documents are uploaded and shared without the need for printing physical copies. Furthermore, the Group also utilises online platforms for outreach such as the company website, magazine, or newsletters to share industry news, rather than their physical alternatives. In addition, the following are some strategies implemented by the Group to reduce the use of paper:

- Reusing envelopes and boxes for mailing items;
- Collecting used paper and sending it to reliable recyclers;
- Adjusting printers to double-sided settings to save paper;
- Using recycled paper for photocopying;
- Showing customers electronic editions of brochures and product presentations to replace paper;
- Sending electronic greeting cards to clients;
- Sending gifts to clients by group or departments instead of individuals to reduce package waste;
- Implementing recycling bins in the office for paper and other materials, which will later be brought to government-owned recycling bins; and
- Replacing traditional timecard machine by the electronic clock in and out system to reduce the use of paper.

ENVIRONMENTAL, SOCIAL AND GOVERNANCE REPORT

The Group has set a waste generation reduction target of 20% within 10 years by collecting all used paper and sending it to reputable recyclers, with 2021 as the baseline year.

| Indicator | 2021 baseline data (kg) | 2024 data (kg) | 2031 Target |
|--------------------------------|-------------------------|----------------|--|
| Overall total waste generation | 1,580 | 510.56 | A reduction target in the waste generation of 20% within 10 years, with 2021 as the base year. |

From the above table, the Group's overall total waste generation has decreased by 68% when compared to the baseline year, this is mainly due to significant reductions in generation of domestic waste and other types of paper waste. The Group shall discuss the necessity for adjusting its waste reduction target next year, depending on its performance in 2025.

The Group strives to improve and review the waste reduction measures continuously, in order to achieve the waste reduction target in the long term.

A2. Use of Resources

A2.1 Energy Consumption

During the Reporting Period, direct electricity consumption by the Group was 87,640 Kilowatt-hour ("kWh"). The total consumption of petrol was 4,750 litres, which equates to 46,039 kWh after conversion. The total amount of energy consumed was therefore an equivalent of 133,679 kWh (electricity and petrol combined), with an intensity of 100.59 kWh/m², and 3,517.86 kWh/employee.

A2.2 Water Consumption

The total water consumption for the Group was 352 m³, with an intensity of 0.26 m³/m² and 9.26 m³/employee. Water was sourced from municipal tap water. No issues on sourcing water were reported during the Reporting Period.

ENVIRONMENTAL, SOCIAL AND GOVERNANCE REPORT

A2.3 Energy Use Efficiency Initiatives

To consume energy more efficiently, the Group has implemented certain policies within the office. It also continues to promote energy-saving behaviour among employees focusing on various aspects. The measures are as follows:

- Using energy-efficient appliances;
- Ensuring that the central air conditioning in the office is kept at a temperature of 25°C, and is turned off if the external temperature is lower than 23°C;
- Allowing a flexible dress code during summer to minimise air-conditioning usage;
- Utilising blinds and curtains to reduce heat absorption;
- Arranging regular air-conditioning repair and maintenance to ensure efficient energy use;
- Turning off lighting when natural lighting is available or during low occupancy periods;
- Setting up computers to go into standby or sleeping mode when idle for a certain amount of time; and
- Turning off unnecessary technology (including monitors and CPUs) after office hours.

The Group had set a target of a 10% reduction in energy consumption over the next 10 years, with 2021 as the baseline year.

| Indicator | 2021 baseline data (kWh) | 2024 data (kWh) | 2031 Target |
|----------------------------------|--------------------------|-----------------|---|
| Overall total energy consumption | 90,236 | 133,679 | A 10% reduction in energy consumption over the next 10 years, with 2021 as the base year. |

From the above table, the overall total energy consumption during the Reporting Period increased by 48% compared with the baseline year; however, it is worth noting that energy consumption for the Reporting Period has decreased by 9% in comparison to the Last Reporting Period. The energy consumption increase from baseline year is due to a higher demand for energy to support the smart VM business during the Reporting Period, which has expanded since the original target was set. As such, to properly measure the effectiveness of its energy use efficiency initiatives, the Group shall be redefining the target and baseline year for reducing energy consumption. Going forward, the Group aims to achieve an 10% reduction in overall energy consumption intensity within 10 years, or 2034, with 2024 as the baseline year.

The Group strives to improve and review the energy-saving measures continuously in order to achieve the energy saving target in long term.

ENVIRONMENTAL, SOCIAL AND GOVERNANCE REPORT

A2.4 Water Use Efficiency Initiatives

The Group continuously conserves water resources although the water usage is minimal or insignificant, and consistent attention is placed on monitoring water usage each month. Water-saving signs are placed next to each water tap in the washroom and pantry to remind staff to conserve water. The Group also makes use of its leftover water from its water refill stations to water flowers.

The Group had set a target of a 10% reduction in water consumption within 10 years, with 2021 as the baseline year.

| Indicator | 2021 baseline data (m ³) | 2024 data (m ³) | 2031 Target |
|-------------------------|--------------------------------------|-----------------------------|--|
| Total water consumption | 349 | 352 | A 10% reduction in water consumption over the next 10 years, with 2021 as the base year. |

From the table above, water consumption during the Reporting Period increased by 1% when compared with the baseline year. The Group strives to improve and review the water-saving measures continuously in order to achieve the energy saving target in the long term.

A2.5 Packaging Material

A total amount of 0.08 tonnes of packaging materials were purchased during the Reporting Period. The packaging materials used include plastic wrap. Some of the materials were not purchased as they were reused from packages received from other companies. When the Group sends its clients gifts, it also chooses items that have minimal packaging or those that are wrapped with recyclable materials.

Packaging Materials Purchased during the Reporting Period

| Type of Packaging Material | Application of Packaging Material | Annual Consumption (kg) |
|----------------------------|-----------------------------------|-------------------------|
| Plastic Wrap | Machine Packing | 79.2 |

A3. The Environment and Natural Resources

A3.1 Significant Impacts of Activities on the Environment

The Group's business activities do not generate significant impacts on the environment. The Group did not receive any complaints from the surrounding community regarding air pollution, odour, noise, or other environmental pollution incidents during the Reporting Period. The Group will continue to monitor its air emissions, solid waste generation, wastewater discharge, and noise levels to ensure minimal impact on the surrounding environment and to create a healthy environment for its workers.

ENVIRONMENTAL, SOCIAL AND GOVERNANCE REPORT

A4. Climate Change

Governance of Climate-related Risks Management

The Board focuses on managing the risks brought by climate change, integrating ESG, including climate-related issues into the corporate governance process, improving board-level supervision, and leading the management to cope with the climate risk in the existing business processes and the impact on the Group's overall strategy. The climate-related risks management has been integrated into the Group's risk management system. The Board has the responsibility to cooperate with ESG Working Group and related consulting professional party to monitor the effectiveness of its climate-related risks management, discuss, report and formulate related measures within the risk management process through various ways, such as the Board meetings, stakeholder engagement and professional advice seeking. The Board is also responsible for formulating emergency plans according to the risks identified in order to strengthen its ability to cope with the negative impacts brought from extreme weather emergency conditions. The Group strives to ensure normal production and operations, and maintain the safety of public security and employees' life and property. For detailed information about the ESG governance of the Group, please refer to "The Board Statement" section.

Climate-related Risks Management

An ESG risk assessment was conducted based on assessing the possibility and impact of each identified risk into three levels: high, medium and low. Risks are then classified into three overall risk levels, high, medium and low based on the possibility and impact ratings.

| Risk levels | Definition of the overall risk levels |
|-------------|---|
| High | Risks at this level may have serious consequences. There will highly likely be some impacts on the Group and hindrances for the Group to achieve strategic goals. |
| Medium | Risks at this level may have serious consequences, but they are less likely to occur. Conversely, the consequences could be minor in nature, but the probability of occurrence is higher. |
| Low | Risks at this level have limited harm and consequences for the Group to achieve its strategic goals, and the probability of occurrence is low. |

The Group's Climate-related Risks Identification

A warming planet creates a wide range of risks for businesses, from disrupted supply chains to rising insurance costs to labour challenges. The Group employs both qualitative assessments (e.g., expert judgment) and quantitative models (e.g., climate scenario analysis) to evaluate the potential impact and likelihood of identified climate-related risks.

With the increasing threat of climate change and the associated physical damage, change in market perception and shift in preference of the public towards more environmentally friendly products and services, the financial, reputational and strategic risk implications are becoming increasingly prominent. Climate change will undoubtedly be of increasing concern to the Group and industry as a whole for the foreseeable future.

The Group has identified various risks and opportunities that climate change pose, which the Group has developed into the following risk matrix to prioritize climate-related risks based on their potential impact and likelihood:

ENVIRONMENTAL, SOCIAL AND GOVERNANCE REPORT

Physical and Transition Risks:

| Climate-related Risk | Time horizon | Potential impacts on business | Potential impacts on value chain | Risk level | Trend |
|---|--------------|---|--|------------|----------|
| Physical Risks | | | | | |
| Extreme weather | Short term | Extreme weather events may cause physical damage to VMs and other infrastructure. The failure of VMs and equipment incurs costs on recovery and repair. | Extreme weather events, such as typhoons, storm surges and rainstorms will disrupt the transportation of necessary raw materials and equipment. | Low | Increase |
| | Long term | Additionally, extreme weather events may adversely affect the outdoor VM revenue stream as people will remain indoors. | Extreme weather events may affect footfall, and thereby revenue, in many of the Group's client's properties which may result in an adverse effect on the Group's revenue. | | |
| Transition Risks | | | | | |
| Tightening of climate-related policies | Short term | Tightened environmental policies increase the cost of fulfilling such requirements. It might also raise the operating costs, insurance costs and penalties for noncompliance. | Tightened environmental policies can directly affect machine supplier and raw material supplier of VMs. Purchasing cost may increase due to higher levels of environmental restriction. | Low | Increase |
| Cost to transition to lower emissions technology | Short term | Substitution of existing technology and equipment with lower emissions or resource-saving options to comply with the new energy and sustainability standards incurs investment and maintenance costs. | The transition may lead to a need for upgrading existing infrastructure and processes, which could enhance operational efficiency but also require investment in training staff on new technologies and adapting supply chains to incorporate greener options. | Low | Increase |
| Changing customer behaviour | Short term | A change in customer or user behaviour and preferences leads to a loss in customer and income if there is a failure to meet stakeholders' expectations on climate risk management and goals. | In order to manage the cost of raw materials for coffee machine, the Group may need to change the supplier or lower quality materials, which could lead to product quality losses and affect revenue. | Low | Increase |
| Reputation Risk | Short term | The change in customer or user preferences may increase the chance of receiving negative stakeholder feedback about the existing VMs and EGEs services. It may affect the reputation of the Group. | Having a bad reputation will cause bad word-of-mouth, leading to a decrease in clients and sponsor partnership, thus resulting in downfall of revenue and income. | Low | Increase |

ENVIRONMENTAL, SOCIAL AND GOVERNANCE REPORT

Measures to cope with the climate-related physical and transition risks

| Climate-related Risk | Management approach | Mitigation measures |
|---|---|---|
| Physical Risks | | |
| Extreme weather | The Group has formulated the Code of Practice during Typhoon, Heavy Rain, Thunderstorm and Storm Surge Warnings to provide clear guidelines for employees to cope with the situation of typhoon, heavy rain warning signal, thunderstorm warning signal and storm surge warning signal. | <p>Employees are advised to remain in a safe place during extreme weather events until it is safe to resume normal activities.</p> <p>For choosing goods and raw materials for the vending machines and coffee machine business, priority is given to the brands in Macau in order to reduce the risk of transport disruption of machines and equipment under extreme weather events.</p> |
| Transition Risks | | |
| Tightening of climate-related policies | <p>Conduct meetings to gather up more opinion and ideas to have a good budgeting and able to process the policy in long period of time.</p> <p>The Group may consider implementing a sustainability-focused business model, which could include investing in greener technologies and practices, enhancing compliance training for staff, and establishing partnerships with environmentally responsible suppliers.</p> | <p>The Group might engage in both direct efforts, such as adopting energy-efficient technologies and indirect efforts like participating in industry collaborations aimed at improving environmental standards across the sector.</p> <p>Additionally, the Group could explore carbon offset initiatives to mitigate its environmental impact.</p> |
| Cost to transition to lower emissions technology | The Group may consider adopting a proactive approach by investing in research and development for sustainable technologies, potentially partnering with tech firms specializing in green solutions, or exploring funding opportunities that support eco-friendly initiatives. | Direct efforts could include implementing energy-efficient systems in operations, while indirect efforts might involve engaging in industry collaborations that promote sustainable practices and sharing best practices with other companies in the sector. |

ENVIRONMENTAL, SOCIAL AND GOVERNANCE REPORT

| Climate-related Risk | Management approach | Mitigation measures |
|------------------------------------|---|---|
| Physical Risks | | |
| Changing customer behaviour | The Group shall maintain regular and effective stakeholder engagement to better understand the rapidly evolving consumer market. | To mitigate the transition risks, the Group regularly researches stakeholders' preferences on climate-related performance and disclosure and ensures transparent communication with stakeholders. |
| Reputation Risk | The Group may need to revise its product offerings and marketing strategies to align with evolving consumer expectations regarding sustainability and corporate responsibility. This could involve sourcing more sustainable materials and enhancing the environmental performance of its products. | By understanding the preferences and concerns of stakeholders, the Group will be more able to provide services which can meet the stakeholders' expectations. |

Climate-related Opportunities

In the long term, an increase in global mean temperatures may result in an increase in sales of cold drinks and cooling products from smart vending machines. It is an opportunity for the Group to boost its revenue by developing more smart vending machine businesses to meet the increasing market demand for cooling products under extremely hot weather conditions.

This shift towards VMs will enable the Group to access new and emerging markets, particularly in areas where traditional retail may struggle to meet the demand for cold drinks. Through further integration with VMs business, the Group may also potentially access new and more efficient suppliers, particularly those specializing in technology and sustainable cooling solutions, thus improving overall operational efficiency and sustainability.

This diversification can enhance the Group's resilience against market fluctuations, and will likely allow the Group to pursue more in-depth changes in its business model. This may involve investing in innovative technology for machine operation, establishing partnerships with beverage suppliers, and exploring franchising opportunities to broaden market reach.

Metrics and Targets

To measure the level and impact of the Group's climate-related risks, the Group monitors metrics and indicators to ensure an effective and quantitative assessment. The Group monitors and reviews its Scope 1, Scope 2, and Scope 3 GHG emissions (in tCO₂eq.), total GHG emissions (in tCO₂eq.) and the GHG emission intensity (in tCO₂eq./m²) and (in tCO₂eq./employee) regularly. The GHG emission data and information about target setting are shown in the section "A1. Emissions" of this report.

ENVIRONMENTAL, SOCIAL AND GOVERNANCE REPORT

B. SOCIAL

1. Employment and labour practices

Employees are the cornerstone of a successful business. The Group is dedicated to maintaining an inclusive culture and offers a safe working environment with positive reinforcement, where employees can enjoy a good work-life balance. Our commitment to being a caring employer that offers equal opportunity is demonstrated through our employment policies and employee engagement initiatives. To ensure that the Group can operate according to professional and ethical labour practices, we have provided clear instructions and developed a detailed set of working protocols with robust control mechanisms. The Group stringently complies with all applicable laws and regulations concerning employment and labour practices, including but not limited to the following:

- Labour Relations Law (Law no. 7/2008)
- Act on the Employment Policy and Labour Rights (Law no. 4/98/M)
- Law on Minimum Wage for Employee (Law no. 5/2020)

In the Reporting Period, the Group hired employees of different nationalities, including Mainland China, Hong Kong, Macau, Malaysia and the Philippines, thereby creating a culturally diverse work community. The Group strives to promote an environment with equality and open communication between employees and employers that allow for suggestions to be made freely. Additionally, the Group aims to be accommodating and understanding with all levels of staff to assist and support them if required. Annual appraisals are made fairly and reasonably after year-end reviews and evaluations of staff performance.

During the Reporting Period, the Group had also appointed its first female director since its company listing. This change reflects the Group's ongoing commitment to diversity, and the Group aims to implement further positive equity and inclusive changes in its corporate governance and employment practices.

No non-compliance with relevant laws and regulations that have a significant impact on the Group relating to compensation and dismissal, recruitment and promotion, working hours, rest periods, equal opportunity, diversity, anti-discrimination, and other benefits and welfare had been identified during the Reporting Period.

ENVIRONMENTAL, SOCIAL AND GOVERNANCE REPORT

B1. Employment

B1.1 Employment Figures

As of 31 December 2024, the Group had a total number of 38 employees, all of which worked in Macau SAR. See Figures 1–5 for the detailed composition of the Group’s workforce.

Figure 1 Total Workforce by Employment Type

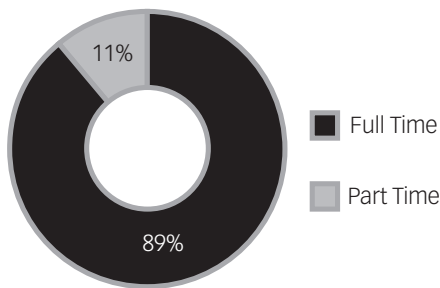


Figure 2 Total Workforce by Employee Category

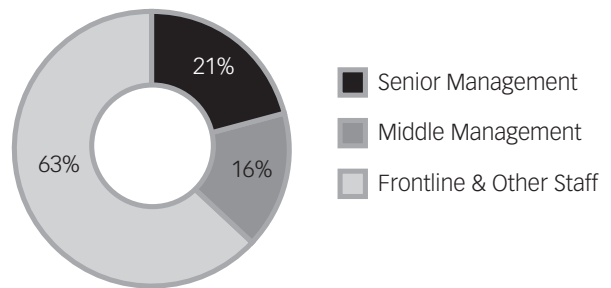


Figure 3 Total Workforce by Age

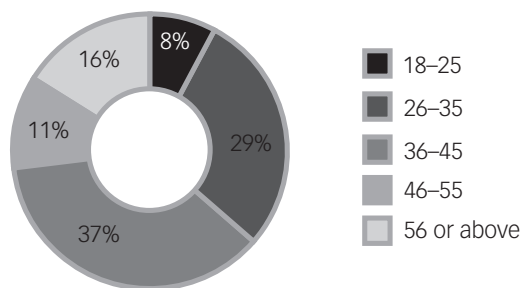


Figure 4 Total Workforce by Gender

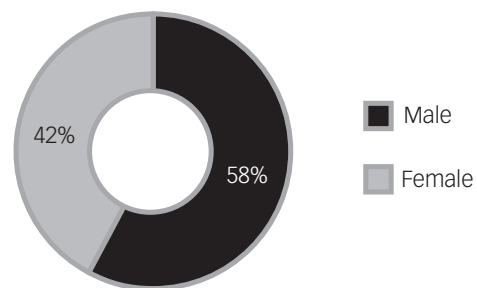
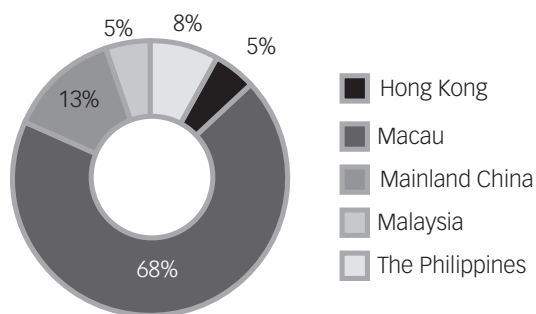


Figure 5 Total Workforce by Nationality



ENVIRONMENTAL, SOCIAL AND GOVERNANCE REPORT

B1.2 Turnover Rate

A total of 8 employees left the Group during the Reporting Period, resulting in a turnover rate of 21% for the Group. This represents an increase of 62% in comparison to the Last Reporting Period. The employee turnover rate by gender, age group, nationality, and geographical location are as follows:

| Turnovers | 2024 | |
|---------------------------------|--------|---------------|
| | Number | Turnover Rate |
| By Gender | | |
| Male | 6 | 27.27% |
| Female | 2 | 12.50% |
| By Age Group | | |
| 18–25 | 0 | 0.00% |
| 26–35 | 6 | 54.55% |
| 36–45 | 0 | 0.00% |
| 46–55 | 2 | 50.00% |
| 55 or above | 0 | 0.00% |
| By Nationality | | |
| Hong Kong | 0 | 0.00% |
| Macau | 7 | 26.92% |
| Mainland China | 1 | 20.00% |
| Malaysia | 0 | 0.00% |
| Philippines | 0 | 0.00% |
| By Geographical Location | | |
| Macau | 8 | 21.05% |

The Group has continued to implement initiatives to retain staff during the Reporting Period, including:

- encouraging feedback and improving employee benefits and welfare;
- encouraging open communication between employees and facilitating higher levels of discussion of opinion between team leaders and staff;
- establishing different channels and opportunities for staff to raise comments and concerns;
- providing opportunities for career and skills development, and cultivating a sense of teamwork amongst employees through bonding activities;
- recognising the talent of employees and appointing them to work in their most suitable positions to allow for maximum efficiency and the most rewarding experience.

The Group will continue to review and improve its remuneration policies to acknowledge its employees' hard work.

ENVIRONMENTAL, SOCIAL AND GOVERNANCE REPORT

B1.3 Employee Policies

The Employee Handbook continues to serve as the guideline and working procedure to manage employment and labour-related practices.

In terms of employees' benefits and welfare, the Group ensures they are continually provided under all applicable laws and regulations. Employees are entitled to paid annual leave, sick leave, marriage leave, maternity leave, paternity leave, injury leave, compensation leave, breastfeeding breaks, etc. Additionally, employees are entitled to medical and dental insurance such that their well-being is protected. For Blue Card employees who hold a working visa, an accommodation allowance is also granted. The Group offers employees a holiday package following Macau's government public holidays, which complies with Decree Law No. 60/2000 on Public Holidays. The Group strives to encourage employees to spend time with their families with the unpaid leave policy, which includes the allowance of taking three days of no-pay leave and one-day Annual Leave to volunteer per month. Starting from the Reporting Period, the Group has increased the number of maternity leave and parental leave days for all employees. The number of maternity leaves is increased from 56 days to 70 days, and the number of parental leaves is increased from 3 days to 5 days. Besides, the staff annual leave plan has been revised based on the Seniority. For those who have served the Group for more than 2 years, he or she will have 1 additional annual leave each year which can be used at any time throughout the year. Upon reaching 10 years of employment, the maximum annual leave period will increase to 15 days. The Group believes that work-life balance is important for the well-being of all employees. Overtime work is not encouraged. The Group maintains work time flexibility for employees which can balance their family, life and work.

Performance evaluations are held annually for each employee to analyse their work for appraisals and promotions. Those who have outperformed their responsibilities and expectations will be considered for a promotion or appraisal, and those who fail to reach their goals will be reached out to by managerial and directorial level staff. Together, the Group will attempt to resolve any issues and be understanding and supportive of any issues that the employee may be having, so that appropriate solutions can be figured out together. When an appraisal is completed, the Group shares its comments with its employees and welcomes feedback from everyone looking for a change. To provide more opportunities for employees to reflect their views, there is also a suggestion box which employees are encouraged to make use of. Guidance and additional training are offered to employees if necessary. Finally, a fully functional remuneration committee that was formed since 2017 also reviews and recommends remuneration-related matters and reports to the directors and senior management.

ENVIRONMENTAL, SOCIAL AND GOVERNANCE REPORT

The Group embraces effective communication with employees as it believes that this is essential in strengthening an employee's sense of belonging within the company, thereby increasing the satisfaction that employees feel as they continue to work with the Group. Therefore, all employees are welcomed to communicate with their corresponding senior management and department heads if they are facing any work-related or personal issues. The Group emphasises company bonding and holds lunch gatherings, seasonal parties, and other activities to encourage team building and strengthen the sense of belonging among employees. Some activities which were held during the Reporting Period to strengthen the connection among employees include Christmas parties, annual reunion dinners, team-building activities, and gift giving to all staff during festivals such as the Mid-Autumn Festival. Additionally, the Group holds a strong belief that the positive environment plays an important role in assisting employees to achieve their full potential. The Group promotes equality and respect, and strongly discourages any forms of discrimination, which is not evident within the working community. The Group also ensures that a welcoming atmosphere is evident for feedback to be given by employees. All employees are entitled to the same opportunities and benefits, and the treatment of employees remains equal regardless of gender, nationality, marital status, disability, religious beliefs, etc.

B2. Employee Health and Safety

The Group places the utmost importance on providing a safe working environment for its employees. The Group strictly complies with the local laws relating to employee health and safety, including but not limited to Labour Relations Law (Law no. 7/2008, Article 12), the Convention Concerning Occupational Safety and Health and the Working Environment (ILO No. 155), and the guidelines issued by the Labour Affairs Bureau in tropical storms, rainstorms, and adverse weather conditions.

The Group has formulated the Code of Practice during Typhoon, Heavy Rain, Thunderstorm and Storm Surge Warnings to provide clear guidelines for employees to understand the working arrangement and maintain their safety under the situation of typhoon, heavy rain warning signal, thunderstorm warning signal and storm surge warning signal. Fire service installations, such as emergency lights, fire extinguishers, fire hose reels, sprinkler systems, exit signs, etc. are all distributed in the Group's workplaces and maintained regularly. The Group ensures that employees are familiar with fire safety and evacuation plans of the office building in case of any emergencies. To allow the treatment of minor injuries, first aid boxes are readily available at accessible locations.

In addition, the Group maintains a system to clean the workplace daily and regularly changes the filters of the air conditioners to ensure that a healthy indoor environment is available for its employees. The Group also welcomes desk plants to enhance employees' mood and efficiency. The Group has installed an exhaust system in the office that facilitates better air circulation in the workplace. During the Reporting Period, the Group to maintain the warehouse, office and repair centre area through the "5S" management concept, comprising of: sorting, setting in order, shining, standardising, and sustaining. This will contribute to better housekeeping practices, and thus, a better working environment for employees. It is expected that by keeping the workplace in order, employees will feel at ease and the overall efficiency of work can improve.

ENVIRONMENTAL, SOCIAL AND GOVERNANCE REPORT

The Group regards basic hygiene in the workplace of utmost importance for all staff. Alcohol-based hand sanitisers are placed in all public areas such as reception, pantry, open office area, and meeting rooms. Medical thermometers have been set up and are available for use should any employee wish to do so. Besides, daily routine cleaning is arranged in all areas of the office to maintain clean and hygienic working environment.

Work-Related Fatalities and Lost Days

| | 2024 | 2023 | 2022 |
|-------------------------|------|------|------|
| Work-Related fatalities | 0 | 0 | 0 |
| Lost Days | 0 | 0 | 0 |

There were no work-related fatalities or injury cases in the past 3 years, including the Reporting Period. Additionally, there were no instances of non-compliance regarding laws and regulations which relate to providing a safe working environment and protecting employees from occupational hazards were identified.

B3. Development and Training

The Group provides comprehensive career development and training to all employees. All technology-related department employees in the Group are encouraged to take the Safety Card Course offered by the Macau SAR government. Employee performance evaluations, training assessments, and questionnaires are regularly conducted to ensure sufficient and appropriate training is identified and conducted for employees. Following that, the Group will arrange high-quality and professional training for employees as preparation for the various challenges they may face in their work, as well as for future development needs.

ENVIRONMENTAL, SOCIAL AND GOVERNANCE REPORT

Development and Training Figures

By employee category

| | | |
|---------------------------|---|--------|
| Senior Management | Percentage of employees trained | 25.00% |
| | Average training hours completed per employee | 0.69 |
| Middle management | Percentage of employees trained | 50.00% |
| | Average training hours completed per employee | 6.25 |
| Frontline and other staff | Percentage of employees trained | 20.83% |
| | Average training hours completed per employee | 0.54 |

By gender

| | | |
|--------|---|--------|
| Male | Percentage of employees trained | 22.73% |
| | Average training hours completed per employee | 0.36 |
| Female | Percentage of employees trained | 31.25% |
| | Average training hours completed per employee | 3.00 |

Overall

| | | |
|-----------------|---|--------|
| Total Employees | Percentage of employees trained | 26.32% |
| | Average training hours completed per employee | 1.47 |

Note: Percentage of employees trained = (total employees who took part in training/total number of employees in respective category as of 31-12-2024)*100%

On a directorial and managerial level, briefings are provided regularly to remind, and further develop their duties and responsibilities. Additionally, during all related training courses, participation is encouraged for directors at the Group's expense to foster further learning with proof of training records. In continuation of the Last Reporting Period, the Group remains in consideration of establishing a formal Training and Development policy to outline training plans in the future.

B4. Labour Standards

The Group strictly complies with the Labour Law of the Macau SAR government, the Convention Concerning the Prohibition and Immediate Action for the Elimination of the Worst Forms of Child Labour (ILO No. 182), as well as Chief Executive Order no. 344/2008 ("**List of jobs prohibited to minors**").

The Human Resources Department has a comprehensive background checking system during the recruitment process, with newly engaged employees required to provide an identification document or Passport upon enrolment in the Group. If a violation of the law is discovered, immediate action in terminating the enrolment will be taken, and the Group will perform detailed investigation and rectification accordingly.

There were no major risks associated with incidents of child labour, forced or compulsory labour within the Group. No non-compliance with relevant laws and regulations that have a significant impact on the Group relating to preventing child and forced labour had been identified during the Reporting Period.

ENVIRONMENTAL, SOCIAL AND GOVERNANCE REPORT

2. Operating Practices

B5. Supply Chain Management

The group follows a detailed and well-established Policy Manual that emphasises and focuses on the procedures of purchases and payments, as well as improving the transparency in the decision-making process that takes place prior to all purchases and transactions. All suppliers must undergo a strict assessment that involves internal evaluation forms, such as the Sample Request and Evaluation Report. Furthermore, prior to the addition of new machines, its suppliers must be listed on the Lists of Approved Manufacturers and Suppliers of Gaming Machines issued by the Gaming Inspection and Coordination Bureau for quality assurance.

In addition to new suppliers, existing suppliers are annually evaluated regarding their performance to ensure that the quality of their goods and services remains at an acceptable level. In this Reporting Period, the Group continued the system of requiring suppliers to provide invoices and electronic documents of approval after a back-and-forth discussion, which also demonstrates the Group's efforts in environmentally sustainable development. Additionally, the Group has introduced the use of an OA system, which offers systematic procedures in document sharing and approval, thereby good ESG performance both internally and externally. The Group is planning to launch a plan for related departments to conduct spontaneous site visits to suppliers to ensure there are no violations or threats of sound ESG practices. Also, the Group is performing due diligence when choosing suppliers. The priority is given to eco-friendly raw materials for production and services and biodegradable products. The Group maintains good cooperation with suppliers to minimize carbon footprint in the procedure of product transportation. Furthermore, the Group strives to encourage all of its suppliers to use recyclable packaging materials to reduce waste in its value chains.

During the Reporting Period, the Group has engaged with suppliers from various regions, namely Macau, Hong Kong, Taiwan, Mainland China, Australia, Slovenia, and the US. The details of different suppliers are shown in the following table.

Number of Machines Parts Suppliers by Region

| Region | Number of supplier(s) | % | Type of supplies |
|----------------|-----------------------|-------|--|
| Macau | 1 | 14.29 | slot machine parts |
| Hong Kong | 1 | 14.29 | slot machine parts |
| Taiwan | 1 | 14.29 | new slot machines, slot machine parts |
| Mainland China | 1 | 14.29 | slot machine parts |
| Australia | 1 | 14.29 | new slot machines, slot machine parts |
| Slovenia | 1 | 14.29 | new slot machines, slot machine parts |
| US | 1 | 14.29 | printers, slot machine parts, technical services |

ENVIRONMENTAL, SOCIAL AND GOVERNANCE REPORT

B6. Product Responsibility

B6.1 Product Labelling, Health and Safety, and Advertising

Due to the business nature, product labelling, and health and safety are not applicable to the Group. Nevertheless, the Group has engaged with its industrial partners, government agencies, customers, and other stakeholders to continuously promote responsible gaming practices. For advertising practices, the Group makes sure to advertise on standard websites, social media, and magazines with provable contents and without forbidden terms and graphics.

No non-compliance with relevant laws and regulations that have a significant impact on the Group relating to health and safety, advertising, labelling and privacy matters relating to products and services provided have been identified during the Reporting Period.

B6.2 Quality Assurance

The Group ensures Quality Assurance and Quality Control procedures are conducted for the installation of machines. The Group has manuals and Standard Operating Procedures which the staff refer to during daily operations. Experienced supervisor(s) are designated to monitor all working procedures onsite. Staff also learn and practice proper procedures with test machines that are provided, and the same tests are performed on all machines. This ensures that all machines are standardised and have the same performance. All products have undergone testing conducted by internationally qualified laboratories to ensure both hardware and software are safe. Regarding the Group's products and services, quality checks are approved by local governors and conducted by qualified market leaders thereby ensuring all games are fair to all end users. Random algorithms are used to test the machines to ensure all games and combinations are unbiased.

The Group cares about the customers' opinions of its services. Hotline and WeChat accounts are set up for Customer Service Department to handle customer enquiries and complaints.

As an EGEs distributor and service provider, there were no product recalls or service complaints due to health and safety reasons received during the Reporting Period.

B6.3 Data Protection

The Group respects the protection of personal data and is committed to complying with the data protection principles and all relevant provisions of the Hong Kong Personal Data (Privacy) Ordinance, the Personal Data Protection Act (Macau SAR), and other applicable laws in regions where the Group operates.

The Group's IT General Control Policies and Procedures set guidelines on the data classification and corresponding protection measures to be taken. Data has been defined into three levels: 1) public, where data is generally open to the public; 2) internal, where data is "official use only"; and 3) restricted, where data is protected by regulations, company policies, and financial reports. All customer data is always kept under the department's control.

ENVIRONMENTAL, SOCIAL AND GOVERNANCE REPORT

The Group's dedicated IT department monitors all the hardware and software to ensure the stability of the network and smooth operations. Personal Computer Security is strictly monitored. For example, individual users shall not install any hardware on their PCs. In addition, it is a violation of security procedures to add or modify hardware, such as RAM, processors, coprocessors, I/O boards or peripheral equipment without the authorisation of management. The Group has not received any complaints regarding breaches of customer privacy.

B6.4 Intellectual Property

As of the end of the Reporting Period, the Group has obtained 21 active design trademarks. The Group strictly protects the Intellectual Property ("IP") of itself and its business partners. Any use of the Group's IP information, be it belonging to the Group or its business partners, is to be reported and approved first. The Group has implemented measures to protect intellectual property rights. For instance, the Group has signed NDA with business partners. All brand logos have been registered as trademarks and protected by related laws and regulations.

B7. Anti-corruption

The Group is committed to upholding integrity and fairness in its business operations which follows all relevant provisions of the Prevention and Suppression of Bribery in the Private Sector. The Group has also strictly followed all relevant anti-corruption laws and regulations, including, but not limited to, the Macau Penal Code (Decree-law no.58/85/M), the Macau Law on Prevention and Suppression of Corruption in the Private Sector (Law no.19/2009), Regime of Prevention and Suppression of Acts of Corruption in Foreign Trade in Macau (Law no.10/2014), Organic Law of the Commission Against Corruption in Macau (Law no.10/2000), the Legal Systems on the Declaration of Assets and Interests (Law no.11/2003), and the Macau Criminal Procedure Code (Decree-Law no.48/96/M).

The Group has formulated a formal Anti-Bribery and Anti-Corruption Policy to maintain a high level of ethical practices in the business. The policy sets out the responsibilities of those who work for the Group regarding observing and upholding a zero-tolerance position on issues related to bribery and corruption. Any act of corruption is to be condemned strongly. The policy applies to all stakeholders, including but not limited to, all employees (whether temporary, fixed-term, or permanent), consultants, contractors, trainees, seconded staff, home workers, casual workers, agency staff, volunteers, interns, agents, sponsors, or any other person(s) associated with the Group. The Group makes sure its employees are committed to acting professionally, fairly, and with integrity in all business dealings and relationships, anywhere the Group operates. The policy clearly states items that employees are entitled to receive and those that shall be refused, especially in the four common areas of, gifts and hospitality, facilitation payments, political contributions, and charitable contributions. It is also the Group's stance that gifts or offerings received by employees shall be disclosed to the compliance manager to avoid any misunderstandings, and gifts sent from suppliers shall always be disclosed. For payments made by the Group to other parties, whether they are charitable contributions, gifts, or any other forms of offering, they shall be legal and ethical, and follow local laws and commonly accepted practices. The Group monitors such payments and procedures by reviewing and controlling the value approved, obtaining relevant justifications, and cross-checking such information, to eliminate any chance of controversies. The Group will consider arranging webinars on anti-corruption for its employees and directors.

ENVIRONMENTAL, SOCIAL AND GOVERNANCE REPORT

The Group has a whistle-blowing system which follows the Group's Unethical Conduct Notification Policy & Procedures. It allows employees to make a report if they are aware of any malpractice. The whistle-blowers should make their complaints to the line manager, the compliance manager or the director. Every reported case will be handled with confidentiality, except for the situation that the Group is required by law or regulation to disclose such cases. The Group ensures that no one suffers any detrimental treatment, or is negatively impacted in any way, as a result of refusing an offer to accept or carry out a bribe or other corrupt activities, or reporting a concern relating to potential act(s) of bribery or corruption. The Group reviews the Whistle-blowing Policy regularly to assess its effectiveness in encouraging the reporting of unethical conduct and investigates the reported cases fairly. The results of the investigation are prepared by the Audit Committee and reported to the Board and the CEO.

During the Reporting Period, 10 members of staff from the Admin and HR department, the equipment warehouse and consultancy and technical sales staff undertook a total of 10 hours of anti-corruption training provided by the Commission Against Corruption ("CCAC") in August 2024. For the anti-corruption training, the Group provides training on the anti-corruption policy as part of the induction process for all new employees. Employees will also receive regular, relevant training annually on how to adhere to this policy.

The Group has not aided, abetted, assisted or colluded with an individual who has committed or conspired to commit any unlawful activities. No non-compliance with relevant laws and regulations that have a significant impact on the Group relating to corruption, bribery, fraud and money laundering had been identified during the Reporting Period.

B8. Community Investment

The Group strives to carry out and practice acts of corporate social responsibility and actively participates in public welfare activities if capacity allows.

The Group has actively sponsored and provided internship programmes to local students, encouraged staff to join charitable and environmentally friendly activities, and supported the developmental activities of the industry which the Group belongs to. During the Reporting Period, the Group has also focused on supporting charities, providing educational opportunities, and charity donations.

The Group is planning to formulate comprehensive formal policies on community engagement in the future.

ENVIRONMENTAL, SOCIAL AND GOVERNANCE REPORT

Community Investment made by the Group during the Reporting Period

| Area of Contribution | The beneficiary of Contribution/Investment in Community | Contribution |
|----------------------------------|---|--|
| Community Care | Purchased Mid-Autumn gift boxes from Macau's NGOs — Fuhong Society of Macau and Associacao dos Familiares Encarregados dos Deficientes Mentais de Macau | 70 pcs of Mid-Autumn gift boxes for employees — Total price: MOP20,398 |
| | Donation supporting Walk for Millions event — Charity Fund From the Readers of Macao Daily News | Donation of MOP3,000 |
| Environmental Protection | Earth Hour 2024 — World Wildlife Fund | Turned off unused lights or appliances on 23rd March 2024 |
| Industry Networking Event | Macau After Dark 26 — Gold sponsorship — Inside Asian Gaming | Sponsorship of MOP18,000 |
| | Power 50 gala dinner — 5 tickets — Inside Asian Gaming | Donation of HKD25,000 |
| | The Industry Party — Gold sponsorship — Inside Asian Gaming | Sponsorship of HKD30,000 |
| | GGRAsia 10th Anniversary Party — Bronze sponsorship — GGRAsia | Sponsorship of HKD10,000 |
| | KGS 35th Anniversary Golf Game — Gift and Transportation Sponsorship — Kellett Golf Society | Sponsorship of MOP27,936.26 |

INDEPENDENT AUDITOR'S REPORT



To the members of

Asia Pioneer Entertainment Holdings Limited

(incorporated in the Cayman Islands with limited liability)

OPINION

We have audited the consolidated financial statements of Asia Pioneer Entertainment Holdings Limited (the “**Company**”) and its subsidiaries (together, the “**Group**”) set out on pages 83 to 156, which comprise the consolidated statement of financial position as at 31 December 2024, and the consolidated statement of profit or loss and other comprehensive income, the consolidated statement of changes in equity and the consolidated statement of cash flows for the year then ended, and notes to the consolidated financial statements, including material accounting policy information.

In our opinion, the consolidated financial statements give a true and fair view of the consolidated financial position of the Group as at 31 December 2024, and of its consolidated financial performance and its consolidated cash flows for the year then ended in accordance with IFRS Accounting Standards issued by the International Accounting Standards Board (“**IASB**”) and have been properly prepared in compliance with the disclosure requirements of the Hong Kong Companies Ordinance.

BASIS FOR OPINION

We conducted our audit in accordance with Hong Kong Standards on Auditing (“**HKSAs**”) issued by the Hong Kong Institute of Certified Public Accountants (“**HKICPA**”). Our responsibilities under those standards are further described in the Auditor’s Responsibilities for the Audit of the Consolidated Financial Statements section of our report. We are independent of the Group in accordance with the HKICPA’s Code of Ethics for Professional Accountants (the “**Code**”), and we have fulfilled our other ethical responsibilities in accordance with the Code. We believe that the audit evidence we have obtained is sufficient and appropriate to provide a basis for our opinion.

INDEPENDENT AUDITOR'S REPORT

KEY AUDIT MATTERS

Key audit matters are those matters that, in our professional judgment, were of most significance in our audit of the consolidated financial statements of the current period. These matters were addressed in the context of our audit of the consolidated financial statements as a whole, and in forming our opinion thereon, and we do not provide a separate opinion on these matters.

Key audit matter

How the matter was addressed in our audit

Revenue recognition on technical sales and distribution of electronic gaming equipment

We identified revenue recognition from technical sales and distribution of electronic gaming equipment as a key audit matter due to the quantitative significance of the transaction amounts to the consolidated statement of profit or loss and other comprehensive income. The Group enters into contracts with customers for technical sales and distribution of electronic gaming equipment. Management has applied judgment to determine the contracts are a single performance obligation as described in note 4 to the consolidated financial statements for revenue recognition.

As disclosed in note 5.1 to the consolidated financial statements, the revenue from technical sales and distribution of electronic gaming equipment for the year ended 31 December 2024 is HK\$38,970,771.

Our audit procedures in relation to revenue recognition on technical sales and distribution of electronic gaming equipment included the following:

- obtained an understanding of the processes and internal control in relation to recognition of revenue from technical sales and distribution of electronic gaming equipment;
- assessed the appropriateness of judgment made by management on revenue recognition on the technical sales and distribution of electronic gaming equipment by reviewing the sales contracts, on a sample basis, with reference to IFRS 15; and
- tested the revenue recognised from technical sales and distribution of electronic gaming equipment, on a sample basis, against sales contracts or orders, approved model list of electronic gaming equipment by local regulatory authorities and customer acknowledgement of delivery and installation to evaluate whether the control of the electronic gaming equipment has passed to the customers.

INDEPENDENT AUDITOR'S REPORT

KEY AUDIT MATTERS *(Continued)*

| Key audit matter | How the matter was addressed in our audit |
|---|---|
| <p><i>Impairment assessment of property and equipment and right-of-use assets</i></p> <p>As at 31 December 2024, the Group has property and equipment of HK\$1,356,962 and right-of-use assets of HK\$3,124,314.</p> <p>Impairment indications were noted as at 31 December 2024. The management performed impairment assessment by measuring the recoverable amount of cash generating units (“CGUs”) to which the property and equipment and right-of-use assets belongs, based on value-in-use of the CGUs supported by future discounted cash flows.</p> <p>We identified the impairment assessment of property and equipment and right-of-use assets as key audit matter because of the level of subjectivity associated with the assumptions used in estimating the recoverable amount of the CGUs, including cash flows forecast, growth rate used to extrapolate the cash flows and the rate at which they are discounted.</p> | <p>Our audit procedures in relation to the impairment assessment of CGUs to which the property and equipment and right-of-use assets belong included the following:</p> <ul style="list-style-type: none"> • reviewed the cash flow forecast of the CGUs prepared by the management; • assessed the reasonableness of key assumptions (including profit margins, long-term growth rate and discount rate) based on our knowledge of the business and industry and taking into account of the accuracy of previous forecasts and historical information; and • tested the management’s sensitivity calculations by applying our own sensitivity analysis to the cash flows forecast, long-term growth rate and discount rate to ascertain the extent to which reasonable adverse changes would, either individually or in aggregate require an impairment of either the property and equipment and right-of-use assets. |

INDEPENDENT AUDITOR'S REPORT

OTHER INFORMATION

The directors are responsible for the other information. The other information comprises all the information in the 2024 annual report of the Company, but does not include the consolidated financial statements and our auditor's report thereon.

Our opinion on the consolidated financial statements does not cover the other information and we do not express any form of assurance conclusion thereon.

In connection with our audit of the consolidated financial statements, our responsibility is to read the other information and, in doing so, consider whether the other information is materially inconsistent with the consolidated financial statements or our knowledge obtained in the audit or otherwise appears to be materially misstated. If, based on the work we have performed, we conclude that there is a material misstatement of this other information, we are required to report that fact. We have nothing to report in this regard.

RESPONSIBILITIES OF DIRECTORS FOR THE CONSOLIDATED FINANCIAL STATEMENTS

The directors are responsible for the preparation of the consolidated financial statements that give a true and fair view in accordance with IFRS Accounting Standards issued by the IASB and the disclosure requirements of the Hong Kong Companies Ordinance, and for such internal control as the directors determine is necessary to enable the preparation of consolidated financial statements that are free from material misstatement, whether due to fraud or error.

In preparing the consolidated financial statements, the directors are responsible for assessing the Group's ability to continue as a going concern, disclosing, as applicable, matters related to going concern and using the going concern basis of accounting unless the directors either intend to liquidate the Group or to cease operations, or have no realistic alternative but to do so.

The directors assisted by the Audit Committee are responsible for overseeing the Group's financial reporting process.

AUDITOR'S RESPONSIBILITIES FOR THE AUDIT OF THE CONSOLIDATED FINANCIAL STATEMENTS

Our objectives are to obtain reasonable assurance about whether the consolidated financial statements as a whole are free from material misstatement, whether due to fraud or error, and to issue an auditor's report that includes our opinion. We report our opinion solely to you, as a body, in accordance with our agreed terms of engagement and for no other purpose. We do not assume responsibility towards or accept liability to any other person for the contents of this report.

Reasonable assurance is a high level of assurance, but is not a guarantee that an audit conducted in accordance with HKSAAs will always detect a material misstatement when it exists. Misstatements can arise from fraud or error and are considered material if, individually or in the aggregate, they could reasonably be expected to influence the economic decisions of users taken on the basis of these consolidated financial statements.

INDEPENDENT AUDITOR'S REPORT

AUDITOR'S RESPONSIBILITIES FOR THE AUDIT OF THE CONSOLIDATED FINANCIAL STATEMENTS *(Continued)*

As part of an audit in accordance with HKSAs, we exercise professional judgment and maintain professional skepticism throughout the audit. We also:

- identify and assess the risks of material misstatement of the consolidated financial statements, whether due to fraud or error, design and perform audit procedures responsive to those risks, and obtain audit evidence that is sufficient and appropriate to provide a basis for our opinion. The risk of not detecting a material misstatement resulting from fraud is higher than for one resulting from error, as fraud may involve collusion, forgery, intentional omissions, misrepresentations, or the override of internal control.
- obtain an understanding of internal control relevant to the audit in order to design audit procedures that are appropriate in the circumstances, but not for the purpose of expressing an opinion on the effectiveness of the Group's internal control.
- evaluate the appropriateness of accounting policies used and the reasonableness of accounting estimates and related disclosures made by the directors.
- conclude on the appropriateness of the directors' use of the going concern basis of accounting and, based on the audit evidence obtained, whether a material uncertainty exists related to events or conditions that may cast significant doubt on the Group's ability to continue as a going concern. If we conclude that a material uncertainty exists, we are required to draw attention in our auditor's report to the related disclosures in the consolidated financial statements or, if such disclosures are inadequate, to modify our opinion. Our conclusions are based on the audit evidence obtained up to the date of our auditor's report. However, future events or conditions may cause the Group to cease to continue as a going concern.
- evaluate the overall presentation, structure and content of the consolidated financial statements, including the disclosures, and whether the consolidated financial statements represent the underlying transactions and events in a manner that achieves fair presentation.
- plan and perform the group audit to obtain sufficient appropriate audit evidence regarding the financial information of the entities or business units within the Group as a basis for forming an opinion on the group financial statements. We are responsible for the direction, supervision and review of the audit work performed for purposes of the group audit. We remain solely responsible for our audit opinion.

We communicate with the Audit Committee regarding, among other matters, the planned scope and timing of the audit and significant audit findings, including any significant deficiencies in internal control that we identify during our audit.

We also provide the Audit Committee with a statement that we have complied with relevant ethical requirements regarding independence, and to communicate with them all relationships and other matters that may reasonably be thought to bear on our independence, and where applicable, actions taken to eliminate threats or safeguards applied.

INDEPENDENT AUDITOR'S REPORT

AUDITOR'S RESPONSIBILITIES FOR THE AUDIT OF THE CONSOLIDATED FINANCIAL STATEMENTS *(Continued)*

From the matters communicated with the Audit Committee, we determine those matters that were of most significance in the audit of the consolidated financial statements of the current period and are therefore the key audit matters. We describe these matters in our auditor's report unless law or regulation precludes public disclosure about the matter or when, in extremely rare circumstances, we determine that a matter should not be communicated in our report because the adverse consequences of doing so would reasonably be expected to outweigh the public interest benefits of such communication.

Grant Thornton Hong Kong Limited

Certified Public Accountants

11th Floor, Lee Garden Two

28 Yun Ping Road

Causeway Bay

Hong Kong SAR

31 March 2025

Lau Kwong Kei

Practising Certificate No.: P07578

CONSOLIDATED STATEMENT OF PROFIT OR LOSS AND OTHER COMPREHENSIVE INCOME

FOR THE YEAR ENDED 31 DECEMBER 2024

| | Notes | 2024 HK\$ | 2023 HK\$ |
|---|-------|---------------------|-----------------|
| Revenue | 5 | 50,752,031 | 29,693,263 |
| Cost of sales and services | | (27,299,347) | (18,804,780) |
| Gross profit | | 23,452,684 | 10,888,483 |
| Other income, gains and losses | 6 | 114,904 | 206,222 |
| (Write-down)/Reversal of write-down of inventories to net realisable value, net | | (518,505) | 1,108,721 |
| Reversal/(Impairment) of expected credit losses (“ECL”), net | 7 | 72,395 | (33,649) |
| Operating expenses | | (20,342,211) | (14,483,732) |
| Finance costs | 8 | (238,667) | (102,505) |
| Profit/(Loss) before income tax | | 2,540,600 | (2,416,460) |
| Income tax credit | 9 | 1,218,269 | 483,131 |
| Profit/(Loss) and total comprehensive income/(expense) for the year | 10 | 3,758,869 | (1,933,329) |
| | | <i>HK cents</i> | <i>HK cents</i> |
| Earnings/(Loss) per share | | | |
| Basic and diluted | 13 | 0.38 | (0.19) |

CONSOLIDATED STATEMENT OF FINANCIAL POSITION

AS AT 31 DECEMBER 2024

| | <i>Notes</i> | 2024 <i>HK\$</i> | 2023 <i>HK\$</i> |
|--|--------------|----------------------------|---------------------|
| ASSETS AND LIABILITIES | | | |
| Non-current assets | | | |
| Property and equipment | 14 | 1,356,962 | 1,777,917 |
| Right-of-use assets | 15 | 3,124,314 | 4,718,534 |
| Deposit for property and equipment | | – | 224,040 |
| Financial asset at FVOCI | 16 | 783,495 | – |
| Rental deposits | 18 | 388,259 | 411,540 |
| | | 5,653,030 | 7,132,031 |
| Current assets | | | |
| Inventories | 17 | 3,197,081 | 3,569,553 |
| Trade and other receivables | 18 | 10,468,057 | 13,046,799 |
| Amount due from a related company | 19 | 195,000 | – |
| Fixed bank deposits | 20 | 4,320,483 | 40,409 |
| Bank balances and cash | | 8,139,417 | 12,243,846 |
| | | 26,320,038 | 28,900,607 |
| Current liabilities | | | |
| Trade and other payables | 21 | 6,458,815 | 7,307,912 |
| Contract liabilities | 22 | 475,869 | 4,681,188 |
| Lease liabilities | 23 | 1,839,504 | 1,878,114 |
| Income tax payable | | 1,327,254 | 2,354,218 |
| | | 10,101,442 | 16,221,432 |
| Net current assets | | 16,218,596 | 12,679,175 |
| Total assets less current liabilities | | 21,871,626 | 19,811,206 |
| Non-current liabilities | | | |
| Lease liabilities | 23 | 1,402,374 | 2,909,517 |
| Deferred tax liabilities | 24 | 374,918 | 566,224 |
| | | 1,777,292 | 3,475,741 |
| Net assets | | 20,094,334 | 16,335,465 |
| EQUITY | | | |
| Share capital | 26 | 10,000,000 | 10,000,000 |
| Reserves | | 10,094,334 | 6,335,465 |
| Total equity | | 20,094,334 | 16,335,465 |

The consolidated financial statements on pages 83 to 156 were approved and authorised for issue by the board of directors on 31 March 2025 and are signed on its behalf by:

Mr. Huie, Allen Tat Yan
Director

Mr. Ng Man Ho Herman
Director

CONSOLIDATED STATEMENT OF CHANGES IN EQUITY

FOR THE YEAR ENDED 31 DECEMBER 2024

| | Share capital HK\$ | Share premium* HK\$ | Merger reserve* HK\$ (Note (a)) | Legal reserve* HK\$ (Note (b)) | Accumulated losses* HK\$ | Total HK\$ |
|---|--------------------------|---------------------------|--|---|--------------------------------|-------------------|
| As at 1 January 2023 | 10,000,000 | 55,098,836 | (3,416,148) | 504,489 | (43,918,383) | 18,268,794 |
| Loss and total comprehensive expense for the year | – | – | – | – | (1,933,329) | (1,933,329) |
| As at 31 December 2023 and 1 January 2024 | 10,000,000 | 55,098,836 | (3,416,148) | 504,489 | (45,851,712) | 16,335,465 |
| Profit and total comprehensive income for the year | – | – | – | – | 3,758,869 | 3,758,869 |
| As at 31 December 2024 | 10,000,000 | 55,098,836 | (3,416,148) | 504,489 | (42,092,843) | 20,094,334 |

* The reserves accounts comprise the Group's reserves of HK\$10,094,334 (2023: HK\$6,335,465) in the consolidated statement of financial position.

Notes:

- (a) The balance of merger reserve represented the share capital of a subsidiary prior to the group reorganisation as part of initial public offering of the Company (the "Reorganisation") and the difference between the nominal value of the shares of the Company issued for the acquisition of that subsidiary and the carrying amount of total equity of that subsidiary at the date of completion of the Reorganisation.
- (b) In accordance with provision of the Macau Commercial Code, the Group's subsidiaries incorporated in Macau are required to transfer a minimum of 25% of the profit after taxation each year to the legal reserve until the balance meets 50% of their registered capital. The reserve is not distributable to shareholders.

CONSOLIDATED STATEMENT OF CASH FLOWS

FOR THE YEAR ENDED 31 DECEMBER 2024

| | Notes | 2024 HK\$ | 2023 HK\$ |
|--|-------|--------------------|--------------|
| Operating activities | | | |
| Profit/(Loss) before income tax | | 2,540,600 | (2,416,460) |
| Adjustments for: | | | |
| Depreciation of property and equipment | 14 | 615,380 | 615,225 |
| Depreciation of right-of-use assets | 15 | 2,027,001 | 1,724,259 |
| Finance costs | 8 | 238,667 | 102,505 |
| Interest income under effective interest method | 6 | – | (293) |
| Bank interest income | 6 | (34,890) | (39,866) |
| (Reversal)/Impairment of ECL, net | 7 | (72,395) | 33,649 |
| Loss on disposal of property and equipment, net | 10 | 17,241 | – |
| Gain on lease modification | 10 | – | (3,615) |
| Write-down/(Reversal of write-down) of inventories to net realisable value, net | | 518,505 | (1,108,721) |
| Operating cash flows before working capital changes | | 5,850,109 | (1,093,317) |
| (Increase)/Decrease in inventories | | (72,573) | 156,877 |
| Decrease/(Increase) in trade and other receivables | | 2,898,458 | (6,630,342) |
| Increase in amount due from a related company | | (195,000) | – |
| (Decrease)/Increase in trade and other payables | | (849,098) | 4,413,211 |
| (Decrease)/Increase in contract liabilities | | (4,205,319) | 4,625,094 |
| <i>Net cash from operating activities</i> | | 3,426,577 | 1,471,523 |
| Investing activities | | | |
| Interest received | | 34,890 | 39,866 |
| Placement of fixed bank deposits | | (4,280,074) | (25) |
| Purchase of property and equipment | 14 | (327,747) | (90,935) |
| Capital contribution to financial asset at FVOCI | 16 | (783,495) | – |
| Proceeds from disposal of property and equipment | | 42,621 | – |
| <i>Net cash used in investing activities</i> | | (5,313,805) | (51,094) |
| Financing activities | | | |
| Repayments of lease liabilities | 30 | (2,217,201) | (2,021,548) |
| Interest paid | 8 | – | (15) |
| <i>Net cash used in financing activities</i> | | (2,217,201) | (2,021,563) |
| Net decrease in cash and cash equivalents | | (4,104,429) | (601,134) |
| Cash and cash equivalents at the beginning of the year | | 12,243,846 | 12,844,980 |
| Cash and cash equivalents at the end of the year, represented by bank balances and cash | | 8,139,417 | 12,243,846 |

NOTES TO THE CONSOLIDATED FINANCIAL STATEMENTS

FOR THE YEAR ENDED 31 DECEMBER 2024

1. GENERAL INFORMATION

Asia Pioneer Entertainment Holdings Limited (the “**Company**”) is a limited liability company incorporated in the Cayman Islands on 22 February 2017. The address of the Company’s registered office is Windward 3, Regatta Office Park, PO Box 1350, Grand Cayman KY1-1108, Cayman Islands. The principal place of business of the Company in the Macau Special Administrative Region is located at EM Macau, Estrada Marginal do Hipódromo N°S 56-66, Industrial Lee Cheung F10. The issued shares have been listed on GEM of The Stock Exchange of Hong Kong Limited (the “**Stock Exchange**”) since 15 November 2017.

As at 31 December 2024, Mr. Huie, Allen Tat Yan, Mr. Ng Man Ho Herman and Mr. Chan Chi Lun collectively are the substantial shareholders of the Company.

The Company is an investment holding company. The Company and its subsidiaries (collectively, the “**Group**”) are principally engaged in:

- (a) the electronic gaming equipment business (the “**EGE Business**”) in Macau as well as other regions in Asia, which can be divided into three divisions:
 - (i) procurement, distribution, assistance in fulfilling the requirement from relevant government authorities and installation of electronic gaming equipment and spare parts and the related after sales services to casino operators (“**Technical Sales and Distribution of Electronic Gaming Equipment**”);
 - (ii) provision of consultancy services to manufacturers of electronic gaming equipment including (a) regulatory consultancy; (b) product design and content consultancy; (c) localisation consultancy; (d) on-site consultancy; and technical and support services to both manufacturers and casino operators (“**Consultancy and Technical Services**”); and
 - (iii) provision of repair services to casino operators (“**Repair Services**”).
- (b) the smart vending machines (“**Smart VM**”) business (the “**Smart VM Business**”) in Macau, which can be divided into three divisions:
 - (i) sales of own goods and consignment sale of various Macau sourced products to consumers and travellers through Smart VM (“**Product Sales through Smart VM**”);
 - (ii) leasing of Smart VM (“**Leasing of Smart VM**”); and
 - (iii) franchising coffee VM under the KATFFEE brand to franchisees (“**Franchise**”).

NOTES TO THE CONSOLIDATED FINANCIAL STATEMENTS

FOR THE YEAR ENDED 31 DECEMBER 2024

2. ADOPTION OF NEW AND AMENDED IFRS ACCOUNTING STANDARDS

2.1 Amended IFRS Accounting Standards that are effective for annual periods beginning on or after 1 January 2024

In the current year, the Group has applied for the first time the following amended IFRS Accounting Standards issued by the International Accounting Standards Board (“IASB”), which are relevant to the Group’s operations and effective for the Group’s consolidated financial statements for the annual period beginning on 1 January 2024:

| | |
|--------------------------------|---|
| Amendments to IFRS 16 | Lease Liability in a Sale and Leaseback |
| Amendments to IAS 1 | Classification of Liabilities as Current or Non-current and related amendments to IFRIC Interpretation 5 (2020) |
| Amendments to IAS 1 | Non-current Liabilities with Covenants |
| Amendments to IAS 7 and IFRS 7 | Supplier Finance Arrangements |

Except for those mentioned below, the adoption of the amended IFRS Accounting Standards had no material impact on how the results and financial position of the Group for the current and prior periods have been prepared and presented.

Amendments to IFRS 16 “Lease Liability in a Sale and Leaseback”

The amendments specify that, in subsequent measurement of the lease liability arising from a sale and leaseback transaction (where the transaction qualifies as a sale under IFRS 15), a seller-lessee determines “lease payments” and “revised lease payments” in a way that does not result in the recognition of a gain or loss that relates to the right of use it retains.

Amendments to IFRS 16 are applied by seller-lessee retrospectively to sale and leaseback transactions entered into after the date of initial application of IFRS 16. The amendments had no impact on the consolidated financial statements of the Group as there are no such arrangement since the initial application of IFRS 16.

Amendments to IAS 1 “Classification of Liabilities as Current or Non-current” (“2020 Amendments”) and related amendments to IFRIC Interpretation 5 and Amendments to IAS 1 “Non-current Liabilities with Covenants” (“2022 Amendments”)

The amendments clarified the classification of debt and other liabilities as current or non-current, depending on whether an entity has a right to defer settlement of the liability for at least twelve months from the end of the reporting period and this right has to be existed at the end of the reporting period. Any expectations about events after the reporting period do not impact the assessment of the classification of the liabilities made at the end of the reporting period as to the classification of the liability.

Covenants of a loan arrangement that an entity must comply with on or before the reporting date (even if the covenant is only assessed after the reporting date) affect the classification of that liability as current or non-current. Covenants that the entity is required to comply with after the reporting date do not affect the classification at the reporting date.

NOTES TO THE CONSOLIDATED FINANCIAL STATEMENTS

FOR THE YEAR ENDED 31 DECEMBER 2024

2. ADOPTION OF NEW AND AMENDED IFRS ACCOUNTING STANDARDS *(Continued)*

2.1 Amended IFRS Accounting Standards that are effective for annual periods beginning on or after 1 January 2024 *(Continued)*

Amendments to IAS 1 “Classification of Liabilities as Current or Non-current” (“2020 Amendments”) and related amendments to IFRIC Interpretation 5 and Amendments to IAS 1 “Non-current Liabilities with Covenants” (“2022 Amendments”) *(Continued)*

The amendments also define “settlements” of a liability, which includes transfer of entity’s own equity instrument. However, if the holder’s conversion option in a convertible bond is classified as equity in accordance with IAS 32, the transfer of equity instruments by exercising the conversion option does not constitute settlement of liability and would be disregarded when determining whether the liability is current or non-current. If the holder’s conversion option is classified as liability, such option must be considered for the determination of current/non-current classification of a convertible bond.

The amendments are applied retrospectively.

Based on the Group’s outstanding liabilities as at 1 January 2024, the application of amendments did not result in reclassification of the Group’s liabilities.

Amendments to IAS 7 and IFRS 7 “Supplier Finance Arrangements”

The amendments to IAS 7 and IFRS 7 clarify the characteristics of supplier finance arrangement (“SFA”) and require additional disclosures to enhance the transparency of SFAs and their effects on an entity’s liabilities, cash flows and exposure to liquidity risk. The additional disclosures required by the amendments complement the existing disclosures in IAS 7 and IFRS 7.

The amendments had no impact on the consolidated financial statements of the Group as there are no such arrangement during the year ended 31 December 2024.

2.2 Issue but not yet effective IFRS Accounting Standards

At the date of authorisation of these consolidated financial statements, certain new and amended IFRS Accounting Standards have been published but are not yet effective, and have not been adopted early by the Group.

| | |
|---|--|
| IFRS 18 | Presentation and Disclosure in Financial Statements ³ |
| IFRS 19 | Subsidiaries without Public Accountability: Disclosures ³ |
| Amendments to IFRS 9 and IFRS 7 | Amendments to the Classification and Measurement of Financial Instruments ² |
| Amendments to IFRS 10 and IAS 28 | Sale or Contribution of Assets between an Investor and its Associate or Joint Venture ⁴ |
| Amendments to IAS 21 | Lack of Exchangeability ² |
| Amendments to IFRS Accounting Standards | Annual Improvements to IFRS Accounting Standards — Volume 11 ² |

¹ Effective for annual periods beginning on or after 1 January 2025

² Effective for annual periods beginning on or after 1 January 2026

³ Effective for annual periods beginning on or after 1 January 2027

⁴ Effective date not yet determined

NOTES TO THE CONSOLIDATED FINANCIAL STATEMENTS

FOR THE YEAR ENDED 31 DECEMBER 2024

2. ADOPTION OF NEW AND AMENDED IFRS ACCOUNTING STANDARDS *(Continued)*

2.2 Issue but not yet effective IFRS Accounting Standards *(Continued)*

The directors anticipate that all of the pronouncements will be adopted in the Group's accounting policy for the first period beginning on or after the effective date of the pronouncement. Information on new and amended IFRS Accounting Standards that are expected to have impact on the Group's accounting policies is provided below. Other new and amended IFRS Accounting Standards are not expected to have a material impact on the Group's consolidated financial statements.

IFRS 18 "Presentation and Disclosure in Financial Statements"

IFRS 18 replaces IAS 1 "Presentation of Financial Statements". It carries forward many of the existing requirements in IAS 1, with limited changes, and some IAS 1 requirements will be moved to IAS 8 "Accounting Policies, Changes in Accounting Estimates and Errors" and IFRS 7 "Financial Instruments: Disclosures".

IFRS 18 will not impact the recognition and measurement of financial statements items but the presentation of them. It introduces three major new requirements, including:

- reporting newly defined subtotals (namely "operating profits" and "profits before financing and income tax"), and classifying items into five newly defined categories (namely "operating", "investing", "financing", "income tax" and "discontinued operation"), depending on the reporting entity's main business activities, in the statement of profit or loss;
- disclosure of management-defined performance measures ("**MPMs**") in a single note to the financial statements; and
- enhanced guidance of aggregation and disaggregation of information in the financial statements.

Besides, narrow-scope amendments have been made to IAS 7 "Statement of Cash Flows", which includes:

- using "operating profit or loss" as the starting point for indirect method for the presentation of operating cash flows purposes; and
- the option for classifying interest and dividend cash flows as operating activities is eliminated.

In addition, there are consequential amendments to several other standards.

IFRS 18, and the amendments to the other IFRS Accounting Standards, are effective for annual period beginning on or after 1 January 2027 and must be applied retrospectively with specific transition provisions. The directors of the Group are still in the process of assessing the impact of IFRS 18, particularly with respect to the structure of the Group's consolidated statement of profit or loss and other comprehensive income, the consolidated statement of cash flows and the additional disclosures required for MPMs. The Group is also assessing the impact of how information is grouped in the consolidated financial statements.

NOTES TO THE CONSOLIDATED FINANCIAL STATEMENTS

FOR THE YEAR ENDED 31 DECEMBER 2024

2. APPLICATION OF NEW AND AMENDMENTS TO IFRS ACCOUNTING STANDARDS

(Continued)

2.2 Issue but not yet effective IFRS Accounting Standards (Continued)

Amendments to IFRS 9 and IFRS 7 “Amendments to the Classification and Measurement of Financial Instruments”

The major changes in amendments to IFRS 9 and IFRS 7 are summarised as follows:

- clarified the date of recognition and derecognition of some financial assets and liabilities, with a new exception for some financial liabilities settled through an electronic cash transfer system;
- clarified and added further guidance for assessing whether a financial asset meets the solely payments of principal and interest (“**SPPI**”) criterion;
- added new disclosures for certain instruments with contractual terms that can change cash flows (e.g. some financial instruments with features linked to the achievement of environment, social and governance targets); and
- updated the disclosures for equity instruments designated at FVOCI.

The amendments are effective for annual reporting periods beginning on or after 1 January 2026 and are applied retrospectively with an adjustment to opening accumulated losses. The amendments that relate to the classification of financial assets as well as the related disclosures can be early adopted and the other amendments can be applied later. The directors of the Group expect that the amendments have no material impact on the consolidated financial statements.

3. SUMMARY OF MATERIAL ACCOUNTING POLICIES

3.1 Basis of preparation

These annual consolidated financial statements have been prepared in accordance with International Financial Reporting Standards issued by the International Accounting Standards Board (“**IASB**”), which collective term includes all applicable individual IFRS Accounting Standards, International Accounting Standards and Interpretations (“**IFRS Accounting Standards**”). The consolidated financial statements also comply with the applicable disclosure requirements of the Hong Kong Companies Ordinance (the “**CO**”) and include the applicable disclosure requirements of the Rules Governing the Listing of Securities on GEM of the Stock Exchange (the “**GEM Listing Rules**”).

The material accounting policies that have been used in the preparation of these consolidated financial statements are summarised below. These policies have been consistently applied to all the years presented unless otherwise stated. The adoption of new or amended IFRS Accounting Standards and the impacts on the Group’s consolidated financial statements, if any, are disclosed in note 2.

The consolidated financial statements have been prepared on the historical cost basis, except for financial asset at fair value through other comprehensive income which is stated at fair values. The measurement bases are fully described in the accounting policies below.

NOTES TO THE CONSOLIDATED FINANCIAL STATEMENTS

FOR THE YEAR ENDED 31 DECEMBER 2024

3. SUMMARY OF MATERIAL ACCOUNTING POLICIES *(Continued)*

3.1 Basis of preparation *(Continued)*

It should be noted that accounting estimates and assumptions are used in preparation of the consolidated financial statements. Although these estimates are based on management's best knowledge and judgment of current events and actions, actual results may ultimately differ from those estimates. The areas involving a higher degree of judgment or complexity, or areas where assumptions and estimates are significant to the consolidated financial statements are disclosed in note 4.

3.2 Basis of consolidation

The consolidated financial statements incorporate the financial statements of the Company and its subsidiaries made up to 31 December each year.

Subsidiaries are entities controlled by the Group. The Group controls an entity when the Group is exposed, or has rights, to variable returns from its involvement with the entity and has the ability to affect those returns through its power over the entity. When assessing whether the Group has power over the entity, only substantive rights relating to the entity (held by the Group and others) are considered.

The Group includes the income and expenses of a subsidiary in the consolidated financial statements from the date it gains control until the date when the Group ceases to control the subsidiary.

Intra-group transactions, balances and unrealised gains and losses on transactions between group companies are eliminated in preparing the consolidated financial statements. Where unrealised losses on sales of intra-group asset are reversed on consolidation, the underlying asset is also tested for impairment from the Group's perspective. Amounts reported in the financial statements of subsidiaries have been adjusted where necessary to ensure consistency with the accounting policies adopted by the Group.

Changes in the Group's interests in subsidiaries that do not result in a loss of control are accounted for as equity transactions, whereby adjustments are made to the amounts of controlling interests within consolidated equity to reflect the change in relative interests, but no adjustments are made to goodwill and no gain or loss is recognised.

When the Group loses control of a subsidiary, the profit or loss on disposal is calculated as the difference between (i) the aggregate of the fair value of the consideration received and the fair value of any retained interest and (ii) the previous carrying amount of the assets (including goodwill), and liabilities of the subsidiary and any non-controlling interests. Where certain assets of the subsidiary are measured at revalued amounts or fair values and the related cumulative gain or loss has been recognised in other comprehensive income and accumulated in equity, the amounts previously recognised in other comprehensive income and accumulated in equity are accounted for as if the Company had directly disposed of the related assets (i.e., reclassified to profit or loss or transferred directly to retained profits). The fair value of any investment retained in the former subsidiary at the date when control is lost is regarded as the fair value on initial recognition for subsequent accounting under IFRS 9 "Financial Instruments" or, when applicable, the cost on initial recognition of an investment in an associate or a joint venture.

NOTES TO THE CONSOLIDATED FINANCIAL STATEMENTS

FOR THE YEAR ENDED 31 DECEMBER 2024

3. SUMMARY OF MATERIAL ACCOUNTING POLICIES *(Continued)*

3.2 Basis of consolidation *(Continued)*

In the Company's statement of financial position, subsidiaries are carried at cost less any impairment loss unless the subsidiary is held for sale or included in a disposal group. Cost also includes direct attributable costs of investment.

The results of subsidiaries are accounted for by the Company on the basis of dividends received and receivable at the end of the reporting period. All dividends whether received out of the investee's pre- or post-acquisition profits are recognised in the Company's profit or loss.

3.3 Revenue from contracts with customers

The Group recognises revenue when (or as) a performance obligation is satisfied, i.e. when "control" of the goods or services underlying the particular performance obligation is transferred to the customer.

A performance obligation represents a good or service (or a bundle of goods or services) that is distinct or a series of distinct goods or services that are substantially the same.

Control is transferred over time and revenue is recognised over time by reference to the progress towards complete satisfaction of the relevant performance obligation if one of the following criteria is met:

- the customer simultaneously receives and consumes the benefits provided by the Group's performance as the Group performs;
- the Group's performance creates or enhances an asset that the customer controls as the Group performs; or
- the Group's performance does not create an asset with an alternative use to the Group and the Group has an enforceable right to payment for performance completed to date.

Otherwise, revenue is recognised at a point in time when the customer obtains control of the distinct good or service.

A contract asset represents the Group's right to consideration in exchange for goods or services that the Group has transferred to a customer that is not yet unconditional. It is assessed for impairment in accordance with IFRS 9. In contrast, a receivable represents the Group's unconditional right to consideration, i.e. only the passage of time is required before payment of that consideration is due.

A contract liability represents the Group's obligation to transfer goods or services to a customer for which the Group has received consideration (or an amount of consideration is due) from the customer.

A contract asset and a contract liability relating to the same contract are accounted for and presented on a net basis.

NOTES TO THE CONSOLIDATED FINANCIAL STATEMENTS

FOR THE YEAR ENDED 31 DECEMBER 2024

3. SUMMARY OF MATERIAL ACCOUNTING POLICIES *(Continued)*

3.3 Revenue from contracts with customers *(Continued)*

Contracts with multiple performance obligations (including allocation of transaction price)

For contracts that contain more than one performance obligation, the Group allocates the transaction price to each performance obligation on a relative stand-alone selling price basis.

The stand-alone selling price of the distinct good or service underlying each performance obligation is determined at contract inception. It represents the price at which the Group would sell a promised good or service separately to a customer. If a stand-alone selling price is not directly observable, the Group estimates it using appropriate techniques such that the transaction price ultimately allocated to any performance obligation reflects the amount of consideration to which the Group expects to be entitled in exchange for transferring the promised goods or services to the customer.

Over time revenue recognition: measurement of progress towards complete satisfaction of a performance obligation

Output method

The progress towards complete satisfaction of a performance obligation is measured based on output method, which is to recognise revenue on the basis of direct measurements of the value of the goods or services transferred to the customer to date relative to the remaining goods or services promised under the contract, that best depict the Group's performance in transferring control of goods or services.

As a practical expedient, if the Group has a right to consideration in an amount that corresponds directly with the value of the Group's performance completed to date, the Group bills a fixed amount for monthly service provided, the Group recognises revenue in the amount to which the Group has the right to invoice.

Warranties

For assurance-type warranties, the promised service does not represent a separate performance obligation. In that case, no portion of the transaction price is allocated to the warranty.

Existence of significant financing component

In determining the transaction price, the Group adjusts the promised amount of consideration for the effects of the time value of money if the timing of payments agreed (either explicitly or implicitly) provides the customer or the Group with a significant benefit of financing the transfer of goods or services to the customer. In those circumstances, the contract contains a significant financing component. A significant financing component may exist regardless of whether the promise of financing is explicitly stated in the contract or implied by the payment terms agreed to by the parties to the contract.

For contracts where the period between payment and transfer of the associated goods or services is less than one year, the Group applies the practical expedient of not adjusting the transaction price for any significant financing component.

NOTES TO THE CONSOLIDATED FINANCIAL STATEMENTS

FOR THE YEAR ENDED 31 DECEMBER 2024

3. SUMMARY OF MATERIAL ACCOUNTING POLICIES *(Continued)*

3.3 Revenue from contracts with customers *(Continued)*

Principal versus agent

When another party is involved in providing goods or services to a customer, the Group determines whether the nature of its promise is a performance obligation to provide the specified goods or services itself (i.e. the Group is a principal) or to arrange for those goods or services to be provided by the other party (i.e. the Group is an agent).

The Group is a principal if it controls the specified good or service before that good or service is transferred to a customer.

The Group is an agent if its performance obligation is to arrange for the provision of the specified good or service by another party. In this case, the Group does not control the specified good or service provided by another party before that good or service is transferred to the customer. When the Group acts as an agent, it recognises revenue in the amount of any fee or commission to which it expects to be entitled in exchange for arranging for the specified goods or services to be provided by the other party.

Sales of goods through Smart VM

The Group operates Smart VM for selling various Macau sourced products to consumers and travellers. Revenue from sales of goods are recognised when the control of the product has transferred to the customer. There was no right of return for the sales to the end customer. The sales are settled through convenient e-payment systems.

All of Smart VM are directly operated by the Group, certain consignment goods are dispensed by the Group's Smart VM for selling to the ultimate customer. The Group acts as an agent rather than the principal in the transaction since the Group is not primarily responsible for fulfilling the promise to provide the goods to the ultimate customers, does not take inventory risk and has no pricing latitude. Hence the Group do not obtain the control of goods before they are transferred to the ultimate customer. Revenue is recognised when control of the products has transferred to the ultimate customer.

Franchise

The Group enters into contracts with customers (franchisees) for franchising coffee VM under its KATFFEE brand and sales of coffee raw materials. The licence forms a component of the coffee VM and that is integral to the functionality of the coffee VM. Therefore, the promise to grant the license is not distinct from the sales of coffee VM and they are accounted together as a single performance obligation. The revenue of franchise license, sales of VM and sales of coffee raw materials to customer are recognised when or as the Group transfers control of the assets to the customer. Control transfers at the point in time when the goods are delivered and the customer has accepted the goods.

Leasing of Smart VM

The Group earns rental income from operating leases of vending machines. Rental income is recognised on a straight-line basis over the term of the lease. Accounting policies for rental income are set out in note 3.4.

NOTES TO THE CONSOLIDATED FINANCIAL STATEMENTS

FOR THE YEAR ENDED 31 DECEMBER 2024

3. SUMMARY OF MATERIAL ACCOUNTING POLICIES *(Continued)*

3.3 Revenue from contracts with customers *(Continued)*

Incremental costs of obtaining a contract

Incremental costs of obtaining a contract are those costs that the Group incurs to obtain a contract with a customer that it would not have incurred if the contract had not been obtained.

The Group recognises such costs as an asset if it expects to recover these costs. The asset so recognised is subsequently amortised to profit or loss on a systematic basis that is consistent with the transfer to the customer of the goods or services to which the assets relate.

The Group applies the practical expedient of expensing all incremental costs to obtain a contract if these costs would otherwise have been fully amortised to profit or loss within one year.

3.4 Leases

Definition of a lease

A contract is, or contains, a lease if the contract conveys the right to control the use of an identified asset for a period of time in exchange for consideration.

The Group assesses whether a contract is or contains a lease based on the definition under IFRS 16 "Leases" at inception, modification date or acquisition date, as appropriate. Such contract will not be reassessed unless the terms and conditions of the contract are subsequently changed.

The Group as a lessee

Allocation of consideration to components of a contract

For contract that contains a lease component and one or more additional lease or non-lease components, the Group allocates the consideration in the contract to each lease component on the basis of the relative stand-alone price of the lease component and the aggregate stand-alone price of the non-lease components.

The Group also applies practical expedient not to separate non-lease components from lease component, and instead account for the lease component and any associated non-lease components as a single lease component.

As a practical expedient, leases with similar characteristics are accounted on a portfolio basis when the Group reasonably expects that the effects on the consolidated financial statements would not differ materially from individual leases within the portfolio.

Short-term leases

The Group applies the short-term lease recognition exemption to leases of car parks, warehouses, dormitories and premises for vending machines that have a lease term of 12 months or less from the commencement date and do not contain a purchase option. Lease payments on short-term leases are recognised as expense on a straight-line basis or another systematic basis over the lease term.

NOTES TO THE CONSOLIDATED FINANCIAL STATEMENTS

FOR THE YEAR ENDED 31 DECEMBER 2024

3. SUMMARY OF MATERIAL ACCOUNTING POLICIES *(Continued)*

3.4 Leases *(Continued)*

The Group as a lessee (Continued)

Right-of-use assets

The cost of right-of-use asset includes:

- the amount of the initial measurement of the lease liability;
- any lease payments made at or before the commencement date, less any lease incentives received;
- any initial direct costs incurred by the Group; and
- an estimate of costs to be incurred by the Group in dismantling and removing the underlying assets, restoring the site on which it is located or restoring the underlying asset to the condition required by the terms and conditions of the lease.

Right-of-use assets are measured at cost, less any accumulated depreciation and impairment losses, and adjusted for any remeasurement of lease liabilities.

Right-of-use assets in which the Group is reasonably certain to obtain ownership of the underlying leased assets at the end of the lease term are depreciated from commencement date to the end of the useful life. Otherwise, right-of-use assets are depreciated on a straight-line basis over the shorter of its estimated useful life and the lease term.

The Group presents right-of-use assets as a separate line item on the consolidated statement of financial position.

Refundable rental deposits

Refundable rental deposits paid are accounted under IFRS 9 and initially measured at fair value. Adjustments to fair value at initial recognition are considered as additional lease payments and included in the cost of right-of-use assets.

Lease liabilities

At the commencement date of a lease, the Group recognises and measures the lease liability at the present value of lease payments that are unpaid at that date. In calculating the present value of lease payments, the Group uses the incremental borrowing rate at the lease commencement date if the interest rate implicit in the lease is not readily determinable.

NOTES TO THE CONSOLIDATED FINANCIAL STATEMENTS

FOR THE YEAR ENDED 31 DECEMBER 2024

3. SUMMARY OF MATERIAL ACCOUNTING POLICIES *(Continued)*

3.4 Leases *(Continued)*

The Group as a lessee (Continued)

Lease liabilities (Continued)

The lease payments include:

- fixed payments (including in-substance fixed payments) less any lease incentives receivable;
- variable lease payments that depend on an index or a rate, initially measured using the index or rate as at the commencement date;
- amounts expected to be payable by the Group under residual value guarantees;
- the exercise price of a purchase option if the Group is reasonably certain to exercise the option; and
- payments of penalties for terminating a lease, if the lease term reflects the Group exercising an option to terminate the lease.

After the commencement date, lease liabilities are adjusted by interest accretion and lease payments.

The Group remeasures lease liabilities (and makes a corresponding adjustment to the related right-of-use assets) whenever:

- the lease term has changed or there is a change in the assessment of exercise of a purchase option, in which case the related lease liability is remeasured by discounting the revised lease payments using a revised discount rate at the date of reassessment; or
- the lease payments change due to changes in market rental rates following a market rent review in which cases the related lease liability is remeasured by discounting the revised lease payments using the initial discount rate.

The Group presents lease liabilities as a separate line item on the consolidated statement of financial position.

Lease modifications

The Group accounts for lease modification as a separate lease if:

- the modification increases the scope of the lease by adding the right to use one or more underlying assets; and
- the consideration for the leases increases by an amount commensurate with the stand-alone price for the increase in scope and any appropriate adjustments to that stand-alone price to reflect the circumstances of the particular contract.

NOTES TO THE CONSOLIDATED FINANCIAL STATEMENTS

FOR THE YEAR ENDED 31 DECEMBER 2024

3. SUMMARY OF MATERIAL ACCOUNTING POLICIES (Continued)

3.4 Leases (Continued)

The Group as a lessee (Continued)

Lease modifications (Continued)

For lease modification that is not accounted for as a separate lease, the Group remeasures the lease liability based on the lease term of the modified lease by discounting the revised lease payments using a revised discount rate at the effective date of the modification.

The Group accounts for the remeasurement of lease liabilities by making corresponding adjustments to the relevant right-of-use asset. When the modified contract contains a lease component and one or more additional lease or non-lease components, the Group allocates the consideration in the modified contract to each lease component on the basis of the relative stand-alone price of the lease component and the aggregate stand-alone price of the non-lease components.

A lessee applying the practical expedient accounts for changes in lease payments resulting from rent concessions the same way it would account for the changes applying IFRS 16 if the changes were not a lease modification. Forgiveness or waiver of lease payments are accounted for as variable lease payments. The related lease liabilities are adjusted to reflect the amounts forgiven or waived with a corresponding adjustment recognised in profit or loss in the period in which the event occurs.

The Group as a lessor

As a lessor, the Group classifies its leases as either operating or finance leases.

A lease is classified as a finance lease if it transfers substantially all the risks and rewards incidental to ownership of the underlying asset, and classified as an operating lease if it does not.

The Group earns rental income from operating leases of vending machines. Rental income is recognised on a straight-line basis over the term of the lease.

3.5 Foreign currency translation

The consolidated financial statements are presented in Hong Kong dollars (“**HK\$**”), which is also the functional currency of the Company.

In the individual financial statements of the consolidated entity, foreign currency transactions are translated into the functional currency of the individual entity using the exchange rates prevailing on the dates of the transactions. At the end of the reporting period, monetary assets and liabilities denominated in foreign currencies are translated at the foreign exchange rates ruling at that date. Foreign exchange gains and losses resulting from the settlement of such transactions and from the retranslation of monetary assets and liabilities at the end of the reporting period are recognised in profit or loss.

NOTES TO THE CONSOLIDATED FINANCIAL STATEMENTS

FOR THE YEAR ENDED 31 DECEMBER 2024

3. SUMMARY OF MATERIAL ACCOUNTING POLICIES *(Continued)*

3.5 Foreign currency translation *(Continued)*

Non-monetary items carried at fair value that are denominated in foreign currencies are retranslated at the rates prevailing on the date when the fair value was determined. Non-monetary items that are measured in terms of historical cost in a foreign currency are not retranslated. When a fair value gain or loss on a non-monetary item is recognised in profit or loss, any exchange component of that gain or loss is also recognised in profit or loss. When a fair value gain or loss on a non-monetary item is recognised in other comprehensive income, any exchange component of that gain or loss is also recognised in other comprehensive income.

In the consolidated financial statements, all individual financial statements of foreign operations, originally presented in a currency different from the Group's presentation currency, have been converted into Hong Kong dollars. Assets and liabilities have been translated into Hong Kong dollars at the closing rates at the end of the reporting period. Income and expenses have been converted into the Hong Kong dollars at the exchange rates ruling at the transaction dates, or at the average rates over the reporting period provided that the exchange rates do not fluctuate significantly. Any differences arising from this procedure have been recognised in other comprehensive income and accumulated separately in the translation reserve in equity.

3.6 Retirement benefit costs

Employees employed by the Group in Macau are members of government-managed social benefit schemes operated by the Macau government. The Macau operation is required to pay a monthly fixed contribution to the social benefits schemes to fund the benefits. The only obligation of the Group with respect to the social benefits scheme operated by the Macau government is to make the required contributions under the scheme.

Payments to the defined contribution retirement scheme are recognised as an expense when employees have rendered service entitling them to the contributions.

During the years ended 31 December 2024 and 2023, there were no contributions forfeited by the Group on behalf of its employees who left the plan prior to vesting fully in such contribution, nor had there been any utilisation of such forfeited contributions to reduce future contributions. As at 31 December 2024 and 2023, no forfeited contributions were available for utilisation by the Group to reduce the existing level of contribution.

3.7 Short-term and other long-term employee benefits

Short-term employee benefits are recognised at the undiscounted amount of the benefits expected to be paid as and when employees rendered the services. All short-term employee benefits are recognised as an expense unless another IFRS Accounting Standards requires or permits the inclusion of the benefit in the cost of an asset.

A liability is recognised for benefits accruing to employees (such as wages and salaries, annual leave and sick leave) after deducting any amount already paid.

Liabilities recognised in respect of other long-term employee benefits are measured at the present value of the estimated future cash outflows expected to be made by the Group in respect of services provided by employees up to the reporting date. Any changes in the liabilities' carrying amounts resulting from service cost, interest and remeasurements are recognised in profit or loss except to the extent that another IFRS Accounting Standards requires or permits their inclusion in the cost of an asset.

NOTES TO THE CONSOLIDATED FINANCIAL STATEMENTS

FOR THE YEAR ENDED 31 DECEMBER 2024

3. SUMMARY OF MATERIAL ACCOUNTING POLICIES *(Continued)*

3.8 Share-based payments

Equity-settled share-based payment transactions

Equity-settled share-based payments to employees and others providing similar services are measured at the fair value of the equity instruments at the grant date.

The fair value of the equity-settled share-based payments determined at the grant date without taking into consideration all non-market vesting conditions is expensed on a straight-line basis over the vesting period, based on the Group's estimate of equity instruments that will eventually vest, with a corresponding increase in equity (share-based payments reserve). At the end of each reporting period, the Group revises its estimate of the number of equity instruments expected to vest based on assessment of all relevant non-market vesting conditions. The impact of the revision of the original estimates, if any, is recognised in profit or loss such that the cumulative expense reflects the revised estimate, with a corresponding adjustment to the share-based payments reserve.

When the share options are exercised, the amount previously recognised in employee share-based payments reserve will be transferred to share capital. When the share options are forfeited or are still not exercised at the expiry date, the amount previously recognised in the employee share-based payments reserve will be transferred to retained profits.

3.9 Taxation

Income tax expenses represent the sum of the tax currently payable.

The tax currently payable is based on taxable profit for the year. Taxable profit differs from "profit before income tax" as reported in the consolidated statement of profit or loss and other comprehensive income because of income or expense that are taxable or deductible in other years and items that are never taxable or deductible. The Group's liability for current tax is calculated using tax rates that have been enacted or substantively enacted by the end of the reporting period.

Deferred tax is recognised on temporary differences between the carrying amounts of assets and liabilities in the consolidated financial statements and the corresponding tax base used in the computation of taxable profit. Deferred tax liabilities are generally recognised for all taxable temporary differences. Deferred tax assets are generally recognised for all deductible temporary differences to the extent that it is probable that taxable profits will be available against which those deductible temporary differences can be utilised. Such deferred tax assets and liabilities are not recognised if the temporary difference arises from the initial recognition of assets and liabilities in a transaction that affects neither the taxable profit nor the accounting profit.

Deferred tax assets and liabilities are not recognised if the temporary difference arises from goodwill or from initial recognition (other than in a business combination) of assets and liabilities in a transaction that affects neither taxable nor accounting profit or loss.

NOTES TO THE CONSOLIDATED FINANCIAL STATEMENTS

FOR THE YEAR ENDED 31 DECEMBER 2024

3. SUMMARY OF MATERIAL ACCOUNTING POLICIES *(Continued)*

3.9 Taxation *(Continued)*

Deferred tax liabilities are recognised for taxable temporary differences arising on investments in subsidiaries, except where the Group is able to control the reversal of the temporary differences and it is probable that the temporary differences will not reverse in the foreseeable future.

The carrying amount of deferred tax assets is reviewed at the end of the reporting period and reduced to the extent that it is no longer probable that sufficient taxable profits will be available to allow all or part of the asset to be recovered.

Deferred tax assets and liabilities are measured at the tax rates that are expected to apply in the period in which the liability is settled or the asset is realised, based on tax rate (and tax laws) that have been enacted or substantively enacted by the end of the reporting period.

The measurement of deferred tax liabilities and assets reflects the tax consequences that would follow from the manner in which the Group expects, at the end of the reporting period, to recover or settle the carrying amount of its assets and liabilities.

For leasing transactions in which the tax deductions are attributable to the lease liabilities, the Company applies the requirements in IAS 12 to the lease liabilities and the related assets separately. The Company recognises a deferred tax liability in relation to its right-of-use assets and no deferred tax assets in relation to its lease liabilities are recognised due to the unpredictability of future profit streams.

Deferred tax assets and liabilities are offset when there is a legally enforceable right to set off current tax assets against current tax liabilities and when they relate to income taxes levied to the same taxable entity by the same taxation authority.

Current and deferred tax is recognised in profit or loss.

In assessing any uncertainty over income tax treatments, the Group considers whether it is probable that the relevant tax authority will accept the uncertain tax treatment used, or proposed to be used by individual group entities in their income tax filings. If it is probable, the current and deferred taxes are determined consistently with the tax treatment in the income tax filings. If it is not probable that the relevant taxation authority will accept an uncertain tax treatment, the effect of each uncertainty is reflected by using either the most likely amount or the expected value.

3.10 Property and equipment

Property and equipment are tangible assets that are held for use in the production or supply of goods or services, or for administrative purposes. Property and equipment are stated in the consolidated statement of financial position at cost less subsequent accumulated depreciation and subsequent accumulated impairment losses, if any.

NOTES TO THE CONSOLIDATED FINANCIAL STATEMENTS

FOR THE YEAR ENDED 31 DECEMBER 2024

3. SUMMARY OF MATERIAL ACCOUNTING POLICIES *(Continued)*

3.10 Property and equipment *(Continued)*

Depreciation is recognised so as to write off the cost of assets less their residual values over their estimated useful lives, using the straight-line method.

The estimated useful lives, residual values and depreciation method are reviewed at the end of each reporting period, with the effect of any changes in estimate accounted for on a prospective basis.

An item of property and equipment is derecognised upon disposal or when no future economic benefits are expected to arise from the continued use of the asset. Any gain or loss arising on the disposal or retirement of an item of property and equipment is determined as the difference between the sales proceeds and the carrying amount of the asset and is recognised in profit or loss.

3.11 Research and development expenditure

Expenditure on research activities is recognised as an expense in the period in which it is incurred.

An internally-generated intangible asset arising from development activities (or from the development phase of an internal project) is recognised if, and only if, all of the following have been demonstrated:

- the technical feasibility of completing the intangible asset so that it will be available for use or sale;
- the intention to complete the intangible asset and use or sell it;
- the ability to use or sell the intangible asset;
- how the intangible asset will generate probable future economic benefits;
- the availability of adequate technical, financial and other resources to complete the development and to use or sell the intangible asset; and
- the ability to measure reliably the expenditure attributable to the intangible asset during its development.

The amount initially recognised for internally-generated intangible asset is the sum of the expenditure incurred from the date when the intangible asset first meets the recognition criteria listed above. Where no internally-generated intangible asset can be recognised, development expenditure is recognised in profit or loss in the period in which it is incurred.

Subsequent to initial recognition, internally-generated intangible assets are reported at cost less accumulated amortisation and accumulated impairment losses (if any), on the same basis as intangible assets that are acquired separately.

NOTES TO THE CONSOLIDATED FINANCIAL STATEMENTS

FOR THE YEAR ENDED 31 DECEMBER 2024

3. SUMMARY OF MATERIAL ACCOUNTING POLICIES *(Continued)*

3.12 Impairment of non-financial assets

At the end of the reporting period, the Group reviews the carrying amounts of its property and equipment, right-of-use assets and the Company's investments in subsidiaries to determine whether there is any indication that these assets have suffered an impairment loss. If any such indication exists, the recoverable amount of the relevant asset is estimated in order to determine the extent of the impairment loss (if any).

The recoverable amount of asset is estimated individually. When it is not possible to estimate the recoverable amount individually, the Group estimates the recoverable amount of the cash-generating unit ("CGU") to which the asset belongs. Corporate assets are allocated to individual cash-generating units, when a reasonable and consistent basis of allocation can be identified, or otherwise they are allocated to the smallest group of cash-generating units for which a reasonable and consistent allocation basis can be identified.

Recoverable amount is the higher of fair value less costs of disposal and value in use. In assessing value in use, the estimated future cash flows are discounted to their present value using a pre-tax discount rate that reflects current market assessments of the time value of money and the risks specific to the asset for which the estimates of future cash flows have not been adjusted.

If the recoverable amount of an asset is estimated to be less than its carrying amount, the carrying amount of the asset is reduced to its recoverable amount. In allocating the impairment loss, the impairment loss is allocated first to reduce the carrying amount of any goodwill (if applicable) and then to the other assets on a pro-rata basis based on the carrying amount of each asset in the unit. The carrying amount of an asset is not reduced below the highest of its fair value less costs of disposal (if measurable), its value in use (if determinable) and zero. The amount of the impairment loss that would otherwise have been allocated to the asset is allocated pro rata to the other assets of the unit. An impairment loss is recognised immediately in profit or loss.

Where an impairment loss subsequently reverses, the carrying amount of the asset is increased to the revised estimate of its recoverable amount, but so that the increased carrying amount does not exceed the carrying amount that would have been determined had no impairment loss been recognised for the asset in prior years. A reversal of an impairment loss is recognised immediately in profit or loss.

3.13 Inventories

Inventories, which mainly represent the spare parts, finished goods and merchandise, are stated at the lower of cost and net realisable value. Costs of inventories are determined on a weighted average method. Net realisable value represents the estimated selling price for inventories less all estimated costs of completion and costs necessary to make the sale.

NOTES TO THE CONSOLIDATED FINANCIAL STATEMENTS

FOR THE YEAR ENDED 31 DECEMBER 2024

3. SUMMARY OF MATERIAL ACCOUNTING POLICIES *(Continued)*

3.14 Provisions

Provisions are recognised when the Group has a present obligation (legal or constructive) as a result of a past event, it is probable that the Group will be required to settle that obligation, and a reliable estimate can be made of the amount of the obligation.

The amount recognised as a provision is the best estimate of the consideration required to settle the present obligation at the end of the reporting period, taking into account the risks and uncertainties surrounding the obligation. When a provision is measured using the cash flows estimated to settle the present obligation, its carrying amount is the present value of those cash flows (where the effect of the time value of money is material).

Provisions for the costs to restore leased assets to their original condition, as required by the terms and conditions of the lease, are recognised at the date of inception of the lease at the directors' best estimate of the expenditure that would be required to restore the assets. Estimates are regularly reviewed and adjusted as appropriate for new circumstances.

3.15 Financial instruments

Financial assets and financial liabilities are recognised when a group entity becomes a party to the contractual provisions of the instrument. All regular way purchases or sales of financial assets are recognised and derecognised on a settlement date basis. Regular way purchases or sales are purchases or sales of financial assets that require delivery of assets within the time frame established by regulation or convention in the market place.

Financial assets and financial liabilities are initially measured at fair value except for trade receivables arising from contracts with customers which are initially measured in accordance with IFRS 15 "Revenue from Contracts with Customers". Transaction costs that are directly attributable to the acquisition or issue of financial assets and financial liabilities (other than financial assets or financial liabilities at fair value through profit or loss ("FVTPL")) are added to or deducted from the fair value of the financial assets or financial liabilities, as appropriate, on initial recognition. Transaction costs directly attributable to the acquisition of financial assets or financial liabilities at fair value through profit or loss are recognised immediately in profit or loss.

The effective interest method is a method of calculating the amortised cost of a financial asset or financial liability and of allocating interest income and interest expense over the relevant period. The effective interest rate is the rate that exactly discounts estimated future cash receipts and payments (including all fees and points paid or received that form an integral part of the effective interest rate, transaction costs and other premiums or discounts) through the expected life of the financial asset or financial liability, or, where appropriate, a shorter period, to the net carrying amount on initial recognition.

NOTES TO THE CONSOLIDATED FINANCIAL STATEMENTS

FOR THE YEAR ENDED 31 DECEMBER 2024

3. SUMMARY OF MATERIAL ACCOUNTING POLICIES *(Continued)*

3.15 Financial instruments *(Continued)*

Financial assets

Classification and subsequent measurement of financial assets

Financial assets that meet the following conditions are subsequently measured at amortised cost:

- the financial asset is held within a business model whose objective is achieved by both selling and collecting contractual cash flows; and
- the contractual terms give rise on specified dates to cash flows that are solely payments of principal and interest on the principal amount outstanding.

Financial assets that meet the following conditions are subsequently measured at fair value through other comprehensive income (“**FVOCI**”):

- the financial asset is held within a business model whose objective is achieved by both selling and collecting contractual cash flows; and
- the contractual terms give rise on specified dates to cash flows that are solely payments of principal and interest on the principal amount outstanding.

All other financial assets are subsequently measured at FVTPL, except that at the date of initial recognition of a financial asset the Group may irrevocably elect to present subsequent changes in fair value of an equity investment in other comprehensive income (“**OCI**”) if that equity investment is neither held for trading nor contingent consideration recognised by an acquirer in a business combination to which IFRS 3 “Business Combination” applies.

A financial asset is held for trading if:

- it has been acquired principally for the purpose of selling in the near term;
- on initial recognition it is a part of a portfolio of identified financial instruments that the Group manages together and has a recent actual pattern of short-term profit-taking; or
- it is a derivative that is not designated and effective as a hedging instrument.

In addition, the Group may irrevocably designate a financial asset that is required to be measured at the amortised cost or FVOCI as measured at FVTPL if doing so eliminates or significantly reduces an accounting mismatch.

NOTES TO THE CONSOLIDATED FINANCIAL STATEMENTS

FOR THE YEAR ENDED 31 DECEMBER 2024

3. SUMMARY OF MATERIAL ACCOUNTING POLICIES (Continued)

3.15 Financial instruments (Continued)

Financial assets (Continued)

Classification and subsequent measurement of financial assets (Continued)

(i) *Amortised cost and interest income*

Interest income is recognised using the effective interest method for financial assets measured subsequently at amortised cost and debt instruments/receivables subsequently measured at FVOCI. Interest income is calculated by applying the effective interest rate to the gross carrying amount of a financial asset, except for financial assets that have subsequently become credit-impaired (see below). For financial assets that have subsequently become credit-impaired, interest income is recognised by applying the effective interest rate to the amortised cost of the financial asset from the next reporting period. If the credit risk on the credit-impaired financial instrument improves so that the financial asset is no longer credit-impaired, interest income is recognised by applying the effective interest rate to the gross carrying amount of the financial asset from the beginning of the reporting period following the determination that the asset is no longer credit-impaired.

(ii) *Debt instruments classified at FVOCI*

Subsequent changes in the carrying amounts for debt instruments classified as at FVOCI as a result of interest income calculated using the effective interest method are recognised in profit or loss. All other changes in the carrying amount of these debt instruments are recognised in OCI and accumulated under the heading of FVOCI reserve. Impairment allowances are recognised in profit or loss with corresponding adjustment to OCI without reducing the carrying amounts of these debt instruments. When these debt instruments are derecognised, the cumulative gains or losses previously recognised in other comprehensive income are reclassified to profit or loss.

(iii) *Equity instruments designated at FVOCI*

Investments in equity instruments at FVOCI are subsequently measured at fair value with gains and losses arising from changes in fair value recognised in OCI and accumulated in the FVOCI reserve; and are not subject to impairment assessment. The cumulative gain or loss will not be reclassified to profit or loss on disposal of the equity investments, and will continue to be held in the FVOCI reserve.

Dividends from these investments in equity instruments are recognised in profit or loss when the Group's right to receive the dividends is established.

NOTES TO THE CONSOLIDATED FINANCIAL STATEMENTS

FOR THE YEAR ENDED 31 DECEMBER 2024

3. SUMMARY OF MATERIAL ACCOUNTING POLICIES (Continued)

3.15 Financial instruments (Continued)

Financial assets (Continued)

Classification and subsequent measurement of financial assets (Continued)

(iv) Financial assets at FVTPL

Financial assets that do not meet the criteria for being measured at amortised cost or FVOCI or designated as FVOCI are measured at FVTPL.

Financial assets at FVTPL are measured at fair value at the end of each reporting period, with any fair value gains or losses recognised in profit or loss. The net gain or loss recognised in profit or loss excludes any dividend or interest earned on the financial asset.

Impairment of financial assets

The Group performs impairment assessment under expected credit loss (“**ECL**”) model on financial assets (including rental deposits, trade and other receivables, fixed bank deposits and bank balances) which are subject to impairment under IFRS 9. The amount of ECL is updated at each reporting date to reflect changes in credit risk since initial recognition.

The Group considers a broader range of information when assessing credit risk and measuring ECL, including past events, current conditions, reasonable and supportable forecasts that affect the expected collectability of the future cash flows of the instrument.

In applying this forward-looking approach, a distinction is made between:

- financial instruments that have not deteriorated significantly in credit quality since initial recognition or that have low credit risk (“**Stage 1**”) and
- financial instruments that have deteriorated significantly in credit quality since initial recognition and whose credit risk is not low (“**Stage 2**”).

“Stage 3” would cover financial assets that have objective evidence of impairment at the end of the reporting period.

“12-month ECL” are recognised for the Stage 1 category while “lifetime ECL” are recognised for the Stage 2 category.

Measurement of the ECL is determined by a probability-weighted estimate of credit losses over the expected life of the financial instrument.

NOTES TO THE CONSOLIDATED FINANCIAL STATEMENTS

FOR THE YEAR ENDED 31 DECEMBER 2024

3. SUMMARY OF MATERIAL ACCOUNTING POLICIES *(Continued)*

3.15 Financial instruments *(Continued)*

Financial assets (Continued)

Impairment of financial assets (Continued)

Trade receivables

The Group applies a simplified approach in calculating ECL and recognises a loss allowance based on lifetime ECL at the end of each reporting period. These are the expected shortfalls in contractual cash flows, considering the potential for default at any point during the life of the financial assets. In calculating the ECL, the Group has established a provision matrix that is based on its historical credit loss experience and external indicators, adjusted for forward-looking factors specific to the debtors and the economic environment.

To measure the ECL, trade receivables have been grouped based on shared credit risk characteristics, internal credit rating or the days past due.

Other financial assets measured at amortised cost

The Group measures the loss allowance for other receivables equal to 12-month ECL, unless when there has been a significant increase in credit risk since initial recognition, in which case the Group recognises lifetime ECL. The assessment of whether lifetime ECL should be recognised is based on significant increases in the likelihood or risk of a default occurring since initial recognition.

(i) Significant increase in credit risk

In assessing whether the credit risk has increased significantly since initial recognition, the Group compares the risk of a default occurring on the financial assets at the end of the reporting period with the risk of default occurring on the financial assets at the date of initial recognition. In making this assessment, the Group considers both quantitative and qualitative information that is reasonable and supportable, including historical experience and forward-looking information that is available without undue cost or effort.

In particular, the following information is taken into account when assessing whether credit risk has increased significantly:

- an actual or expected significant deterioration in the financial instrument's external (if available) or internal credit rating;
- significant deterioration in external market indicators of credit risk, e.g. a significant increase in the credit spread, the credit default swap prices for the debtor;
- existing or forecast adverse changes in regulatory, business, financial or economic conditions or technological environment that are expected to cause a significant decrease in the debtor's ability to meet its debt obligations; and
- an actual or expected significant deterioration in the operating results of the debtor.

NOTES TO THE CONSOLIDATED FINANCIAL STATEMENTS

FOR THE YEAR ENDED 31 DECEMBER 2024

3. SUMMARY OF MATERIAL ACCOUNTING POLICIES *(Continued)*

3.15 Financial instruments *(Continued)*

Financial assets *(Continued)*

Impairment of financial assets (Continued)

(i) Significant increase in credit risk (Continued)

Irrespective of the outcome of the above assessment, the Group presumes that the credit risk has increased significantly since initial recognition when contractual payments are more than 30 days past due, unless the Group has reasonable and supportable information that demonstrates otherwise.

Despite the foregoing, the Group assumes that the credit risk on a debt instrument has not increased significantly since initial recognition if the debt instrument is determined to have low credit risk at the end of each reporting period. A debt instrument is determined to have low credit risk if it has a low risk of default, the borrower has strong capacity to meet its contractual cash flow obligations in the near term and adverse changes in economic and business conditions in the longer term may, but will not necessarily, reduce the ability of the borrower to fulfill its contractual cash flow obligations.

(ii) Definition of default

For internal credit risk management, the Group considers an event of default occurs when (i) information developed internally or obtained from external sources indicates that the debtor is unlikely to pay its creditors, including the Group, in full (without taking into account any collateral held by the Group), or (ii) the financial asset is 90 days past due, unless the Group has reasonable and supportable information to demonstrate that a more lagging default criterion is more appropriate.

Detailed analysis of the ECL assessment of trade receivables and other financial assets measured at amortised cost are set out in note 30.2.

(iii) Credit-impaired financial assets

A financial asset is credit-impaired when one or more events of default that have a detrimental impact on the estimated future cash flows of that financial asset have occurred. Evidence that a financial asset is credit-impaired includes observable data about the following events:

- (a) significant financial difficulty of the issuer or the borrower;
- (b) a breach of contract, such as a default or past due event;
- (c) the lender(s) of the borrower, for economic or contractual reasons relating to the borrower's financial difficulty, having granted to the borrower a concession(s) that the lender(s) would not otherwise consider;
- (d) it is becoming probable that the borrower will enter bankruptcy or other financial reorganisation; or
- (e) the disappearance of an active market for that financial asset because of financial difficulties.

NOTES TO THE CONSOLIDATED FINANCIAL STATEMENTS

FOR THE YEAR ENDED 31 DECEMBER 2024

3. SUMMARY OF MATERIAL ACCOUNTING POLICIES *(Continued)*

3.15 Financial instruments *(Continued)*

Financial assets *(Continued)*

Impairment of financial assets (Continued)

(iv) Write-off policy

The Group writes off a financial asset when there is information indicating that the counterparty is in severe financial difficulty and there is no realistic prospect of recovery, for example, when the counterparty has been placed under liquidation or has entered into bankruptcy proceedings, or in the case of trade receivables, when the amounts are over two years past due, whichever occurs sooner. Financial assets written off may still be subject to enforcement activities under the Group's recovery procedures, taking into account legal advice where appropriate. A write-off constitutes a derecognition event. Any subsequent recoveries are recognised in profit or loss.

(v) Measurement and recognition of ECL

The measurement of ECL is a function of the probability of default, loss given default (i.e. the magnitude of the loss if there is a default) and the exposure at default. The assessment of the probability of default and loss given default is based on historical data adjusted by forward-looking information. Estimation of ECL reflects an unbiased and probability-weighted amount that is determined with the respective risks of default occurring as the weights.

Generally, the ECL is the difference between all contractual cash flows that are due to the Group in accordance with the contract and the cash flows that the Group expects to receive, discounted at the effective interest rate determined at initial recognition.

Where ECL is measured on a collective basis or cater for cases where evidence at the individual instrument level may not yet be available, the financial instruments are grouped on the following basis:

- Nature of financial instruments (i.e. the Group's trade and other receivables, amount due from a related company, fixed bank deposits and bank balances) are each assessed as a separate group;
- Past-due status;
- Nature, size and industry of debtors; and
- External credit ratings where available.

The grouping is regularly reviewed by management to ensure the constituents of each group continue to share similar credit risk characteristics.

Interest income is calculated based on the gross carrying amount of the financial asset unless the financial asset is credit impaired, in which case interest income is calculated based on amortised cost of the financial asset.

The Group recognises an impairment gain or loss in profit or loss for all financial instruments by adjusting their carrying amount, with the exception of trade receivables where the corresponding adjustment is recognised through a loss allowance account.

NOTES TO THE CONSOLIDATED FINANCIAL STATEMENTS

FOR THE YEAR ENDED 31 DECEMBER 2024

3. SUMMARY OF MATERIAL ACCOUNTING POLICIES *(Continued)*

3.15 Financial instruments *(Continued)*

Financial assets *(Continued)*

Derecognition of financial assets

The Group derecognises a financial asset only when the contractual rights to the cash flows from the asset expire, or when it transfers the financial asset and substantially all the risks and rewards of ownership of the asset to another entity. If the Group neither transfers nor retains substantially all the risks and rewards of ownership and continues to control the transferred asset, the Group recognises its retained interest in the asset and an associated liability for amounts it may have to pay. If the Group retains substantially all the risks and rewards of ownership of a transferred financial asset, the Group continues to recognise the financial asset and also recognises a collateralised borrowing for the proceeds received.

On derecognition of a financial asset measured at amortised cost, the difference between the asset's carrying amount and the sum of the consideration received and receivable is recognised in profit or loss.

Financial liabilities and equity

Classification as debt or equity

Debt and equity instruments are classified as either financial liabilities or as equity in accordance with the substance of the contractual arrangements and the definitions of a financial liability and an equity instrument.

Equity instruments

An equity instrument is any contract that evidences a residual interest in the assets of an entity after deducting all of its liabilities. Equity instruments issued by the Company are recognised at the proceeds received, net of direct issue costs.

Financial liabilities at amortised cost

Financial liabilities including trade and other payables and lease liabilities are subsequently measured at amortised cost, using the effective interest method.

Derecognition of financial liabilities

The Group derecognises financial liabilities when, and only when, the Group's obligations are discharged, cancelled or have expired. The difference between the carrying amount of the financial liability derecognised and the consideration paid and payable is recognised in profit or loss.

NOTES TO THE CONSOLIDATED FINANCIAL STATEMENTS

FOR THE YEAR ENDED 31 DECEMBER 2024

3. SUMMARY OF MATERIAL ACCOUNTING POLICIES *(Continued)*

3.16 Segment reporting

The Group identifies operating segments and prepares segment information based on the regular internal financial information reported to the executive directors, being the chief operating decision maker (the “**CODM**”) for their decisions about resources allocation to and for their review of the performance of the Group’s various lines of business and geographical locations.

Individually material operating segments are not aggregated for financial reporting purposes unless the segments have similar economic characteristics and are similar in respect of the nature of products and services, the nature of production processes, the type or class of customers, the methods used to distribute the products or provide the services, and the nature of the regulatory environment. Operating segments which are not individually material may be aggregated if they share a majority of these criteria.

The Group has identified the following two reportable segments:

- (1) EGE Business; and
- (2) Smart VM Business.

Each of these operating segments is managed separately as each of the service lines requires different resources as well as marketing approaches. All inter-segment transfers are carried out at arm’s length prices.

The measurement policies that the Group used for reporting segment results under IFRS 8 “Operating Segments” are the same as those used in its financial statements prepared under IFRS Accounting Standards, except that the following items are not included in arriving at the operating results of the operating segment:

- income tax; and
- corporate income and expenses which are not directly attributable to the business activities of any operating segment.

Segment assets include all assets but financial asset at FVOCI and corporate assets which are not directly attributable to the business activities of any reportable segment are not allocated to a segment, which primarily applies to the Group’s headquarter.

Segment liabilities exclude corporate liabilities which are not directly attributable to the business activities of any operating segment and are not allocated to a segment.

No asymmetrical allocations have been applied to reportable segments.

NOTES TO THE CONSOLIDATED FINANCIAL STATEMENTS

FOR THE YEAR ENDED 31 DECEMBER 2024

3. SUMMARY OF MATERIAL ACCOUNTING POLICIES *(Continued)*

3.17 Related parties

For the purposes of these consolidated financial statements, a party is considered to be related to the Group if:

- (a) the party is a person or a close member of that person's family and if that person:
 - (i) has control or joint control over the Group;
 - (ii) has significant influence over the Group; or
 - (iii) is a member of the key management personnel of the Group or of a parent of the Group.
- (b) the party is an entity and if any of the following conditions applies:
 - (i) the entity and the Group are members of the same group.
 - (ii) one entity is an associate or joint venture of the other entity (or an associate or joint venture of a member of a group of which the other entity is a member).
 - (iii) the entity and the Group are joint ventures of the same third party.
 - (iv) one entity is a joint venture of a third entity and the other entity is an associate of the third entity.
 - (v) the entity is a post-employment benefit plan for the benefit of employees of either the Group or an entity related to the Group.
 - (vi) the entity is controlled or jointly controlled by a person identified in (a).
 - (vii) a person identified in (a)(i) has significant influence over the entity or is a member of the key management personnel of the entity (or of a parent of the entity).
 - (viii) the entity, or any member of a group of which it is a part, provides key management personnel services to the Group or to the parent of the Group.

Close members of the family of a person are those family members who may be expected to influence, or be influenced by, that person in their dealings with the entity.

NOTES TO THE CONSOLIDATED FINANCIAL STATEMENTS

FOR THE YEAR ENDED 31 DECEMBER 2024

4. CRITICAL ACCOUNTING JUDGMENTS AND KEY SOURCES OF ESTIMATION UNCERTAINTY

In the application of the Group's accounting policies which are described in note 3, the management of the Group is required to make judgments, estimates and assumptions about the carrying amounts of assets and liabilities that are not readily apparent from other sources. The estimates and associated assumptions are based on historical experience and other factors that are considered to be relevant. Actual results may differ from these estimates.

The estimates and underlying assumptions are reviewed on an on-going basis. Revisions to accounting estimates are recognised in the period in which the estimate is revised if the revision affects only that period, or in the period of the revision and future periods if the revision affects both current and future periods.

4.1 Critical judgments in applying accounting policies

The following are the critical judgments, apart from those involving estimations (see below), that the directors of the Company have made in the process of applying the Group's accounting policies and that have the most significant effect on the amounts recognised in the consolidated financial statements.

Principal versus agent consideration (principal)

The Group mainly engages in Technical Sales and Distribution of Electronic Gaming Equipment. The Group recognises revenue on gross basis based on the requirements in IFRS 15. The Group concluded that the Group acts as the principal for such transactions as it controls the specified good before it is transferred to the customer after taking into consideration indicators such as the Group is primarily responsible for fulfilling the promise to provide the electronic gaming equipment.

During the year ended 31 December 2024, the Group recognised revenue relating to Technical Sales and Distribution of Electronic Gaming Equipment amounted to HK\$38,970,771 (2023: HK\$14,016,502) as set out in note 5.1.

Revenue recognition for Technical Sales and Distribution of Electronic Gaming Equipment at a point in time (single performance obligation)

The Group enters into contracts with customers (casino operators) for Technical Sales and Distribution of Electronic Gaming Equipment.

The directors of the Company considered such contract consist of a single distinct performance obligation. Only upon meeting all of following criteria, the control of the goods is considered to be passed to the customers and hence, the revenue on Technical Sales and Distribution of Electronic Gaming Equipment is recognised as sales of goods, as disclosed in note 3.3.

- (a) Procurement and delivery of electronic gaming equipment;
- (b) Assist in obtaining the local regulatory approval of the electronic gaming equipment, if needed; and
- (c) On-site installation of the electronic gaming equipment at the casino.

NOTES TO THE CONSOLIDATED FINANCIAL STATEMENTS

FOR THE YEAR ENDED 31 DECEMBER 2024

4. CRITICAL ACCOUNTING JUDGMENTS AND KEY SOURCES OF ESTIMATION UNCERTAINTY *(Continued)*

4.1 Critical judgments in applying accounting policies *(Continued)*

Revenue recognition for Technical Sales and Distribution of Electronic Gaming Equipment at a point in time (single performance obligation) (Continued)

In making the judgment, the directors of the Company considered the detailed criteria for the recognition of sales of goods set out in IFRS 15 and in particular, whether each component has separate commercial substance and should be separately identifiable. The directors of the Company believed that (1) the equipment installation service is incidental to the sales of goods, (2) the regulatory approval is highly interrelated with the sales of goods and (3) the warranty is of an assurance nature. Therefore, the directors of the Company are satisfied that recognition of Technical Sales and Distribution of Electronic Gaming Equipment is appropriate at a point in time when the goods are delivered and control have been passed.

4.2 Key sources of estimation uncertainty

The following are the key assumptions concerning the future, and other key sources of estimation uncertainty at the end of the reporting period, that may have a significant risk of causing a material adjustment to the carrying amounts of assets and liabilities within the next financial year.

Estimation of impairment of trade receivables and other financial assets measured at amortised cost with the scope of ECL under IFRS 9

The Group makes allowances on items subject to ECL (including trade and other receivables and other financial assets) based on assumptions about risk of default and expected loss rates. The Group uses judgement in making these assumptions and selecting the inputs to the impairment calculation, based on the Group's past history, existing market conditions as well as forward-looking estimates at the end of each reporting period as set out in note 3.15. The Group uses provision matrix to calculate ECL for trade receivables. The provision rates are based on shared credit risk characteristics, internal credit rating or the days past due as groupings of various debtors that have similar loss patterns. The provision matrix is based on the Group's historical default rates taking into consideration forward-looking information that is reasonable and supportable and available without undue costs or effort. At the end of each reporting period, the historical observed default rates are reassessed and changes in the forward-looking information are considered.

The provision of ECL is sensitive to changes in estimates. The information about the Group's trade receivables and the ECL are disclosed in notes 18 and 30.2 respectively.

Allowance for inventories

Net realisable value of inventories (note 17) is the estimated selling price in the ordinary course of business, less all estimated costs necessary for completion and cost necessary to make the sale. These estimates are based on the current market conditions and the historical experience of selling products of similar nature. It could change significantly as a result of competitor actions in response to changes in market conditions. Management reassesses these estimations at the end of each reporting period.

NOTES TO THE CONSOLIDATED FINANCIAL STATEMENTS

FOR THE YEAR ENDED 31 DECEMBER 2024

5. REVENUE AND SEGMENT INFORMATION

5.1 Revenue

The Group's principal activities are disclosed in note 1 of the consolidated financial statements. Revenue of the Group is the revenue from these activities.

(i) *Disaggregation of revenue from contracts with customers and other sources*

The Group derives revenue from the transfer of goods and services over time and at a point in time and other sources, details of the Group's primary geographical markets and timing revenue recognition during the years ended 31 December 2024 and 2023 were as follows:

For the year ended 31 December 2024

| | EGE Business | | | Smart VM Business | | | Total HK\$ |
|--|---|------------------------------------|-----------------|--------------------------------|---------------------|----------------|-------------------|
| | Technical Sales and Distribution of Electronic Gaming Equipment | Consultancy and Technical Services | Repair Services | Product Sales through Smart VM | Leasing of Smart VM | Franchise | |
| | HK\$ | HK\$ | HK\$ | HK\$ | HK\$ | HK\$ | |
| Revenue from contracts with customers within the scope of IFRS 15 | | | | | | | |
| Technical Sales and Distribution of Electronic Gaming Equipment | | | | | | | |
| — Electronic table games | 35,632,632 | - | - | - | - | - | 35,632,632 |
| — Electronic gaming machines | 675,686 | - | - | - | - | - | 675,686 |
| — Spare parts | 2,662,453 | - | - | - | - | - | 2,662,453 |
| | 38,970,771 | - | - | - | - | - | 38,970,771 |
| Consultancy and Technical Services | | | | | | | |
| — Technical supports | - | 3,716,148 | - | - | - | - | 3,716,148 |
| — Consultancy services | - | 226,801 | - | - | - | - | 226,801 |
| — Upgrade EGE supports services | - | 4,825,409 | - | - | - | - | 4,825,409 |
| | - | 8,768,358 | - | - | - | - | 8,768,358 |
| Repair Services | - | - | 764,884 | - | - | - | 764,884 |
| Product Sales through Smart VM | | | | | | | |
| — Sale of own goods | - | - | - | 1,847,541 | - | - | 1,847,541 |
| — Consignment sale | - | - | - | 11,036 | - | - | 11,036 |
| | - | - | - | 1,858,577 | - | - | 1,858,577 |
| Franchise | | | | | | | |
| — Sale of own goods | - | - | - | - | - | 11,286 | 11,286 |
| — Sale of VM | - | - | - | - | - | 106,796 | 106,796 |
| — Franchise license | - | - | - | - | - | 23,301 | 23,301 |
| | - | - | - | - | - | 141,383 | 141,383 |
| | 38,970,771 | 8,768,358 | 764,884 | 1,858,577 | - | 141,383 | 50,503,973 |

NOTES TO THE CONSOLIDATED FINANCIAL STATEMENTS

FOR THE YEAR ENDED 31 DECEMBER 2024

5. REVENUE AND SEGMENT INFORMATION (Continued)

5.1 Revenue (Continued)

(i) Disaggregation of revenue from contracts with customers and other sources (Continued)

For the year ended 31 December 2024 (Continued)

| | EGE Business | | | Smart VM Business | | | Total HK\$ |
|--|---|--|-------------------------|--|-----------------------------|-------------------|-------------------|
| | Technical Sales and Distribution of Electronic Gaming Equipment HK\$ | Consultancy and Technical Services HK\$ | Repair Services HK\$ | Product Sales through Smart VM HK\$ | Leasing of Smart VM HK\$ | Franchise HK\$ | |
| Revenue from other sources not within the scope of IFRS 15 | | | | | | | |
| Leasing of Smart VM | - | - | - | - | 248,058 | - | 248,058 |
| Total | 38,970,771 | 8,768,358 | 764,884 | 1,858,577 | 248,058 | 141,383 | 50,752,031 |
| Revenue from contracts with customers within the scope of IFRS 15 | | | | | | | |
| Geographical markets | | | | | | | |
| Macau | 31,733,198 | 8,768,358 | 764,884 | 1,858,577 | - | 141,383 | 43,266,400 |
| Malaysia | 6,929,613 | - | - | - | - | - | 6,929,613 |
| Taiwan | 190,013 | - | - | - | - | - | 190,013 |
| Cambodia | 96,910 | - | - | - | - | - | 96,910 |
| Hong Kong | 17,981 | - | - | - | - | - | 17,981 |
| Australia | 3,056 | - | - | - | - | - | 3,056 |
| Total | 38,970,771 | 8,768,358 | 764,884 | 1,858,577 | - | 141,383 | 50,503,973 |
| Timing of revenue recognition | | | | | | | |
| At a point in time | 38,970,771 | 5,251,100 | 764,884 | 1,858,577 | - | 118,082 | 46,963,414 |
| Over time | - | 3,517,258 | - | - | - | 23,301 | 3,540,559 |
| Total | 38,970,771 | 8,768,358 | 764,884 | 1,858,577 | - | 141,383 | 50,503,973 |
| Revenue from other sources not within the scope of IFRS 15 | | | | | | | |
| Geographical markets | | | | | | | |
| Macau | - | - | - | - | 248,058 | - | 248,058 |
| Leasing of Smart VM | - | - | - | - | 248,058 | - | 248,058 |

NOTES TO THE CONSOLIDATED FINANCIAL STATEMENTS

FOR THE YEAR ENDED 31 DECEMBER 2024

5. REVENUE AND SEGMENT INFORMATION (Continued)

5.1 Revenue (Continued)

(i) Disaggregation of revenue from contracts with customers and other sources (Continued)

For the year ended 31 December 2023

| | EGE Business | | | Smart VM Business | | | Total HK\$ |
|--|---|--|-------------------------|--|-----------------------------|-------------------|------------|
| | Technical Sales and Distribution of Electronic Gaming Equipment HK\$ | Consultancy and Technical Services HK\$ | Repair Services HK\$ | Product Sales through Smart VM HK\$ | Leasing of Smart VM HK\$ | Franchise HK\$ | |
| Revenue from contracts with customers within the scope of IFRS 15 | | | | | | | |
| Technical Sales and Distribution of Electronic Gaming Equipment | | | | | | | |
| — Electronic table games | 2,440,877 | — | — | — | — | — | 2,440,877 |
| — Electronic gaming machines | 5,236,841 | — | — | — | — | — | 5,236,841 |
| — Spare parts | 6,338,784 | — | — | — | — | — | 6,338,784 |
| | 14,016,502 | — | — | — | — | — | 14,016,502 |
| Consultancy and Technical Services | | | | | | | |
| — Technical supports | — | 1,284,306 | — | — | — | — | 1,284,306 |
| — Consultancy services | — | 1,095,725 | — | — | — | — | 1,095,725 |
| — Upgrade EGE supports services | — | 9,406,037 | — | — | — | — | 9,406,037 |
| | — | 11,786,068 | — | — | — | — | 11,786,068 |
| Repair Services | — | — | 1,557,339 | — | — | — | 1,557,339 |
| Product Sales through Smart VM | | | | | | | |
| — Sale of own goods | — | — | — | 2,242,239 | — | — | 2,242,239 |
| — Consignment sale | — | — | — | 25,881 | — | — | 25,881 |
| | — | — | — | 2,268,120 | — | — | 2,268,120 |
| Franchise | | | | | | | |
| — Sale of own goods | — | — | — | — | — | 6,767 | 6,767 |
| — Franchise license | — | — | — | — | — | 3,743 | 3,743 |
| | — | — | — | — | — | 10,510 | 10,510 |
| | 14,016,502 | 11,786,068 | 1,557,339 | 2,268,120 | — | 10,510 | 29,638,539 |
| Revenue from other sources not within the scope of IFRS 15 | | | | | | | |
| Leasing of Smart VM | — | — | — | — | 54,724 | — | 54,724 |
| Total | 14,016,502 | 11,786,068 | 1,557,339 | 2,268,120 | 54,724 | 10,510 | 29,693,263 |

NOTES TO THE CONSOLIDATED FINANCIAL STATEMENTS

FOR THE YEAR ENDED 31 DECEMBER 2024

5. REVENUE AND SEGMENT INFORMATION (Continued)

5.1 Revenue (Continued)

(i) Disaggregation of revenue from contracts with customers and other sources (Continued)

For the year ended 31 December 2023 (Continued)

| | EGE Business | | | Smart VM Business | | | Total HK\$ |
|--|---|--|----------------------------|--|--------------------------------|-------------------|-------------------|
| | Technical Sales and Distribution of Electronic Gaming Equipment HK\$ | Consultancy and Technical Services HK\$ | Repair Services HK\$ | Product Sales through Smart VM HK\$ | Leasing of Smart VM HK\$ | Franchise HK\$ | |
| Revenue from contracts with customers within the scope of IFRS 15 | | | | | | | |
| Geographical markets | | | | | | | |
| Macau | 10,688,355 | 11,786,068 | 1,557,339 | 2,268,120 | – | 10,510 | 26,310,392 |
| Taiwan | 2,609,716 | – | – | – | – | – | 2,609,716 |
| the PRC | 290,385 | – | – | – | – | – | 290,385 |
| Korea | 202,641 | – | – | – | – | – | 202,641 |
| Philippines | 114,007 | – | – | – | – | – | 114,007 |
| Malaysia | 65,563 | – | – | – | – | – | 65,563 |
| Cambodia | 39,175 | – | – | – | – | – | 39,175 |
| Hong Kong | 6,660 | – | – | – | – | – | 6,660 |
| Total | 14,016,502 | 11,786,068 | 1,557,339 | 2,268,120 | – | 10,510 | 29,638,539 |
| Timing of revenue recognition | | | | | | | |
| At a point in time | 14,016,502 | 9,486,437 | 1,557,339 | 2,268,120 | – | 10,510 | 27,338,908 |
| Over time | – | 2,299,631 | – | – | – | – | 2,299,631 |
| Total | 14,016,502 | 11,786,068 | 1,557,339 | 2,268,120 | – | 10,510 | 29,638,539 |
| Revenue from other sources not within the scope of IFRS 15 | | | | | | | |
| Geographical markets | | | | | | | |
| Macau | – | – | – | – | 54,724 | – | 54,724 |
| Leasing of Smart VM | – | – | – | – | 54,724 | – | 54,724 |

NOTES TO THE CONSOLIDATED FINANCIAL STATEMENTS

FOR THE YEAR ENDED 31 DECEMBER 2024

5. REVENUE AND SEGMENT INFORMATION *(Continued)*

5.1 Revenue *(Continued)*

(ii) Performance obligations for contracts with customers

Technical Sales and Distribution of Electronic Gaming Equipment

The Group enters into contracts with customers (casino operators) for Technical Sales and Distribution of Electronic Gaming Equipment include the performance obligation (as a whole) including:

- (a) Procurement and delivery of electronic gaming equipment;
- (b) Assist in obtaining the local regulatory approval of the electronic gaming equipment, if needed; and
- (c) On-site installation of the electronic gaming equipment at the casino.

The directors of the Company considered such contract consist of a single distinct performance obligation and therefore, the revenue on Technical Sales and Distribution of Electronic Gaming Equipment is recognised when the control of the electronic gaming equipment is fully transferred to the customer; i.e. when the electronic gaming equipment approved by the local regulatory are delivered and installed.

Under the Group's standard contract terms, the customers do not have a right to exchange or return the electronic gaming machines. Instead, the Group provides a sales-related warranty for technical supports on those electronic gaming equipment ranging from three months to one year since the invoice date. Such warranty associated with electronic gaming machines cannot be purchased separately and they serve as an assurance.

Consultancy and Technical Services

(a) Technical supports and Consultancy services

Revenue from Consultancy and Technical Services is recognised over the contract period in accordance with the terms and substances of the contracts if one of the following criteria is met:

- the customer simultaneously receives and consumes the benefits provided by the Group's performance as the Group performs;
- the Group's performance creates or enhances an asset that the customer controls as the asset is created or enhanced; or
- the Group's performance does not create an asset with an alternative use to the Group and the Group has an enforceable right to payment for performance completed to date.

Revenue from Consultancy and Technical Services, which does not satisfy any criteria to be recognised over time, is recognised upon the milestone completion in accordance with the terms and substances of the contracts.

NOTES TO THE CONSOLIDATED FINANCIAL STATEMENTS

FOR THE YEAR ENDED 31 DECEMBER 2024

5. REVENUE AND SEGMENT INFORMATION *(Continued)*

5.1 Revenue *(Continued)*

(ii) Performance obligations for contracts with customers and other sources *(Continued)*

Consultancy and Technical Services (Continued)

(b) Upgrade EGE support services

The Group enters into contracts with customers (casino operators) for upgrading electronic gaming equipment to new standards in accordance with the requirement of Gaming Inspection and Coordination Bureau, Macau's gaming regulator. The revenue of upgrade EGE support services is recognised at a point in time upon the completion of the upgrading and the upgraded electronic gaming equipment is acknowledged by the customer. The normal credit term is 30 days since the invoice date.

Repair Services

The Group enters into contracts with customers (casino operators) for repairing electronic gaming equipment. This service is a distinct and stand-alone contract separate from those contracts with customers for Technical Sales and Distribution of Electronic Gaming Equipment.

The directors of the Company considered that the control of the repaired electronic gaming equipment is transferred to the customer when the customer acknowledges the condition of repaired electronic gaming equipment upon delivery. The revenue of the repair services is recognised and payment of the transaction price is effective at the point when the repaired electronic gaming equipment is acknowledged by the customer. The normal credit term is 30 days since the invoice date.

Product Sales through Smart VM

(a) Sale of own goods

Revenue from the sale of various Macau sourced products for a fixed price is recognised when or as the Group transfers control of the assets to the customer. Control transfers at the point in time when the goods are delivered and the customer has accepted the goods.

(b) Consignment sale

For consignment sale, the consignors will pay the commission income based on a fixed fee per sale transaction in accordance with the terms of contracts. The Group receives the entire sales proceeds from ultimate customers on behalf of the consignors and reimburses the sales proceeds back to consignors after deducting the commission income.

Commission income from consignment sale is recognised at a point in time and based on fixed fee per sale transaction made by the ultimate customers in accordance with the terms of contracts.

NOTES TO THE CONSOLIDATED FINANCIAL STATEMENTS

FOR THE YEAR ENDED 31 DECEMBER 2024

5. REVENUE AND SEGMENT INFORMATION *(Continued)*

5.1 Revenue *(Continued)*

(ii) Performance obligations for contracts with customers and other sources *(Continued)*

Product Sales through Smart VM (Continued)

Franchise

The Group enters into contracts with customers (franchisees) for franchising coffee VM under its KATFFEE brand and sales of coffee raw materials. The licence forms a component of the coffee VM and that is integral to the functionality of the coffee VM. Therefore, the promise to grant the license is not distinct from the sales of coffee VM and they are accounted together as a single performance obligation. The revenue of franchise license, sales of VM and sales of coffee raw materials to customers are recognised when or as the Group transfers control of the assets to the customer. Control transfers at the point in time when the goods are delivered and the customer has accepted the goods.

Leasing of Smart VM

The Group earns rental income from operating leases of vending machines. Rental income is recognised on a straight-line basis over the term of the lease.

5.2 Segment information

For management purposes, the Group is organised into business units based on their products and services and has two reportable operating segments: (a) EGE Business; (b) Smart VM Business.

The Group's operating activities are mainly attributable to (i) the EGE Business and (ii) the Smart VM Business as disclosed in note 1. For the purpose of resources allocation and segment performance assessment, the CODM, who are the executive directors, review the overall results and financial position of the Group as a whole prepared based on same accounting policies which conform to IFRS Accounting Standards as further set out in note 3.16. The CODM have identified two segments, being (i) the EGE Business and (ii) the Smart VM Business as reportable segments.

NOTES TO THE CONSOLIDATED FINANCIAL STATEMENTS

FOR THE YEAR ENDED 31 DECEMBER 2024

5. REVENUE AND SEGMENT INFORMATION (Continued)

5.2 Segment information (Continued)

(a) Reportable segment results, assets and liabilities

Information regarding the Group's reportable segments is set out below:

| | EGE Business HK\$ | Smart VM Business HK\$ | Total HK\$ |
|--|-------------------------|------------------------------|---------------|
| For the year ended 31 December 2024 | | | |
| Reportable segment revenue | | | |
| — From external customers | 48,504,013 | 2,248,018 | 50,752,031 |
| Reportable segment results (Note) | 7,317,455 | (977,376) | 6,340,079 |
| Unallocated corporate income | | | 33,948 |
| Unallocated corporate expenses | | | (3,833,427) |
| Profit before income tax | | | 2,540,600 |
| Income tax credit | | | 1,218,269 |
| Profit for the year | | | 3,758,869 |

Note:

| | EGE Business HK\$ | Smart VM Business HK\$ | Unallocated HK\$ | Total HK\$ |
|---|-------------------------|------------------------------|---------------------|---------------|
| Amounts included in the measure of segment results | | | | |
| — Bank interest income | 934 | 8 | 33,948 | 34,890 |
| — Net foreign exchange losses | (87,509) | (14,916) | — | (102,425) |
| — Depreciation of property and equipment | (27,356) | (588,024) | — | (615,380) |
| — Depreciation of right-of-use assets | (1,487,926) | (539,075) | — | (2,027,001) |
| — Reversal of ECL, net | 72,395 | — | — | 72,395 |
| — Finance costs | (208,742) | (29,925) | — | (238,667) |
| — Write-down of inventories to net realisable value, net | (508,042) | (10,463) | — | (518,505) |
| Other segment item | | | | |
| Additions to non-current assets | 212,950 | 547,578 | — | 760,528 |
| As at 31 December 2024 | | | | |
| Segment assets | 28,159,478 | 2,702,828 | 1,110,762 | 31,973,068 |
| Segment liabilities | 10,597,710 | 944,332 | 336,692 | 11,878,734 |

NOTES TO THE CONSOLIDATED FINANCIAL STATEMENTS

FOR THE YEAR ENDED 31 DECEMBER 2024

5. REVENUE AND SEGMENT INFORMATION (Continued)

5.2 Segment information (Continued)

(a) Reportable segment results, assets and liabilities (Continued)

For the year ended 31 December 2023

| | EGE Business HK\$ | Smart VM Business HK\$ | Total HK\$ |
|-----------------------------------|-------------------------|------------------------------|---------------|
| Reportable segment revenue | | | |
| — From external customers | 27,359,909 | 2,333,354 | 29,693,263 |
| Reportable segment results (Note) | 1,422,389 | (1,198,096) | 224,293 |
| Unallocated corporate income | | | 39,169 |
| Unallocated corporate expenses | | | (2,679,922) |
| Loss before income tax | | | (2,416,460) |
| Income tax credit | | | 483,131 |
| Loss for the year | | | (1,933,329) |

Note:

| | EGE Business HK\$ | Smart VM Business HK\$ | Unallocated HK\$ | Total HK\$ |
|--|-------------------------|------------------------------|---------------------|---------------|
| Amounts included in the measure of segment results | | | | |
| — Bank interest income | 681 | 16 | 39,169 | 39,866 |
| — Net foreign exchange gains | 72,352 | (1,203) | — | 71,149 |
| — Depreciation of property and equipment | (25,120) | (590,105) | — | (615,225) |
| — Depreciation of right-of-use assets | (1,149,646) | (574,613) | — | (1,724,259) |
| — Impairment of ECL, net | (33,649) | — | — | (33,649) |
| — Effective interest income on rental deposits | 293 | — | — | 293 |
| — Finance costs | (58,171) | (44,334) | — | (102,505) |
| — Reversal of write-down/(write-down) of inventories to net realisable value, net | 1,124,115 | (15,394) | — | 1,108,721 |
| Other segment item | | | | |
| Additions to non-current assets | 5,193,360 | 550,078 | — | 5,743,438 |
| As at 31 December 2023 | | | | |
| Segment assets | 27,871,784 | 3,486,761 | 4,674,093 | 36,032,638 |
| Segment liabilities | 18,211,159 | 1,267,118 | 218,896 | 19,697,173 |

NOTES TO THE CONSOLIDATED FINANCIAL STATEMENTS

FOR THE YEAR ENDED 31 DECEMBER 2024

5. REVENUE AND SEGMENT INFORMATION *(Continued)*

5.2 Segment information *(Continued)*

(b) Information about major customers

Revenue from customers individually contributing over 10% of the total revenue of the Group of the corresponding years are as follows:

| | 2024 HK\$ | 2023 HK\$ |
|------------|------------------|------------------|
| Customer A | 10,142,602 | N/A [#] |
| Customer B | 6,482,541 | 7,457,034 |
| Customer C | N/A [#] | 4,958,685 |
| Customer D | 7,680,019 | 3,837,952 |
| Customer E | 7,049,102 | N/A [#] |
| Customer F | 6,886,325 | N/A [#] |
| Customer G | N/A [#] | 5,501,195 |

[#] The corresponding revenue did not contribute over 10% of the Group's revenue.

(c) Geographical information

The following table presents non-current assets (other than financial instruments) by location of assets:

| Non-current assets | Macau HK\$ |
|-------------------------------|------------------|
| As at 31 December 2024 | 4,481,276 |
| As at 31 December 2023 | 6,720,491 |

The geographical location of customers (note 5.1(i)) is based on the location at which the services were provided or the goods were delivered.

NOTES TO THE CONSOLIDATED FINANCIAL STATEMENTS

FOR THE YEAR ENDED 31 DECEMBER 2024

6. OTHER INCOME, GAINS AND LOSSES

| | 2024 HK\$ | 2023 HK\$ |
|--|----------------|--------------|
| Other income | | |
| Bank interest income | 34,890 | 39,866 |
| Effective interest income on rental deposits | – | 293 |
| Gain on lease modification | – | 3,615 |
| Freight income from delivery | 165,281 | 15,450 |
| Others | 17,158 | 75,849 |
| | 217,329 | 135,073 |
| Other (losses)/gains | | |
| Net foreign exchange (losses)/gains | (102,425) | 71,149 |
| | 114,904 | 206,222 |

7. REVERSAL/(IMPAIRMENT) OF EXPECTED CREDIT LOSSES (“ECL”), NET

| | 2024 HK\$ | 2023 HK\$ |
|--|--------------|--------------|
| Reversal/(Impairment) of ECL, net | | |
| — Trade receivables | 72,395 | (33,649) |

Details of impairment assessment of financial assets are set out in note 30.2.

8. FINANCE COSTS

| | 2024 HK\$ | 2023 HK\$ |
|-------------------------------------|----------------|--------------|
| Interest charges on bank overdrafts | – | 15 |
| Interest on lease liabilities | 238,667 | 102,490 |
| | 238,667 | 102,505 |

NOTES TO THE CONSOLIDATED FINANCIAL STATEMENTS

FOR THE YEAR ENDED 31 DECEMBER 2024

9. INCOME TAX CREDIT

| | 2024 HK\$ | 2023 HK\$ |
|--|------------------|----------------|
| Current tax | | |
| Macau Complementary Tax | | |
| — Over-provision in respect of prior years | 1,026,963 | 1,049,355 |
| Deferred tax | | |
| — Current year (note 24) | 191,306 | (566,224) |
| Income tax credit | 1,218,269 | 483,131 |

Macau

The Group is subject to Macau Complementary Tax at a rate of 12% (2023: 12%) on the assessable profit.

No provision for Macau Complementary Tax has been made as the Company has available tax losses brought forward from prior years to offset the assessable profits generated during the year ended 31 December 2024. No provision for Macau Complementary Tax has been made as the Group did not generate assessable profit arising in Macau during the year ended 31 December 2023.

The Group assessed the impact of the application of IFRIC 23 “Uncertainty over Income Tax Treatments” in relation to the inter-company management fee paid to Asia Pioneer Entertainment, Ltd. (“**APE BVI**”) and expenses paid to foreign suppliers and services providers for which APE BVI and those foreign suppliers and services providers are neither Macau entities nor Macau tax residents which, in the opinion of management, are not probable that the tax authority will accept as deductible expenses. Hence, the tax effect of approximately HK\$1,090,000 (2023: approximately HK\$1,080,000) in respect of the possible non-deductible expenses has been included in the above reconciliation for the year ended 31 December 2024 based on the most likely amount.

During the year ended 31 December 2024, a reversal of HK\$1,026,963 (2023: HK\$1,049,355) was made in respect of prior years’ tax provision as the statute of limitation has reached 5 years, which is the expiry of Macau tax authority’s right to examine or re-examine a tax treatment.

As at 31 December 2024, the Group has not recognised deferred tax assets in respect of tax losses arising from Macau subsidiaries of approximately MOP19,129,389 (equivalent to approximately HK\$18,527,221) (2023: MOP31,996,698 (equivalent to approximately HK\$31,064,755)), which may be carried forward for three years from the year of incurring the loss. No deferred tax asset has been recognised in respect of those tax losses due to the unpredictability of future profit streams.

Cayman Islands and the BVI

The Group is not subject to any income tax in the Cayman Islands and the BVI pursuant to the rules and regulations in those jurisdictions.

NOTES TO THE CONSOLIDATED FINANCIAL STATEMENTS

FOR THE YEAR ENDED 31 DECEMBER 2024

9. INCOME TAX CREDIT (Continued)

The PRC

Under the Law of the People's Republic of China on Enterprise Income Tax (the "EIT Law") and Implementation Regulation of the EIT Law, the tax rate of the PRC subsidiary is 25%. No provision for Enterprise Income Tax has been made as the Group did not generate assessable profit arising in the PRC during the years ended 31 December 2024 and 2023.

As at 31 December 2024, the Group has not recognised deferred tax assets in respect of tax losses arising from a PRC subsidiary of approximately RMB386,807 (equivalent to approximately HK\$428,116) (2023: RMB386,807 (equivalent to approximately HK\$428,116)), which will expire within the next five years. No deferred tax asset has been recognised in respect of those tax losses due to the unpredictability of future profit streams.

Reconciliation between tax expense and accounting profit/(loss) at applicable tax rate is as follow:

| | 2024 HK\$ | 2023 HK\$ |
|--|--------------|--------------|
| Profit/(Loss) before income tax | 2,540,600 | (2,416,460) |
| Tax credit at Macau income tax rate of 12% (2023: 12%) | 304,872 | (289,975) |
| Tax effect of different tax rates of subsidiaries operating in other jurisdictions | (759) | (7,049) |
| Tax effect of income not taxable for tax purpose | (211,774) | (136,767) |
| Tax effect of expenses not deductible for tax purpose | 864,087 | 437,321 |
| Tax effect of temporary differences not recognised | 190,408 | (959,664) |
| Utilisation of tax losses previously not recognised | (1,537,265) | – |
| Tax effect of unrecognised tax losses | 581,737 | 389,910 |
| Over provision in respect of prior years | 1,026,963 | 1,049,355 |
| Income tax credit | 1,218,269 | 483,131 |

NOTES TO THE CONSOLIDATED FINANCIAL STATEMENTS

FOR THE YEAR ENDED 31 DECEMBER 2024

10. PROFIT/(LOSS) FOR THE YEAR

Profit/(Loss) for the year has been arrived at after charging/(crediting):

| | 2024 HK\$ | 2023 HK\$ |
|---|-------------------|--------------|
| Staff costs (including directors' emoluments (<i>note 11</i>)): | | |
| — Salaries and allowances | 13,742,396 | 9,573,982 |
| — Retirement benefits scheme contributions (<i>note</i>) | 41,709 | 40,617 |
| | 13,784,105 | 9,614,599 |
| Lease charges: | | |
| — Short term leases | 274,884 | 344,135 |
| Depreciation: | | |
| — Property and equipment | 615,380 | 615,225 |
| — Right-of-use assets | 2,027,001 | 1,724,259 |
| Total depreciation | 2,642,381 | 2,339,484 |
| Cost of inventories recognised as expenses | 22,701,177 | 14,672,812 |
| Cost of service provided | 419,697 | 1,538,326 |
| | 23,120,874 | 16,211,138 |
| Auditor's remuneration | 944,000 | 916,000 |
| Loss on disposal of property and equipment, net | 17,241 | – |
| Gain on lease modification | – | (3,615) |

Notes:

At the end of the reporting period, the Group had no forfeited contributions available to reduce its existing contributions to the retirement benefit scheme in future years.

NOTES TO THE CONSOLIDATED FINANCIAL STATEMENTS

FOR THE YEAR ENDED 31 DECEMBER 2024

11. DIRECTORS' AND CHIEF EXECUTIVE'S EMOLUMENTS

11.1 Directors' and chief executive's emoluments

Directors' and chief executive's emoluments, disclosed pursuant to the GEM Listing Rules, section 383(1) of the Hong Kong Companies Ordinance and Part 2 of the Companies (Disclosure of Information about Benefits of Directors) Regulation, is as follows:

| | Other emoluments | | | | Total HK\$ |
|---|-------------------------|--|---|---|------------------|
| | Directors' fees HK\$ | Salaries, allowances and benefits in kinds HK\$ | Discretionary bonuses HK\$ (note f) | Retirement scheme contributions HK\$ | |
| 2024 | | | | | |
| <i>Executive Directors</i> | | | | | |
| Mr. Huie, Allen Tat Yan (note a) | 1,178,000 | – | – | – | 1,178,000 |
| Mr. Ng Man Ho Herman (note b) | 1 | 1,270,307 | – | – | 1,270,308 |
| Mr. Chan Chi Lun (note c) | – | 967,200 | – | – | 967,200 |
| Ms. Maria Fatima Francisco Freire Garcia (note d) | – | 234,553 | – | 87 | 234,640 |
| <i>Independent Non-Executive Directors</i> | | | | | |
| Mr. Choi Kwok Wai | 160,000 | – | – | – | 160,000 |
| Mr. Ho Kevin King Lun | 160,000 | – | – | – | 160,000 |
| Mr. Ma Chi Seng | 160,000 | – | – | – | 160,000 |
| | 1,658,001 | 2,472,060 | – | 87 | 4,130,148 |

NOTES TO THE CONSOLIDATED FINANCIAL STATEMENTS

FOR THE YEAR ENDED 31 DECEMBER 2024

11. DIRECTORS' AND CHIEF EXECUTIVE'S EMOLUMENTS (Continued)

11.1 Directors' and chief executive's emoluments (Continued)

| | Other emoluments | | | | Total HK\$ |
|--|----------------------------|---|--|---|---------------|
| | Directors' fees HK\$ | Salaries, allowances and benefits in kinds HK\$ | Discretionary bonuses HK\$ (note f) | Retirement scheme contributions HK\$ | |
| 2023 | | | | | |
| <i>Executive Directors</i> | | | | | |
| Mr. Huie, Allen Tat Yan (note a) | 541,500 | – | – | – | 541,500 |
| Mr. Ng Man Ho Herman (note b) | 1 | 655,825 | – | – | 655,826 |
| Mr. Chan Chi Lun (note c) | – | 444,600 | – | – | 444,600 |
| <i>Independent Non-Executive Directors</i> | | | | | |
| Mr. Choi Kwok Wai | 160,000 | – | – | – | 160,000 |
| Mr. Ho Kevin King Lun | 160,000 | – | – | – | 160,000 |
| Mr. Ma Chi Seng | 160,000 | – | – | – | 160,000 |
| | 1,021,501 | 1,100,425 | – | – | 2,121,926 |

Notes:

- (a) Mr. Huie, Allen Tat Yan is an Executive Director and Chairman of the Company. His emoluments disclosed above also include those for services rendered by him as the chairman.
- (b) Mr. Ng Man Ho Herman is an Executive Director and Chief Executive Officer of the Company. His emoluments disclosed above also include those for services rendered by him as the Chief Executive Officer.
- (c) Mr. Chan Chi Lun is an Executive Director and Chief Financial Officer of the Company. His emoluments disclosed above include those for services rendered by him as the Chief Financial Officer.
- (d) Ms. Maria Fatima Francisco Freire Garcia is the Sales Director and is appointed an Executive Director of the Company on 30 September 2024. Her emoluments disclosed above also include those for services rendered by her as the Sales Director since 30 September 2024.
- (e) Mr. Choi Kwok Wai, Mr. Ho Kevin King Lun and Mr. Ma Chi Seng are Independent Non-Executive Directors of the Company.
- (f) The discretionary bonus was determined by reference to the duties and responsibilities of respective directors and the Group's performance.

There was no arrangement under which a director or the chief executive waived or agreed to waive any remuneration during the year.

NOTES TO THE CONSOLIDATED FINANCIAL STATEMENTS

FOR THE YEAR ENDED 31 DECEMBER 2024

11. DIRECTORS' AND CHIEF EXECUTIVE'S EMOLUMENTS (Continued)

11.2 Five highest paid individual's emoluments

The five highest paid individuals for the year ended 31 December 2024 included four (2023: three) directors, details of whose emoluments are set out in note 11.1 above. The aggregate emoluments of the remaining one (2023: two) individuals for the year ended 31 December 2024 were as follows:

| | 2024 HK\$ | 2023 HK\$ |
|---|------------------|------------------|
| Salaries and allowances | 1,607,291 | 1,158,252 |
| Retirement benefit scheme contributions | – | 699 |
| | 1,607,291 | 1,158,951 |

The number of the highest paid individuals who are not the directors of the Company whose remuneration fell within the following band:

| Emolument band | Number of employees | |
|--------------------------------|---------------------|----------|
| | 2024 | 2023 |
| Nil to HK\$1,000,000 | – | 2 |
| HK\$1,000,001 to HK\$2,000,000 | 1 | – |
| | 1 | 2 |

During the years ended 31 December 2024 and 2023, no emolument was paid by the Group to the director or any of the five highest paid individuals of the Group as an inducement to join or upon joining the Group or as compensation for loss of office.

NOTES TO THE CONSOLIDATED FINANCIAL STATEMENTS

FOR THE YEAR ENDED 31 DECEMBER 2024

12. DIVIDENDS

No dividend was paid or proposed by the Company during the year ended 31 December 2024, nor has any dividend been proposed since the end of the reporting period (2023: Nil).

13. EARNINGS/(LOSS) PER SHARE

The calculation of the basic earnings/(loss) per share attributable to the owners of the Company is based on the following data:

| | 2024 | 2023 |
|---|----------------------|---------------|
| | <i>HK\$</i> | <i>HK\$</i> |
| Earnings/(loss) for the purpose of basic earnings/(loss) per share | | |
| Profit/(Loss) for the year attributable to the owners of the Company | 3,758,869 | (1,933,329) |
| <hr/> | | |
| | 2024 | 2023 |
| Number of shares | | |
| Weighted average number of ordinary shares | 1,000,000,000 | 1,000,000,000 |
| <hr/> | | |

Diluted earnings/(loss) per share for the years ended 31 December 2024 and 2023 were the same as basic earnings/(loss) per share as there were no potential ordinary shares in existence during the years.

NOTES TO THE CONSOLIDATED FINANCIAL STATEMENTS

FOR THE YEAR ENDED 31 DECEMBER 2024

14. PROPERTY AND EQUIPMENT

| | Leasehold improvements HK\$ | Furniture, fixtures and equipment HK\$ | Electrical equipment HK\$ | Computers HK\$ | Motor vehicles HK\$ | Vending machines HK\$ | Total HK\$ |
|--|-----------------------------------|---|---------------------------------|-------------------|---------------------------|-----------------------------|---------------|
| As at 1 January 2023 | | | | | | | |
| Cost | 4,280,044 | 584,158 | 287,875 | 1,597,234 | 656,000 | 2,690,769 | 10,096,080 |
| Accumulated depreciation | (4,280,044) | (456,795) | (280,684) | (1,197,968) | (521,600) | (648,007) | (7,385,098) |
| Accumulated impairment loss | - | (127,363) | (7,191) | (274,221) | - | - | (408,775) |
| Net book amount | - | - | - | 125,045 | 134,400 | 2,042,762 | 2,302,207 |
| Year ended 31 December 2023 | | | | | | | |
| Opening net book amount | - | - | - | 125,045 | 134,400 | 2,042,762 | 2,302,207 |
| Additions | - | - | - | 14,299 | - | 76,636 | 90,935 |
| Depreciation | - | - | - | (40,294) | (33,600) | (541,331) | (615,225) |
| Closing net book amount | - | - | - | 99,050 | 100,800 | 1,578,067 | 1,777,917 |
| As at 31 December 2023 and 1 January 2024 | | | | | | | |
| Cost | 4,280,044 | 584,158 | 287,875 | 1,611,533 | 656,000 | 2,767,405 | 10,187,015 |
| Accumulated depreciation | (4,280,044) | (456,795) | (280,684) | (1,238,262) | (555,200) | (1,189,338) | (8,000,323) |
| Accumulated impairment loss | - | (127,363) | (7,191) | (274,221) | - | - | (408,775) |
| Net book amount | - | - | - | 99,050 | 100,800 | 1,578,067 | 1,777,917 |
| Year ended 31 December 2024 | | | | | | | |
| Opening net book amount | - | - | - | 99,050 | 100,800 | 1,578,067 | 1,777,917 |
| Additions | - | - | - | 327,747 | - | - | 327,747 |
| Disposals | - | - | - | (43,768) | - | (16,094) | (59,862) |
| Transfer to inventories | - | - | - | - | - | (73,460) | (73,460) |
| Depreciation | - | - | - | (47,511) | (33,600) | (534,269) | (615,380) |
| Closing net book amount | - | - | - | 335,518 | 67,200 | 954,244 | 1,356,962 |
| As at 31 December 2024 | | | | | | | |
| Cost | 4,280,044 | 584,158 | 287,875 | 1,861,470 | 656,000 | 2,613,192 | 10,282,739 |
| Accumulated depreciation | (4,280,044) | (584,158) | (287,875) | (1,525,952) | (588,800) | (1,658,948) | (8,925,777) |
| Net book amount | - | - | - | 335,518 | 67,200 | 954,244 | 1,356,962 |

The above items of property and equipment, after taking into account the residual values, are depreciated on a straight-line basis at the following rates per annum:

| | |
|-----------------------------------|---|
| Leasehold improvements | 33.33% or over the lease term, whichever is shorter |
| Furniture, fixtures and equipment | 20% |
| Electrical equipment | 20%–33.33% |
| Computers | 25% |
| Motor vehicles | 20% |
| Vending machines | 20% |

NOTES TO THE CONSOLIDATED FINANCIAL STATEMENTS

FOR THE YEAR ENDED 31 DECEMBER 2024

15. RIGHT-OF-USE ASSETS

| | Carrying amount | | Depreciation |
|-------------------------------|------------------|------------------|------------------|
| | As at | As at | For the |
| | 31 December | 1 January | year ended |
| | 2024 | 2024 | 31 December |
| | HK\$ | HK\$ | 2024 |
| | | | HK\$ |
| Premises for vending machines | 458,551 | 689,118 | 539,075 |
| Office premises | 2,355,306 | 3,532,958 | 1,177,653 |
| Warehouses | 228,628 | 478,041 | 249,413 |
| Car parks | 81,829 | 18,417 | 60,860 |
| | 3,124,314 | 4,718,534 | 2,027,001 |

| | Carrying amount | | Depreciation |
|-------------------------------|------------------|----------------|------------------|
| | As at | As at | For the |
| | 31 December | 1 January | year ended |
| | 2023 | 2023 | 31 December |
| | HK\$ | HK\$ | 2023 |
| | | | HK\$ |
| Premises for vending machines | 689,118 | 790,290 | 574,613 |
| Office premises | 3,532,958 | – | 1,062,036 |
| Warehouses | 478,041 | – | 41,569 |
| Car parks | 18,417 | – | 46,041 |
| | 4,718,534 | 790,290 | 1,724,259 |

The Group has obtained the right to use leased premises for vending machines, office premises, warehouses and car parks for its operations through tenancy agreements. Lease contracts are entered into for fixed term of one to three years (2023: one to three years). Lease terms are negotiated on an individual basis and contain different terms and conditions. In determining the lease term and assessing the length of the non-cancellable period, the Group applies the definition of a contract and determines the period for which the contract is enforceable. During the year ended 31 December 2024, the lease modification was HK\$432,781 (2023: additions to right-of-use assets were HK\$5,652,503, including the lease modification of HK\$5,232,240) (note 31).

Details of the lease maturity analysis of lease liabilities are set out in notes 23 and 30.2.

NOTES TO THE CONSOLIDATED FINANCIAL STATEMENTS

FOR THE YEAR ENDED 31 DECEMBER 2024

16. FINANCIAL ASSET AT FVOCI

| | 2024 HK\$ | 2023 HK\$ |
|----------------------------|----------------|--------------|
| Unlisted equity investment | 783,495 | – |

The movements in financial asset at FVOCI during the year are as follows:

| | 2024 HK\$ | 2023 HK\$ |
|---|----------------|--------------|
| At beginning of the year | – | – |
| Payment of capital contribution | 783,495 | – |
| Change in fair value recognised in other comprehensive income | – | – |
| At end of the year | 783,495 | – |

The amount represented unlisted equity investment in a Macau company. During the year ended 31 December 2024, the Group made capital contribution of US\$100,000 (equivalent to HK\$783,495) to the investee for a 3.57% equity interest therein.

At initial recognition, the Group elected to designate this investment as FVOCI as management intends to hold this for strategic purpose.

The fair value is measured as described in note 30.3.

17. INVENTORIES

| | 2024 HK\$ | 2023 HK\$ |
|------------------|------------------|--------------|
| Spare parts | 1,920,413 | 2,042,061 |
| Finished goods | 753,096 | 1,118,706 |
| Merchandise | 403,082 | 408,786 |
| Goods in transit | 120,490 | – |
| | 3,197,081 | 3,569,553 |

During the year ended 31 December 2024, the Group made a provision of HK\$518,505 for inventories write-down (2023: net reversal of write-down of inventories of HK\$1,108,721) based on current market conditions and the historical experience of selling products of similar nature.

NOTES TO THE CONSOLIDATED FINANCIAL STATEMENTS

FOR THE YEAR ENDED 31 DECEMBER 2024

18. TRADE AND OTHER RECEIVABLES

| | 2024 HK\$ | 2023 HK\$ |
|---|---------------------|--------------|
| Trade receivables | 7,914,816 | 7,703,896 |
| Less: Allowances for ECL | (5,111) | (77,506) |
| | 7,909,705 | 7,626,390 |
| Amounts transferred from finance lease receivables upon derecognition | 22,988,870 | 22,988,870 |
| Less: Allowances for ECL | (22,988,870) | (22,988,870) |
| | – | – |
| Other receivables, prepayments and deposits | | |
| — Purchase and trial products deposits to suppliers (<i>note</i>) | 1,715,838 | 3,530,359 |
| — Prepayment for upgrade EGE supports services | 70,834 | 427,666 |
| — Prepayment for staff costs | – | 552,319 |
| — Prepayment for insurance | 4,850 | 195,775 |
| — Prepayment for annual listing fee | 156,300 | 156,300 |
| — Other prepayments and deposits | 250,150 | 258,002 |
| — Other receivables | 253,305 | 167,690 |
| — Rental deposits | 495,334 | 543,838 |
| | 2,946,611 | 5,831,949 |
| | 10,856,316 | 13,458,339 |
| Representing: | | |
| — Current | 10,468,057 | 13,046,799 |
| — Non-current | 388,259 | 411,540 |
| | 10,856,316 | 13,458,339 |

NOTES TO THE CONSOLIDATED FINANCIAL STATEMENTS

FOR THE YEAR ENDED 31 DECEMBER 2024

18. TRADE AND OTHER RECEIVABLES (Continued)

The Group allows an average credit period of 30 days to its trade customers throughout the year. Before accepting any new customer, the Group assesses the potential customer's credit quality. Credit limits attributed to customers and credit term granted to customers are reviewed regularly. Due dates of the trade receivables are determined based on the agreed payment dates as stipulated in the invoice.

Note: As at 31 December 2024, the Group has paid HK\$1,715,838 (2023: HK\$3,530,359) on purchase and trial products deposits. The Group co-operated with electronic gaming equipment manufacturers to provide trial period for casino operators to test the performance of new products before confirming the purchase. Under exclusive distribution agreement with manufacturers, the Group is required to pay in the range of 30% to 50% of the total purchase price as deposit for securing the purchase or trial of products. Such deposits are refundable and expected to be utilised for purchase within one year.

The following is an ageing analysis of trade receivables presented based on the invoice date at the end of the reporting period.

| | 2024 HK\$ | 2023 HK\$ |
|---------------|------------------|------------------|
| 0 – 30 days | 7,768,381 | 5,526,939 |
| 31 – 60 days | 97,994 | 1,708,526 |
| 61 – 90 days | 45,291 | 378,503 |
| 91 – 180 days | 3,150 | 19,869 |
| Over 180 days | – | 70,059 |
| | 7,914,816 | 7,703,896 |

Details of impairment assessment of financial assets are set out in note 30.2.

19. AMOUNT DUE FROM A RELATED COMPANY

The amount represented due from the investee company (note 16) in which the Group has 3.57% equity interest therein. The Company's Executive Directors, Mr. Huie, Allen Tat Yan, Mr. Ng Man Ho Herman and Mr. Chan Chi Lun are common directors in the investee company.

The amount is unsecured, interest-free and repayable on demand.

20. FIXED BANK DEPOSITS

As at 31 December 2024, fixed bank deposits carried interest rate ranging from 1.550% to 3.800% per annum (2023: 0.184% per annum) with the original maturity of three months to one year (2023: one year).

NOTES TO THE CONSOLIDATED FINANCIAL STATEMENTS

FOR THE YEAR ENDED 31 DECEMBER 2024

21. TRADE AND OTHER PAYABLES

| | 2024 HK\$ | 2023 HK\$ |
|--|------------------|--------------|
| Trade payables | 3,736,457 | 3,573,607 |
| Payroll payables and other accrued staff costs | 424,688 | 355,329 |
| Other payables and accrued expenses | 1,689,179 | 2,749,029 |
| Provision for restoration | 533,981 | 533,981 |
| Leasing and franchise deposits received | 74,510 | 95,966 |
| | 6,458,815 | 7,307,912 |

The credit period on trade payables ranges from 30 to 60 days. The ageing analysis of the Group's trade payables below is presented based on the invoice date (or date of cost incurred, if earlier) at the end of the reporting period:

| | 2024 HK\$ | 2023 HK\$ |
|--------------|------------------|--------------|
| 0 – 30 days | 1,407,262 | 2,596,095 |
| 31 – 60 days | 2,316,088 | 622,368 |
| 61 – 90 days | – | 40,479 |
| Over 90 days | 13,107 | 314,665 |
| | 3,736,457 | 3,573,607 |

22. CONTRACT LIABILITIES

| | 2024 HK\$ | 2023 HK\$ |
|---|----------------|--------------|
| Technical Sales and Distribution of Electronic Gaming Equipment | 14,564 | 626,879 |
| Consultancy and Technical Services | 461,305 | 4,054,309 |
| | 475,869 | 4,681,188 |

Contract liabilities represent the non-refundable deposits received from customers for future gaming machines and equipment and upgrade EGE support services to be provided by the Group.

The transaction price allocated to the remaining unsatisfied or partially satisfied performance obligations as at 31 December 2024 and 2023 are as follows:

| | 2024 HK\$ | 2023 HK\$ |
|-----------------|--------------|--------------|
| Within one year | 475,869 | 4,681,188 |

NOTES TO THE CONSOLIDATED FINANCIAL STATEMENTS

FOR THE YEAR ENDED 31 DECEMBER 2024

22. CONTRACT LIABILITIES (Continued)

Contract liabilities outstanding at the beginning of the year of 1 January 2024 amounting to HK\$4,681,188 (2023: HK\$56,094) have been recognised as revenue during the year ended 31 December 2024.

The significant decrease of contract liabilities as at 31 December 2024 is mainly due to the decrease in deposits received result from future gaming machines and equipment and upgrade EGE support services orders received from customers around the year end.

The significant increase of contract liabilities as at 31 December 2023 is mainly due to the increase in deposits received result from future gaming machines and equipment and upgrade EGE support services orders received from customers during the year.

23. LEASE LIABILITIES

The following table shows the remaining contractual maturities of the Group's lease liabilities:

| | 2024 HK\$ | 2023 HK\$ |
|---|------------------|--------------|
| Total minimum lease payments | | |
| — Due within one year | 1,974,350 | 2,103,273 |
| — Due in the second to fifth years | 1,442,672 | 3,065,675 |
| | 3,417,022 | 5,168,948 |
| Future finance charges on lease liabilities | (175,144) | (381,317) |
| Present value of lease liabilities | 3,241,878 | 4,787,631 |

| | 2024 HK\$ | 2023 HK\$ |
|--|--------------------|--------------|
| Present value of minimum lease payments: | | |
| — Due within one year | 1,839,504 | 1,878,114 |
| — Due in the second to fifth years | 1,402,374 | 2,909,517 |
| | 3,241,878 | 4,787,631 |
| Less: Portion due within one year included under current liabilities | (1,839,504) | (1,878,114) |
| Portion due after one year included under non-current liabilities | 1,402,374 | 2,909,517 |

During the year ended 31 December 2024, the total cash outflows for the leases are HK\$2,492,085 (2023: HK\$2,365,683).

As at 31 December 2024, the Group entered into 14 (2023: 14) lease agreements for use of leased premises for vending machines, office premises, warehouses and car parks with remaining lease term of one to two years (2023: one to three years). The Group makes fixed payments during the contract periods. One lease agreement (2023: one) contains an option for further extending the lease period for additional one year by giving a one to three months' notice to landlord before the end of the lease. The Group considered the option would be exercised at the lease commencement date.

NOTES TO THE CONSOLIDATED FINANCIAL STATEMENTS

FOR THE YEAR ENDED 31 DECEMBER 2024

24. DEFERRED TAX LIABILITIES

The movement during the year in the deferred tax liabilities is as follows:

| | Right-of-use assets | |
|--------------------------------------|---------------------|----------------|
| | 2024 | 2023 |
| | HK\$ | HK\$ |
| At beginning of the year | 566,224 | – |
| (Credited)/Charged to profit or loss | (191,306) | 566,224 |
| At end of the year | 374,918 | 566,224 |

25. SHARE OPTION SCHEME

The Group's share option scheme was conditionally adopted pursuant to a resolution passed on 25 October 2017 for the primary purpose of providing incentives to directors and eligible employees, and will expire on 24 October 2027. Under the scheme, the board of directors of the Company may grant options to eligible employees, including directors of the Company and its subsidiaries, to subscribe for shares in the Company.

The subscription price is set at highest of (a) the official closing price of the Company's shares as stated in the Stock Exchange's daily quotation sheets on the date of grant, which must be a day on which the Stock Exchange is open for the business of dealing in securities; (b) the average of the official closing prices of the Company's shares as stated in the Stock Exchange's daily quotation sheets for the five business days immediately preceding the date of grant; and (c) the nominal value of a Company's share.

The aggregate number of shares which may be issued upon exercise of all options to be granted under the share option scheme, and other schemes offered by the Company, as from the date of adoption of the share option scheme, shall not exceed 10% of the shares in issue on the listing date. The overall limit on the number of shares which shall be issued upon exercise of all outstanding options granted and yet to be exercised under the share option scheme, and other schemes offered by the Company, shall not exceed 30% of the issued share capital of the Company from time to time. The total number of shares issued, and to be issued, upon exercise of options granted in accordance with the Share Option Scheme to the participant in any 12-month period shall not exceed 1% of the issued share capital of the Company.

As at 31 December 2024 and 2023, no option has been granted pursuant to the share option scheme.

NOTES TO THE CONSOLIDATED FINANCIAL STATEMENTS

FOR THE YEAR ENDED 31 DECEMBER 2024

26. SHARE CAPITAL

The Company's authorised and issued share capital are as follows:

| | 2024 | | 2023 | |
|---|------------------|-----------------------|------------------|-----------------------|
| | Number of shares | Nominal value HK\$ | Number of shares | Nominal value HK\$ |
| Ordinary shares of HK\$0.01 each | | | | |
| Authorised | 10,000,000,000 | 100,000,000 | 10,000,000,000 | 100,000,000 |
| Issued and fully paid | 1,000,000,000 | 10,000,000 | 1,000,000,000 | 10,000,000 |

27. LEASE COMMITMENTS

As lessee

As at 31 December 2024 and 2023, the lease commitments for short-term leases of the Group in respect of premises leased for vending machines are as follows:

| | 2024 HK\$ | 2023 HK\$ |
|-----------------|--------------|--------------|
| Within one year | 72,563 | 97,192 |

As lessor

As at 31 December 2024 and 2023, the Group had future aggregate minimum lease receipts under non-cancellable operating leases in respect of vending machines as follows:

| | 2024 HK\$ | 2023 HK\$ |
|-------------------------------------|--------------|--------------|
| Within one year | 244,374 | 122,485 |
| After one year but within two years | 2,670 | 56,952 |
| | 247,044 | 179,437 |

28. CAPITAL COMMITMENTS

| | 2024 HK\$ | 2023 HK\$ |
|----------------------------------|--------------|--------------|
| Contracted but not provided for: | | |
| — Property and equipment | — | 53,348 |

NOTES TO THE CONSOLIDATED FINANCIAL STATEMENTS

FOR THE YEAR ENDED 31 DECEMBER 2024

29. CAPITAL MANAGEMENT

The Group manages its capital to ensure that entities in the Group will be able to continue as a going concern while maximising the return to shareholders through the optimisation of the debt and equity balance. The Group's overall strategy remains unchanged from prior year.

The capital structure of the Group consists of bank balances and cash, fixed bank deposits and equity attributable to owners of the Company, comprising issued share capital and reserves including retained profits.

The directors of the Company review the capital structure from time to time. As a part of this review, the directors consider the cost of capital and the risks associated with each class of capital. Based on recommendations of the directors, the Group will balance its overall capital structure through the payment of dividends, the issue of new shares as well as the issue of new debt.

30. FINANCIAL INSTRUMENTS

30.1 Categories of financial assets and liabilities

The carrying amounts presented in the consolidated statement of financial position relate to the following categories of financial assets and financial liabilities:

| | 2024 | 2023 |
|--|-------------------|------------|
| | HK\$ | HK\$ |
| Financial assets at amortised cost | | |
| Rental deposits | 495,334 | 543,838 |
| Trade and other receivables | 8,254,098 | 7,885,167 |
| Amount due from a related company | 195,000 | – |
| Fixed bank deposits | 4,320,483 | 40,409 |
| Bank balances and cash | 8,139,417 | 12,243,846 |
| Financial asset at FVOCI | | |
| Unlisted equity investment | 783,495 | – |
| | 22,187,827 | 20,713,260 |
| Financial liabilities at amortised cost | | |
| Trade and other payables | 5,850,324 | 6,677,965 |
| Lease liabilities | 3,241,878 | 4,787,631 |
| | 9,092,202 | 11,465,596 |

30.2 Financial risk management objectives and policies

The Group's major financial instruments include rental deposits, trade and other receivables, fixed bank deposits, bank balances and cash, trade and other payables and lease liabilities. Details of these financial instruments are disclosed in the respective notes. The risks associated with these financial instruments include market risk (currency risk and interest rate risk), liquidity risk and credit risk. The policies on how to mitigate these risks are set out below. The management manages and monitors these exposures to ensure appropriate measures are implemented on a timely and effective manner.

NOTES TO THE CONSOLIDATED FINANCIAL STATEMENTS

FOR THE YEAR ENDED 31 DECEMBER 2024

30. FINANCIAL INSTRUMENTS (Continued)

30.2 Financial risk management objectives and policies (Continued)

Market risk

Currency risk

Currency risk refers to the risk that the fair value or future cash flows of a financial instrument will fluctuate because of changes in foreign exchange rates. The Group's exposures to currency risk arise from its sales and purchases, which are primarily denominated in HK\$, MOP and Euro ("EUR"). They are not the functional currency of the group entities to which these transactions relate.

Foreign currency denominated financial assets and liabilities, translated into HK\$ at the closing rates, are as follows:

| Original currency Equivalent HK\$ | HK\$ HK\$ | MOP HK\$ | EUR HK\$ |
|--|--------------|-------------|-------------|
| 2024 | | | |
| Rental deposits | 238,300 | 257,034 | – |
| Trade and other receivables | 174,150 | 459,087 | – |
| Amount due from a related company | 195,000 | – | – |
| Fixed bank deposits | 4,280,000 | 40,483 | – |
| Bank balances and cash | 4,769,225 | 2,371,355 | 28,451 |
| Trade and other payables | (1,038,007) | (1,175,985) | (3,321,017) |
| Lease liabilities | (2,767,689) | (474,189) | – |
| Net exposure arising from recognised assets and liabilities | 5,850,979 | 1,477,785 | (3,292,566) |
| 2023 | | | |
| Rental deposits | 238,300 | 305,538 | – |
| Trade and other receivables | 4,414,857 | 305,111 | – |
| Fixed bank deposits | – | 40,409 | – |
| Bank balances and cash | 4,808,706 | 2,274,148 | 17,165 |
| Trade and other payables | (2,549,084) | (1,358,173) | (515,205) |
| Lease liabilities | (4,073,876) | (713,755) | – |
| Net exposure arising from recognised assets and liabilities | 2,838,903 | 853,278 | (498,040) |

The management considers that the Group is mainly exposed to the effects of fluctuation in EUR and not exposed to significant foreign currency risk in relation to transactions denominated in HK\$ and US\$, as MOP and US\$ are pegged to HK\$.

NOTES TO THE CONSOLIDATED FINANCIAL STATEMENTS

FOR THE YEAR ENDED 31 DECEMBER 2024

30. FINANCIAL INSTRUMENTS *(Continued)*

30.2 Financial risk management objectives and policies *(Continued)*

Market risk *(Continued)*

Currency risk (Continued)

The following table illustrates the sensitivity of the Group's profit after income tax for the year and equity in regards to an appreciation in the group entities' functional currencies against EUR. These sensitivity rates are the rates used when reporting foreign currency risk internally to key management personnel and represents management's best assessment of the possible change in foreign exchange rates.

| | Sensitivity rate | Increase in profit after income tax HK\$ | Increase in equity HK\$ |
|-------------|------------------|---|----------------------------|
| 2024 | | | |
| EUR | 5% | 144,873 | 144,873 |
| 2023 | | | |
| EUR | 5% | 21,914 | 21,914 |

Interest rate risk

Interest rate risk relates to the risk that the fair value or cash flows of a financial instrument will fluctuate because of changes in the market interest rates. The Group's interest rate risk arises primarily from lease liabilities. The exposure to interest rates for the Group's short-term bank deposits is considered immaterial.

Credit risk and impairment assessment

Credit risk refers to the risk that the Group's counterparties default on their contractual obligations resulting in financial losses to the Group. The Group's credit risk exposures are primarily attributable to rental deposits, trade and other receivables, fixed bank deposits and bank balances.

The Group performed impairment assessment for financial assets and other items under ECL model. Information about the Group's credit risk management, maximum credit risk exposures and the related impairment assessment, if applicable, are summarised as below:

Trade receivables

As at 31 December 2024, the Group has concentration of credit risk as 51.2% (2023: 55.8%) and 97.3% (2023: 97.4%) of the total of trade receivables was due from the Group's largest debtor and the five largest debtors respectively where the balances are mainly generated from sales of electronic gaming machines and equipment. In order to minimise the credit risk, the management of the Group has delegated a team responsible for determination of credit limits and credit approvals. Before accepting any new customer, the Group uses an internal credit scoring system to assess the potential customer's credit quality and defines credit limits by customer. Limits and scoring attributed to customers are reviewed twice a year. Other monitoring procedures are in place to ensure that follow-up action is taken to recover overdue debts.

NOTES TO THE CONSOLIDATED FINANCIAL STATEMENTS

FOR THE YEAR ENDED 31 DECEMBER 2024

30. FINANCIAL INSTRUMENTS (Continued)

30.2 Financial risk management objectives and policies (Continued)

Credit risk and impairment assessment (Continued)

Trade receivables (Continued)

In addition, the Group performs impairment assessment under ECL model on trade receivables balances based on provision matrix. In this regard, the directors of the Company considered that the Group's credit risk is significantly reduced.

Other financial assets at amortised cost

They mainly comprise of rental deposits, other receivables, fixed bank deposits and bank balances. They are measured on 12-month ECL basis as there had been no significant increase in credit risk since initial recognition.

For fixed bank deposits and bank balances, such amounts are placed in banks in Macau and Hong Kong having good reputation. The directors of the Company assessed the risk of default negligible.

For rental deposits and other receivables, the directors of the Company considered the historical experience and forward-looking information and assessed the risk of default as low, thus, no impairment allowance is made during the year.

The Group's internal credit rating assessment comprises the following categories:

| Internal credit rating | Description | Trade receivables | Other financial assets |
|------------------------|---|------------------------------------|------------------------------------|
| Very low risk | The counterparty has a very low risk of default and does not have any past-due amounts | Lifetime ECL — not credit-impaired | 12-month ECL |
| Low risk | Debtor frequently repays after due dates but usually settle in full | Lifetime ECL — not credit-impaired | 12-month ECL |
| High risk | There have been significant increases in credit risk since initial recognition through information developed internally or external resources | Lifetime ECL — not credit-impaired | Lifetime ECL — not credit-impaired |
| Write-off | There is evidence indicating that the debtor is in severe financial difficulty and the Group has no realistic prospect of recovery | Amount is written off | Amount is written off |

NOTES TO THE CONSOLIDATED FINANCIAL STATEMENTS

FOR THE YEAR ENDED 31 DECEMBER 2024

30. FINANCIAL INSTRUMENTS (Continued)

30.2 Financial risk management objectives and policies (Continued)

Credit risk and impairment assessment (Continued)

Other financial assets at amortised cost (Continued)

The tables below detail the credit risk exposures of the Group's financial assets, which are subject to ECL assessment:

| | Notes | External credit rating | Internal credit rating | 12-month or lifetime ECL | Gross carrying amount | |
|---|-------|------------------------|------------------------|---------------------------------|-----------------------|--------------|
| | | | | | 2024 HK\$ | 2023 HK\$ |
| Rental deposits | (a) | N/A | Low risk | 12-month ECL | 495,334 | 543,838 |
| Amounts transferred from finance lease receivables upon derecognition | (b) | N/A | Loss | Lifetime ECL (provision matrix) | 22,988,870 | 22,988,870 |
| Trade receivables | (b) | N/A | Very low risk | Lifetime ECL (provision matrix) | 164,441 | 124,701 |
| | | | Low risk | | 7,905 | 330,947 |
| | | | High risk | | – | – |
| | | | Loss | | – | 70,059 |
| Other receivables and deposits | (a) | N/A | N/A | 12-month ECL | 344,393 | 258,777 |
| Amount due from a related company | (a) | N/A | N/A | 12-month ECL | 195,000 | – |
| Fixed bank deposits | | High | N/A | 12-month ECL | 4,320,483 | 40,409 |
| Bank balances | | High | N/A | 12-month ECL | 8,139,417 | 12,243,846 |

NOTES TO THE CONSOLIDATED FINANCIAL STATEMENTS

FOR THE YEAR ENDED 31 DECEMBER 2024

30. FINANCIAL INSTRUMENTS (Continued)

30.2 Financial risk management objectives and policies (Continued)

Credit risk and impairment assessment (Continued)

Other financial assets at amortised cost (Continued)

Notes:

- (a) For the purposes of internal credit risk management, the Group uses past due information to assess whether credit risk has increased significantly since initial recognition.

| | Past due HK\$ | Not past due HK\$ | Total HK\$ |
|-----------------------------------|------------------|----------------------|---------------|
| 2024 | | | |
| Rental deposits | – | 495,334 | 495,334 |
| Other receivables and deposits | – | 344,393 | 344,393 |
| Amount due from a related company | – | 195,000 | 195,000 |
| | – | 1,034,727 | 1,034,727 |
| 2023 | | | |
| Rental deposits | – | 543,838 | 543,838 |
| Other receivables and deposits | – | 258,777 | 258,777 |
| | – | 802,615 | 802,615 |

NOTES TO THE CONSOLIDATED FINANCIAL STATEMENTS

FOR THE YEAR ENDED 31 DECEMBER 2024

30. FINANCIAL INSTRUMENTS (Continued)

30.2 Financial risk management objectives and policies (Continued)

Credit risk and impairment assessment (Continued)

Provision matrix — the days past due

As part of the Group's credit risk management, the Group applies internal credit rating for its customers and the days past due. The following table provides information about the exposure to credit risk for trade receivables which are assessed based on provision matrix of the days past due at the end of the reporting period within lifetime ECL:

| | Current Very low risk | 30 to 180 days past due Low risk | 180 to 365 days past due High risk | Over 365 days past due Loss | Individually assessed | Total trade receivables |
|-------------------------------|-----------------------------|---|---|--------------------------------------|--------------------------|-------------------------------|
| As at 31 December 2024 | | | | | | |
| ECL rate | 2.84% | 5.56% | 88.37% | 100.00% | 0.00% | |
| Gross carrying amount | | | | | | |
| — trade receivables | 164,441 | 7,905 | – | – | 7,742,470 | 7,914,816 |
| Lifetime ECL | 4,671 | 440 | – | – | – | 5,111 |
| As at 31 December 2023 | | | | | | |
| ECL rate | 1.25% | 1.78% | 100.00% | 100.00% | 0.00% | |
| Gross carrying amount | | | | | | |
| — trade receivables | 124,701 | 330,947 | – | 70,059 | 7,178,189 | 7,703,896 |
| Lifetime ECL | 1,558 | 5,889 | – | 70,059 | – | 77,506 |

The estimated loss rates are estimated based on historical observed default rates over the expected life of the debtors and are adjusted for forward-looking information that is available without undue cost or effort. The grouping is regularly reviewed by management to ensure relevant information about specific debtors is updated.

NOTES TO THE CONSOLIDATED FINANCIAL STATEMENTS

FOR THE YEAR ENDED 31 DECEMBER 2024

30. FINANCIAL INSTRUMENTS (Continued)

30.2 Financial risk management objectives and policies (Continued)

Credit risk and impairment assessment (Continued)

Provision matrix — the days past due (Continued)

Movement in the allowance for ECL:

| | Amounts transferred from finance lease receivables upon derecognition HK\$ | Trade receivables HK\$ | Total HK\$ |
|---|---|------------------------------|-------------------|
| As at 1 January 2023 | 22,988,870 | 43,857 | 23,032,727 |
| Impairment of ECL, net (<i>note 7</i>) | – | 33,649 | 33,649 |
| As at 31 December 2023 and 1 January 2024 | 22,988,870 | 77,506 | 23,066,376 |
| Reversal of ECL, net (<i>note 7</i>) | – | (72,395) | (72,395) |
| As at 31 December 2024 | 22,988,870 | 5,111 | 22,993,981 |

As at 31 December 2024, the Group has ECL allowance of HK\$22,988,870 and HK\$5,111 (2023: HK\$22,988,870 and HK\$77,506) for credit loss for the amount transferred from finance lease receivables upon derecognition and trade receivables respectively, based on the provision matrix.

Liquidity risk

In the management of the liquidity risk, the Group monitors and maintains a level of bank balances and cash deemed adequate by the management to finance the Group's operations and mitigate the effects of fluctuations in cash flows.

NOTES TO THE CONSOLIDATED FINANCIAL STATEMENTS

FOR THE YEAR ENDED 31 DECEMBER 2024

30. FINANCIAL INSTRUMENTS (Continued)

30.2 Financial risk management objectives and policies (Continued)

Credit risk and impairment assessment (Continued)

Liquidity risk (Continued)

The following table details the Group's remaining contractual maturity for its financial liabilities. The table has been drawn up based on the undiscounted cash flows of financial liabilities based on the earliest date on which the Group can be required to pay. The table includes both interest and principal cash flows.

| | Weighted average effective interest rate % | Within one year or on demand HK\$ | One year to five years HK\$ | Total undiscounted cash flows HK\$ | Carrying amounts HK\$ |
|--------------------------|--|---|-----------------------------------|---|-----------------------------|
| 2024 | | | | | |
| Trade and other payables | – | 5,850,324 | – | 5,850,324 | 5,850,324 |
| Lease liabilities | 6.07% | 1,974,350 | 1,442,672 | 3,417,022 | 3,241,878 |
| | | 7,824,674 | 1,442,672 | 9,267,346 | 9,092,202 |
| 2023 | | | | | |
| Trade and other payables | – | 6,677,965 | – | 6,677,965 | 6,677,965 |
| Lease liabilities | 6.02% | 2,103,273 | 3,065,675 | 5,168,948 | 4,787,631 |
| | | 8,781,238 | 3,065,675 | 11,846,913 | 11,465,596 |

30.3 Fair value measurements of financial instruments

Financial assets and liabilities measured at fair value in the consolidated statement of financial position are grouped into three levels of a fair value hierarchy. The three levels are defined based on observability and significance of inputs to the measurements as follows:

- Level 1: Quoted prices (unadjusted) in active markets for identical assets and liabilities.
- Level 2: Inputs other than quoted prices included within Level 1, that are observable for the asset or liability, either directly or indirectly, and not using significant unobservable inputs.
- Level 3: Significant unobservable inputs for the asset or liability.

The level in the fair value hierarchy within which the financial asset or liability is categorised in its entirety is based on the lowest level of input that is significant to the fair value measurement.

NOTES TO THE CONSOLIDATED FINANCIAL STATEMENTS

FOR THE YEAR ENDED 31 DECEMBER 2024

30. FINANCIAL INSTRUMENTS (Continued)

30.3 Fair value measurements of financial instruments (Continued)

| | As at 31 December 2024 | | | Total HK\$ |
|------------------------------|------------------------|---------|---------|---------------|
| | Level 1 | Level 2 | Level 3 | |
| | HK\$ | HK\$ | HK\$ | |
| Financial asset at FVOCI | | | | |
| — Unlisted equity investment | — | — | 783,495 | 783,495 |

There were no transfers between Level 1 and Level 2, and into or out of Level 3 during the year ended 31 December 2024 (2023: Nil).

As at 31 December 2024, the directors measured the fair value by reference to the net asset value of the unlisted equity investment as at 31 December 2024. Given (i) the short interval between Group's initial capital contribution during December 2024 and the Group's reporting date of 31 December 2024, and (ii) the investee was in the phase of setting up and has not commenced business as at 31 December 2024, the directors determined the fair value to be approximated to the Group's initial capital contribution and its fair value on initial recognition.

31. RECONCILIATION OF LIABILITIES ARISING FROM FINANCING ACTIVITIES

The changes in the Group's liabilities arising from financing activities can be classified as follows:

| | Lease liabilities | |
|--|--------------------|--------------|
| | 2024 HK\$ | 2023 HK\$ |
| At beginning of the year | 4,787,631 | 1,057,801 |
| Cash flows: | | |
| Capital element of lease rentals paid | (1,978,534) | (1,919,058) |
| Interest element of lease rentals paid | (238,667) | (102,490) |
| | (2,217,201) | (2,021,548) |
| Non-cash: | | |
| Entering into new leases | — | 420,263 |
| Lease modification | 432,781 | 5,228,625 |
| Interest expenses (note 8) | 238,667 | 102,490 |
| | 671,448 | 5,751,378 |
| At end of the year | 3,241,878 | 4,787,631 |

NOTES TO THE CONSOLIDATED FINANCIAL STATEMENTS

FOR THE YEAR ENDED 31 DECEMBER 2024

32. RELATED PARTY DISCLOSURE

Compensation of key management personnel

The directors of the Company are identified as key management members of the Group, and their compensation during the year is set out in note 11.1. During the year ended 31 December 2024, the total compensation of other key management members who are not directors of the Company is HK\$1,034,466 (2023: HK\$1,158,253).

33. PARTICULARS OF SUBSIDIARIES

Details of the Company's subsidiaries at the end of reporting period are set as follows:

| Name of subsidiaries | Kind of legal entity | Place of incorporation/ establishment | Principal place of operation | Issued and fully paid capital/ registered capital | Shareholding/equity interest attributable to the Company | | Principal activities |
|--|--|---------------------------------------|------------------------------|---|--|------|--|
| | | | | | 2024 | 2023 | |
| Directly held: | | | | | | | |
| Asia Pioneer Entertainment, Ltd. ("APE BVI") | Limited liability company | British Virgin Islands | Macau | US\$75,000 | 100% | 100% | Investment holding |
| APE Special 1 Limited | Limited liability company | British Virgin Islands | Macau | US\$1 | 100% | 100% | Investment holding |
| APE Special 2 Limited | Limited liability company | British Virgin Islands | Macau | US\$1 | 100% | 100% | Investment holding |
| Indirectly held: | | | | | | | |
| Asia Pioneer Entertainment Limited | Limited liability company | Macau | Macau | MOP1,000,000 | 100% | 100% | Technical sales and distribution, consultancy and repair services of gaming machines |
| APE Smart Commence Limited | Limited liability company | Macau | Macau | MOP1,000,000 | 100% | 100% | Sales of various Macau sourced products through smart vending machines |
| 先鋒智易購電子商務 (珠海橫琴) 有限公司 Xianfeng Zhitesco E-Commerce (Zhuhai Hengqin) Co., Ltd. # | Limited liability company, registered as wholly foreign owned enterprises under PRC law. | The PRC | The PRC | RMB1,000,000 | 100% | 100% | Sales of various Macau sources products through smart vending machines |
| APE Digital Creations Limited | Limited liability company | Hong Kong | Hong Kong | HK\$10,000 | 100% | 100% | Dormant and in the process of deregistration (2023: Dormant) |

#: English name for identification purpose only.

None of the subsidiaries had issued any debt securities at the end of the reporting period.

NOTES TO THE CONSOLIDATED FINANCIAL STATEMENTS

FOR THE YEAR ENDED 31 DECEMBER 2024

34. STATEMENT OF FINANCIAL POSITION AND RESERVES OF THE COMPANY

| | 2024 HK\$ | 2023 HK\$ |
|---|-------------------|--------------------|
| ASSETS AND LIABILITIES | | |
| Non-current asset | | |
| Investments in subsidiaries | 6,553,653 | 6,553,653 |
| Current assets | | |
| Prepayments | 232,409 | 332,352 |
| Amount due from a subsidiary | 5,869,872 | 5,149,634 |
| Bank balances | 94,858 | 4,341,741 |
| | 6,197,139 | 9,823,727 |
| Current liabilities | | |
| Other payables | 278,441 | 218,896 |
| Amounts due to subsidiaries | 156,398 | 15,156,398 |
| | 434,839 | 15,375,294 |
| Net current assets/(liabilities) | 5,762,300 | (5,551,567) |
| Net assets | 12,315,953 | 1,002,086 |
| EQUITY | | |
| Share capital | 10,000,000 | 10,000,000 |
| Reserves | 2,315,953 | (8,997,914) |
| Total equity | 12,315,953 | 1,002,086 |

Approved and authorised for issue by the board of directors on 31 March 2025 and are signed on its behalf by:

Mr. Huie, Allen Tat Yan
Director

Mr. Ng Man Ho Herman
Director

NOTES TO THE CONSOLIDATED FINANCIAL STATEMENTS

FOR THE YEAR ENDED 31 DECEMBER 2024

34. STATEMENT OF FINANCIAL POSITION AND RESERVES OF THE COMPANY

(Continued)

Movement in the Company's reserves is as follows:

| | Share premium <i>HK\$</i> | Accumulated losses <i>HK\$</i> | Total <i>HK\$</i> |
|--|---------------------------------|--------------------------------------|----------------------|
| As at 1 January 2023 | 55,098,836 | (61,510,229) | (6,411,393) |
| Loss and total comprehensive expense for the year | – | (2,586,521) | (2,586,521) |
| As at 31 December 2023 and 1 January 2024 | 55,098,836 | (64,096,750) | (8,997,914) |
| Profit and total comprehensive income for the year | – | 11,313,867 | 11,313,867 |
| As at 31 December 2024 | 55,098,836 | (52,782,883) | 2,315,953 |