

Ten Year Financial Summary

	2000 HK\$M	1999 HK\$M	1998 HK\$M	1997 HK\$M	1996 HK\$M
Turnover	1,821.1	1,959.2	2,028.2	2,375.1	2,461.5
Profit attributable to shareholders	400.4	59.4	145.6	320.1	494.5
Dividends	105.7	81.4	111.1	148.2	148.2

Net assets employed:

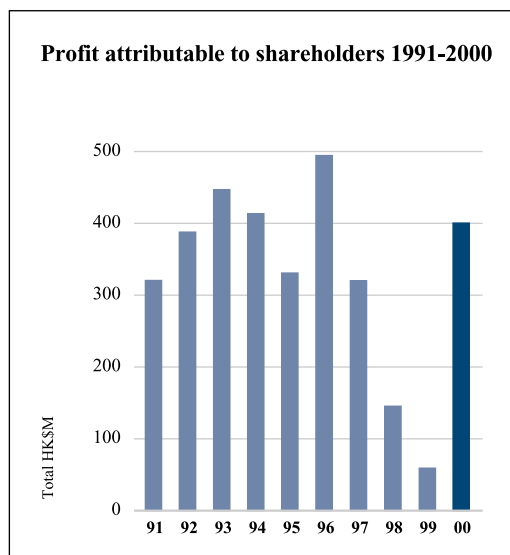
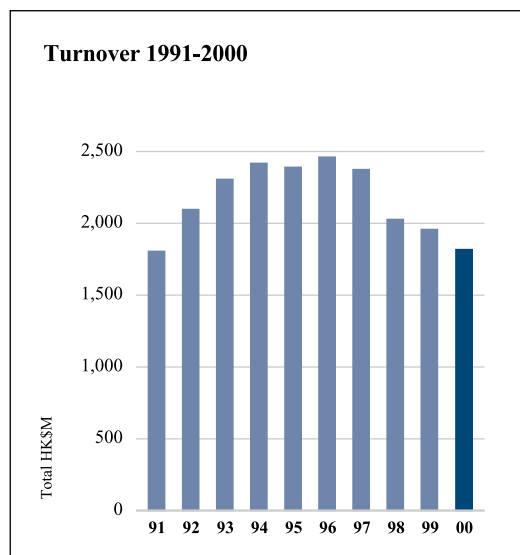
Fixed assets	1,708.0	1,772.5	1,894.6	1,057.1	400.7
Other assets	1,275.8	1,188.5	1,475.6	1,969.5	2,428.3
	2,983.8	2,961.0	3,370.2	3,026.6	2,829.0
Less: liabilities	423.0	394.7	778.6	584.8	554.9
Net assets	2,560.8	2,566.3	2,591.6	2,441.8	2,274.1

Financed by:

Shareholders' funds	2,445.3	2,448.1	2,470.1	2,436.7	2,269.3
Minority interest	5.1	4.8	5.3	5.1	4.8
Long term loan	110.4	113.4	116.2	—	—
	2,560.8	2,566.3	2,591.6	2,441.8	2,274.1

	HK\$	HK\$	HK\$	HK\$	HK\$
Earnings per share	2.21	0.32	0.79	1.73	2.67
Dividends per share	0.61	0.44	0.60	0.80	0.80
Shareholders' funds per share	14.64	13.23	13.34	13.16	12.25

Dividend cover – times	3.79	0.73	1.31	2.16	3.34
-------------------------------	-------------	------	------	------	------



Hong Kong Aircraft Engineering Company Limited Annual Report 2000

	1995 HK\$M	1994 HK\$M	1993 HK\$M	1992 HK\$M	1991 HK\$M
Turnover	2,390.8	2,418.4	2,307.1	2,097.1	1,806.1
Profit attributable to shareholders	331.3	413.6	447.0	387.9	320.6
Dividends	148.2	174.1	187.0	168.5	150.0

Net assets employed:

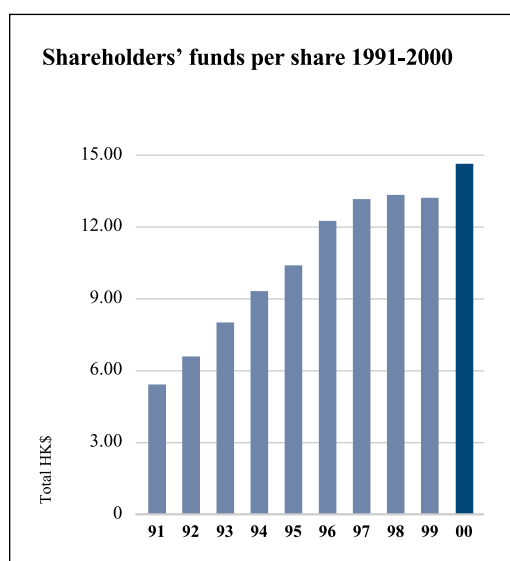
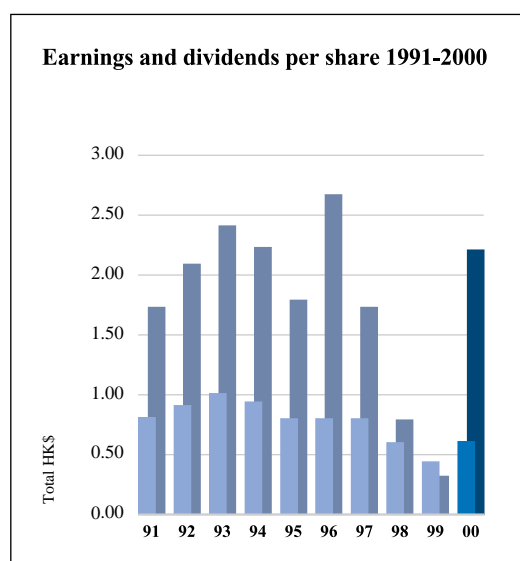
Fixed assets	324.4	366.6	363.9	373.1	387.3
Other assets	2,068.0	1,913.1	1,674.1	1,263.0	931.6
	2,392.4	2,279.7	2,038.0	1,636.1	1,318.9
Less: liabilities	464.9	552.1	549.5	407.4	309.0
Net assets	1,927.5	1,727.6	1,488.5	1,228.7	1,009.9

Financed by:

Shareholders' funds	1,922.9	1,722.7	1,483.1	1,223.1	1,003.7
Minority interest	4.6	4.9	5.4	5.6	6.2
Long term loan	—	—	—	—	—
	1,927.5	1,727.6	1,488.5	1,228.7	1,009.9

	HK\$	HK\$	HK\$	HK\$	HK\$
Earnings per share	1.79	2.23	2.41	2.09	1.73
Dividends per share	0.80	0.94	1.01	0.91	0.81
Shareholders' funds per share	10.38	9.30	8.01	6.60	5.42

Dividend cover – times	2.24	2.38	2.39	2.30	2.14
-------------------------------	------	------	------	------	------



■ Earnings ■ Dividends