

# Financial Highlights

汽車部總銷售收入於二零零一年上升60%，達港幣25億3,400萬元，對溢利之貢獻為港幣1億8,700萬元。

Total sales revenue from our Automobile Division rose 60% on 2000 to HK\$2,534 million, achieving a contribution to Group profit of HK\$187 million.

機械部對溢利之貢獻為港幣2,400萬元。

Our Machinery Division's contribution to Group results was HK\$24 million.

北京物業發展項目望京新城「寶星園」第一期，截至二零零一年十二月，已收到超過100個單位的訂金。

Deposits were received for more than 100 units in Phase 1 of our Beijing property development project 'Starcrest' by December 2001.

貿易部保持活躍，在審計年度內營業額達港幣9億7,600萬元。

Our Trading Division remains active, posting a turnover of HK\$976 million in the year under review.

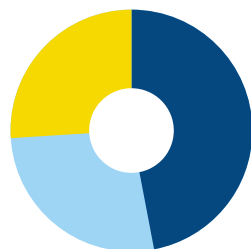
金融服務部在全球經濟備受挑戰的氣候中，仍能對溢利作出港幣6,700萬元的貢獻。

The Financial Services Division achieved a contribution of HK\$67 million, despite a globally challenging economic climate.

(以百萬港元為單位) (In HK \$millions)		2001	2000	增長 Increase
<b>綜合</b>	<b>Consolidated</b>			
營業額	Turnover	4,392	3,557	23%
經營溢利	Profit from operating activities	301	211	43%
除稅前溢利	Profit before tax	330	271	22%
股東應佔溢利	Net profit attributable to shareholders	170	148	15%
每股基本盈利	Basic earnings per share	17.9¢	15.6¢	15%

**Turnover by Geographical Area**

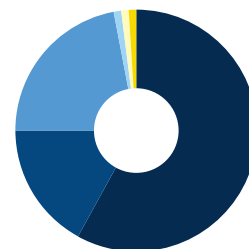
營業額之地區分析



- Mainland China 中國 **47%**
- Hong Kong 香港 **27%**
- Other Asian Countries 其他亞洲地區 **26%**

**Turnover by Principal Activities**

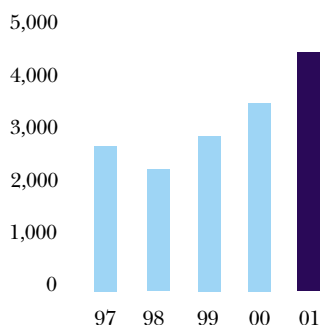
營業額之主要業務分析



- Trading of Motor Vehicles & Spare Parts 汽車及零件貿易 **58%**
- Trading of Heavy Equipment 重型機械貿易 **17%**
- Property Development & Investment 物業發展及投資 **0%**
- General Trading & Services 一般貿易及服務 **22%**
- Securities Broking & Trading 証券買賣及經紀服務 **1%**
- Trading of Foreign Exchange 外匯買賣 **1%**
- Others 其他 **1%**

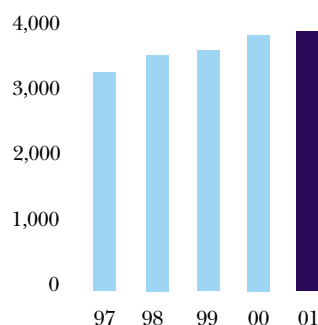
**Turnover** HK\$million

營業額 百萬港元



**Net Asset Value** HK\$million

資產淨值 百萬港元



**Total Assets** HK\$million

總資產值 百萬港元

