

# FINANCIAL HIGHLIGHTS

## 財務撮要

### RESULTS OF OPERATIONS(RMB mn) 經營業績 (百萬元人民幣)

		2001 二零零一年	2000 二零零零年	% change 增減百分比
Turnover	營業額	1,102.3	670.1	+64
Gross Profit	毛利	584.9	222.9	+162
EBITDA	繳付利息、稅款、折舊及攤銷前盈利	539.1	207.7	+160
Net Profit	純利	521.1	191.0	+173
Gross Profit Margin (%)	毛利率(%)	53.1	33.3	
Net Profit Margin (%)	純利率(%)	47.3	28.5	
Earnings Per Share (RMB)	每股盈利(人民幣元)	0.3703	0.1591	+133
Number of ordinary shares issued (mn)	發行股份(百萬股)	1,660	1,200	

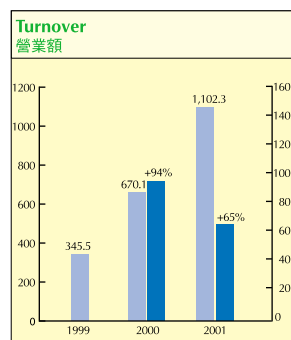
### FINANCIAL POSITION (RMB mn) 財務狀況 (人民幣百萬元)

		2001	2000	% change
Total Assets	總資產	1,550.4	329.6	+370
Net Current Assets	淨流動資產	698.9	28.6	+2,344
Cash & Bank Balance	現金及銀行結餘	358.4	5.6	+6,300
Shareholders' Funds	股東資金	1,437.4	264.9	+443

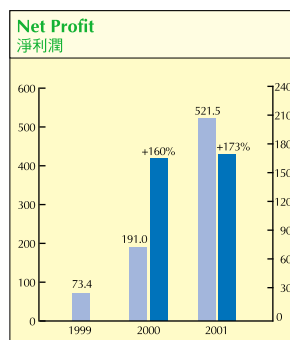
### FINANCIAL RATIOS

### 財務比率

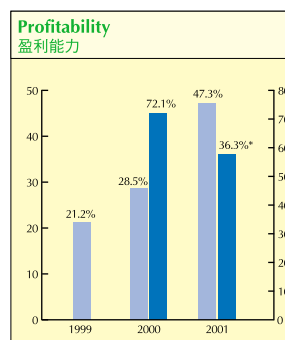
		2001	2000	% change
Current Ratio (x)	流動比率(倍)	7.2	1.4	+414
Trade Receivable Turnover (days)	應收帳款周轉率(日)	12.0	17.0	-29
Trade Payable Turnover (days)	應付帳款周轉率(日)	7.0	23.0	-70
Inventory Turnover (days)	存貨周轉率(日)	29.0	52.0	-44
Asset Turnover (x)	資產周轉率(倍)	1.2	1.7	-29
Return on Assets (%)	資產回報率(%)	33.6	57.9	
Return on Equity (%)	股本回報率(%)	36.3	72.1	



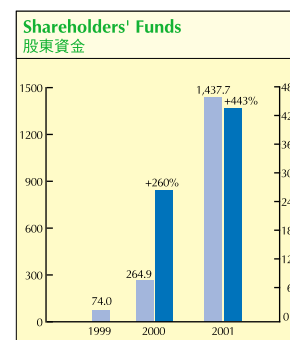
■ RMB mn (人民幣百萬元) (L.H.S.)  
■ 增長率 Growth%



■ RMB mn (人民幣百萬元) (L.H.S.)  
■ 增長率 Growth%



■ Net Profit Margin 純利率 (L.H.S.)  
■ ROE 股本回報率



■ RMB mn (人民幣百萬元) (L.H.S.)  
■ 增長率 Growth%

\* Before dividend payout of 23%.  
未派發23%股息前。