

Financial Highlights

財務摘要

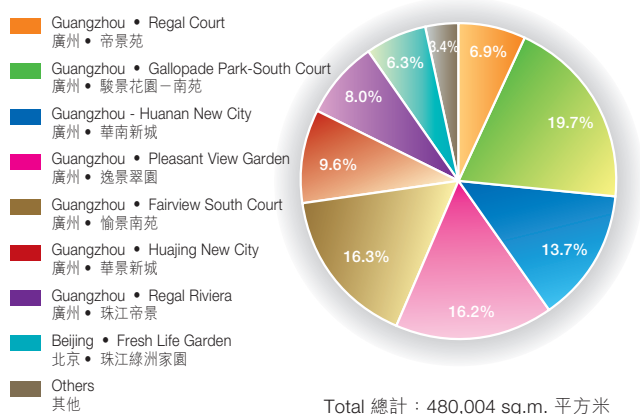
Year ended 31st December

截至十二月三十一日止年度

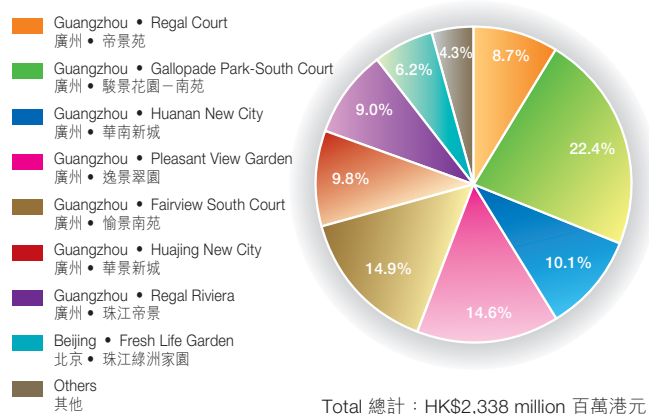
| | | 2002 | 2001 | 2000 | 1999 |
|-------------------------------------|--------|---------------|---------------|---------------|---------------|
| | | HK\$'000 | HK\$'000 | HK\$'000 | HK\$'000 |
| | | 千港元 | 千港元 | 千港元 | 千港元 |
| Turnover | 營業額 | 2,126,789 | 1,170,871 | 1,198,378 | 1,328,513 |
| Profit before taxation | 除稅前溢利 | 510,864 | 215,880 | 240,383 | 475,332 |
| Taxation | 稅項 | (229,811) | (90,891) | (86,195) | (162,857) |
| Profit after taxation | 除稅後溢利 | 281,053 | 124,989 | 154,188 | 312,475 |
| Minority interests | 少數股東權益 | (51,971) | (4,024) | 6,676 | (23,564) |
| Profit attributable to shareholders | 股東應佔溢利 | 229,082 | 120,965 | 160,864 | 288,911 |
| Earnings per share | 每股盈利 | | | | |
| — Basic | — 基本 | HK23 cents 港仙 | HK12 cents 港仙 | HK16 cents 港仙 | HK29 cents 港仙 |
| — Diluted | — 攤薄 | HK23 cents 港仙 | HK12 cents 港仙 | HK16 cents 港仙 | HK28 cents 港仙 |

Breakdowns of property sales and landbank (inclusive of Regal Riviera in Guangzhou) for the year under review:
於回顧年度，銷售物業及土地儲備(包括廣州珠江帝景)之分佈：

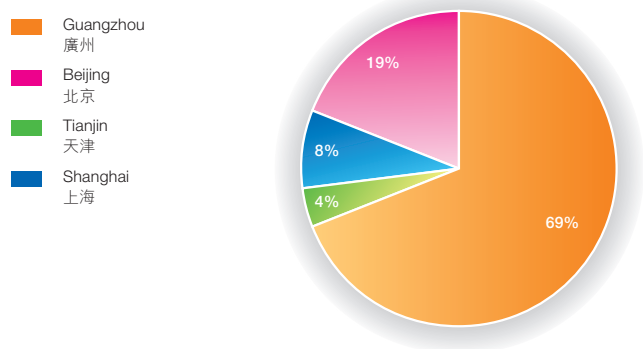
Sales Area Breakdown by Projects
銷售面積 (按項目計)



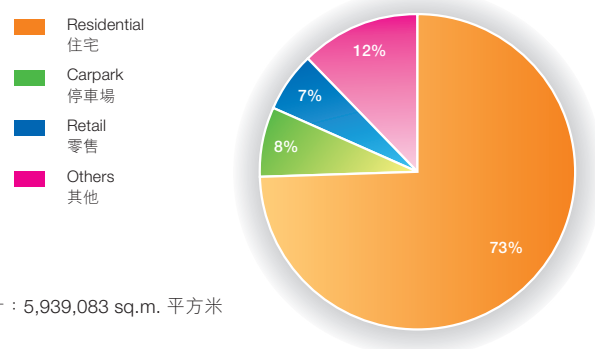
Sales Value Breakdown by Projects
銷售額 (按項目計)



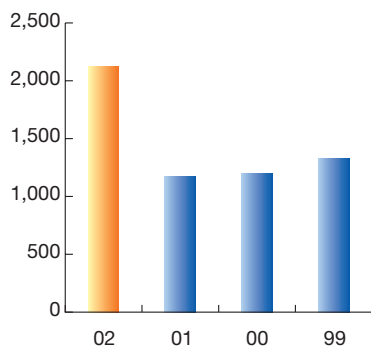
Landbank Breakdown by Districts
土地儲備 (按地區計)



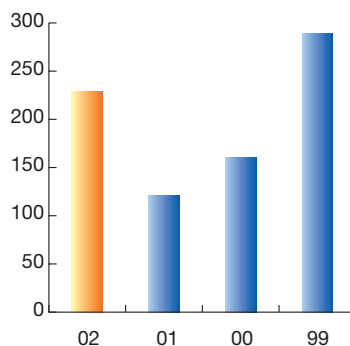
Landbank Breakdown by Usage
土地儲備 (按用途計)



Turnover
營業額
HK\$ million
百萬港元



Profit attributable to shareholders
股東應佔溢利
HK\$ million
百萬港元



Shareholders' equity
股東權益
HK\$ million
百萬港元

