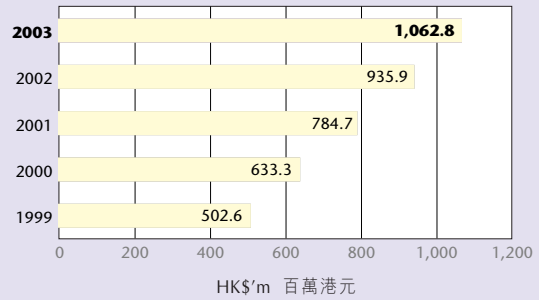


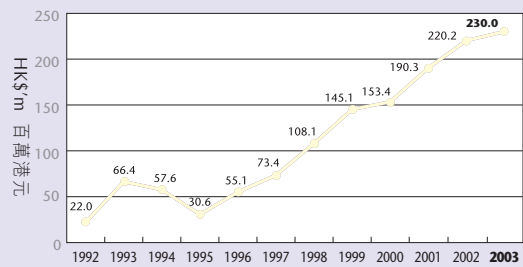
For the year ended 31 March  
截至三月三十一日止年度

		2003 二零零三年 HK\$'000 千港元	2002 二零零二年 HK\$'000 千港元	% Change 百分比變動
Turnover	營業額	3,074,197	2,847,547	+8
Net profit for the year	本年度純利	230,018	220,188	+4.5
Dividends	股息	110,980	103,053	+7.7
Shareholders' funds	股東資金	1,062,826	935,897	+13.6
Net current assets	流動資產淨值	331,320	381,646	-13.2
Total borrowings	借貸總額	217,473	199,817	+8.8
Capital expenditure	資本開支	214,525	164,047	+30.8
Net profit margin	邊際純利	7.5%	7.7%	-2.6
Gearing ratio	負債比率	0.20	0.21	-4.8
Current ratio	流動比率	1.7	1.8	-5.6
Net assets value per share	每股資產淨值	134.1 cents 仙	118.1 cents 仙	+13.5

Shareholders' funds 股東資金

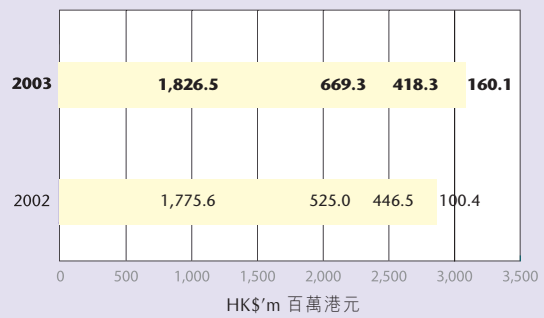


Net profit for the year 年度純利



Turnover by market segments 按市場劃分之營業額

- America 美洲
- Europe 歐洲
- Asia 亞洲
- Others 其他



Basic earnings per share 每股基本盈利

