

## 五年財務概要

以下為本集團截至二零零三年三月三十一日止前五個年度每年之綜合業績、資產及負債概要，乃根據本集團之經審核賬目編製及因採納會計實務準則第34號「僱員福利」而作出重列。該等會計實務準則於二零零二年一月一日或以後開始之會計期間生效。

## FIVE YEAR FINANCIAL SUMMARY

The following is a summary of the consolidated results, assets and liabilities of the Group for each of the last five years ended 31 March 2003, based on the audited accounts of the Group and restated for the adoption of Statement of Standard Accounting Practice SSAP 34 "Employee benefits", which are effective for accounting periods commencing on or after 1 January 2002.

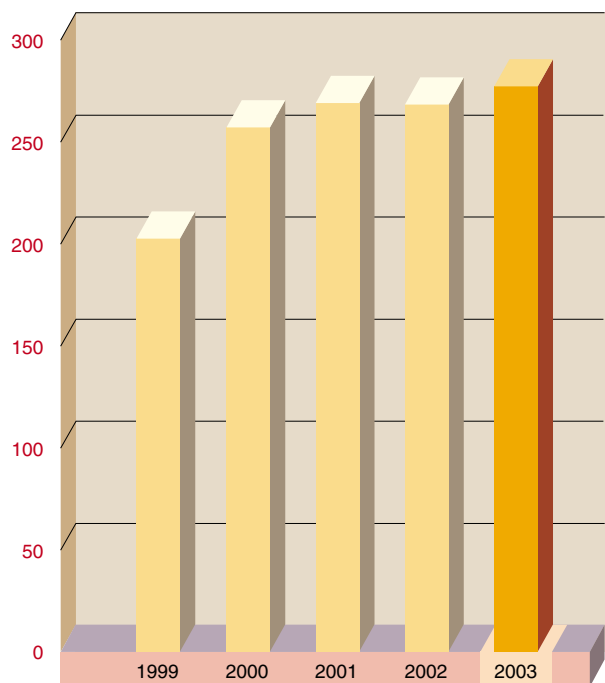
		二零零三 2003 千港元 HK\$'000	(重列/ Restated) 二零零二 2002 千港元 HK\$'000	(重列/ Restated) 二零零一 2001 千港元 HK\$'000	二零零零 2000 千港元 HK\$'000	一九九九 1999 千港元 HK\$'000
營業額	Turnover	773,487	733,574	880,543	622,436	505,487
股東應佔盈利/(虧損)	Profit/(loss) attributable to shareholders	12,334	10,361	25,666	17,515	(44,165)
資產總值	Total assets	430,424	374,879	465,730	425,117	316,734
負債總額	Total liabilities	154,116	107,055	197,202	168,310	114,500
資產淨值未扣除 少數股東權益	Net assets before deducting minority interests	276,308	267,824	268,528	256,807	202,234
股本	Share capital	15,881	15,912	15,912	15,631	53,744
儲備	Reserves	258,492	250,127	250,711	239,368	148,490
股東權益/資產淨值	Shareholders' equity/net assets	274,373	266,039	266,623	254,999	202,234
少數股東權益	Minority interests	1,935	1,785	1,905	1,808	—
		276,308	267,824	268,528	256,807	202,234

五年財務概要 (續)

FIVE YEAR FINANCIAL SUMMARY (continued)

資產淨值  
Net Assets

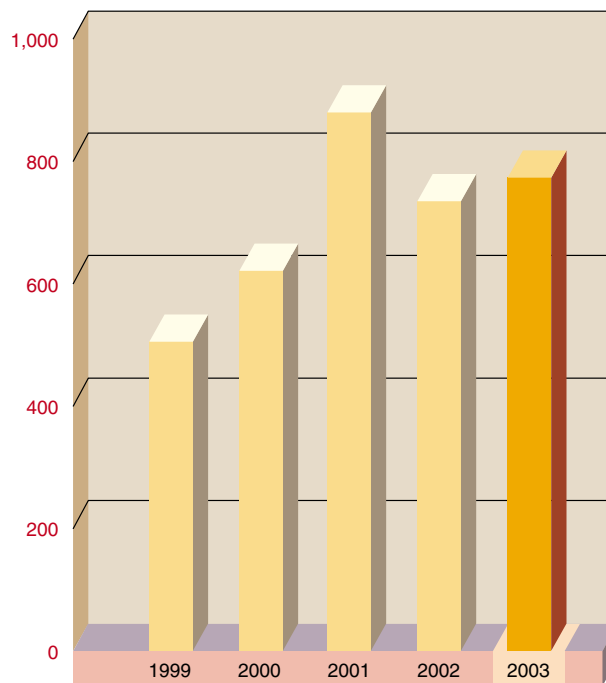
百萬港元  
HK\$ million



DO35開關及穩壓二管  
DO35 Switching & Zener Diodes

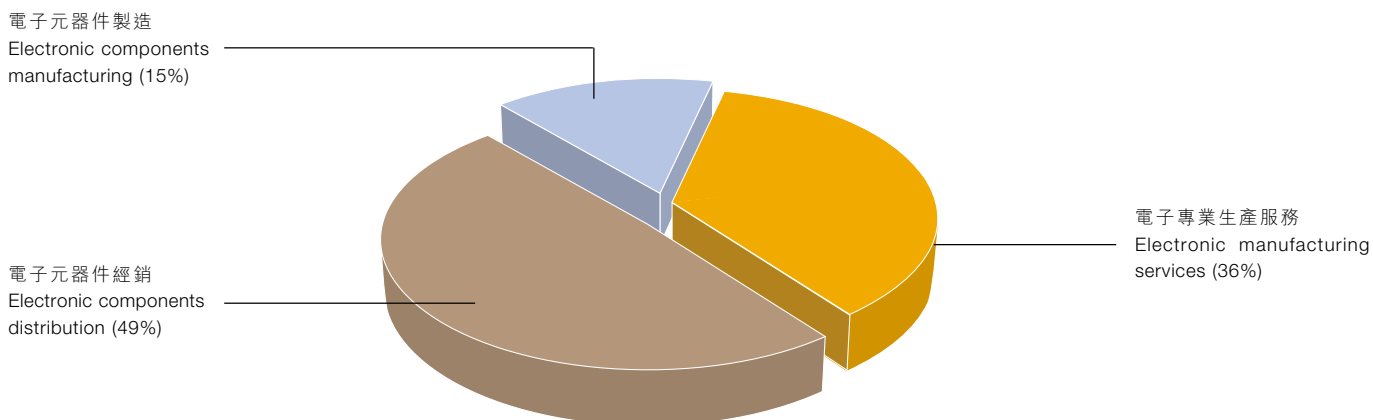
營業額  
Turnover

百萬港元  
HK\$ million

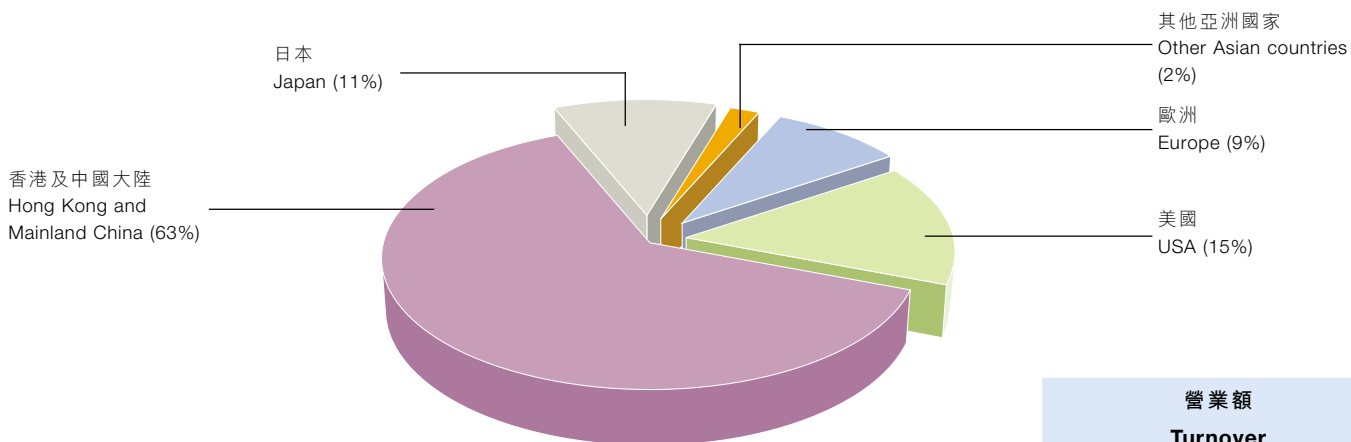


EMS音響產品  
EMS-Audio Project

### 二零零三年度按主要業務劃分之營業額 TURNOVER BY PRINCIPAL BUSINESS FOR 2003



### 二零零三年度按地區劃分之營業額 TURNOVER BY GEOGRAPHICAL SEGMENT FOR 2003



電子專業生產服務	Electronic manufacturing services
電子元件經銷	Electronic components distribution
電子元件製造	Electronic components manufacturing

營業額 Turnover	
二零零三 2003	二零零二 2002
千港元 HK\$'000	千港元 HK\$'000
279,931	268,755
379,220	391,143
114,336	73,676
<b>773,487</b>	<b>733,574</b>