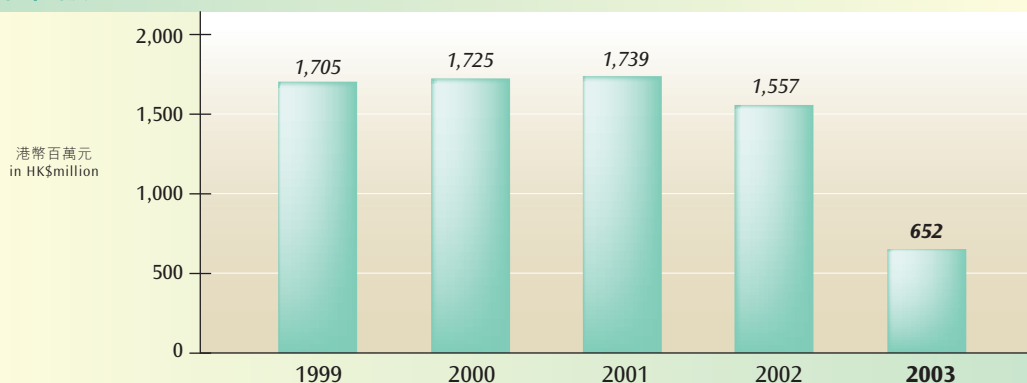


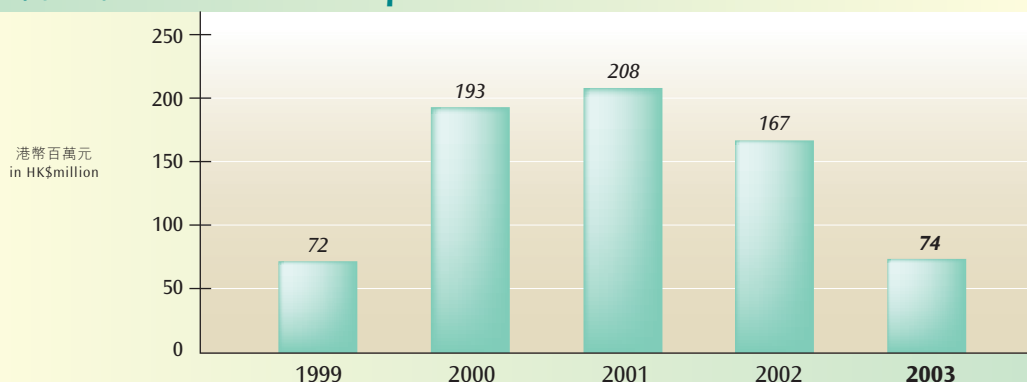
# 財務摘要

## Financial Highlights

### 營業額 Turnover

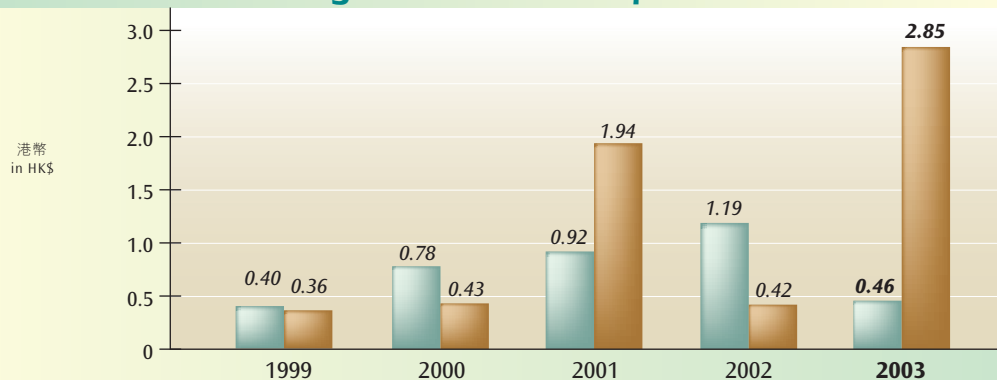


### 經營溢利 Profit from Operations



重列  
restated

### 每股盈利及股息 Earnings and Dividend per Share



重列每股盈利  
restated for EPS

每股盈利 Earnings per Share

每股股息 Dividend per Share

(以港幣列示/Expressed in Hong Kong dollars)

		1999 (重列) (restated) (附註1) (Note 1) \$'000	2000 \$'000	2001 \$'000	2002 \$'000	2003 \$'000
<b>業績</b>	<b>Results</b>					
營業額	Turnover	1,704,718	1,725,125	1,738,613	1,556,766	<b>652,000</b>
經營溢利	Profit from operations	71,581	193,098	207,918	167,360	<b>74,035</b>
融資成本	Finance costs	(2,851)	(2,250)	(4,185)	(3,346)	<b>(906)</b>
應佔聯營公司溢利 減虧損	Share of profits less losses of associates	—	—	—	1,944	<b>16,726</b>
非經營性質收入/ (支出)淨額	Non-operating income/ (expense), net	17,520	(4,900)	—	72,069	<b>(2,319)</b>
除稅前正常業務 溢利	Profit from ordinary activities before taxation	86,250	185,948	203,733	238,027	<b>87,536</b>
稅項	Taxation	(1,381)	(25,367)	(18,166)	(22,561)	<b>(14,577)</b>
少數股東權益	Minority interests	(24,471)	(42,112)	(43,847)	(31,374)	<b>(1,651)</b>
股東應佔溢利	Profit attributable to shareholders	<b>60,398</b>	<b>118,469</b>	<b>141,720</b>	<b>184,092</b>	<b>71,308</b>
<b>每股盈利</b>	<b>Earnings per share</b>					
基本	Basic	HK\$0.40	HK\$0.78	HK\$0.92	HK\$1.19	<b>HK\$0.46</b>
攤薄	Diluted	N/A	HK\$0.75	HK\$0.92	HK\$1.19	<b>N/A</b>
<b>每股股息</b>	<b>Dividend per share</b>	HK\$0.36	HK\$0.43	HK\$1.94	HK\$0.42	<b>HK\$2.85</b>

附註：

- 由於本集團於二零零零年度改變有關證券投資之會計政策，並採納會計實務準則第1條(經修訂)之「財務報表的編列」及第2條(經修訂)之「本期間之損益淨額、基本錯誤及會計政策之變動」，截至一九九九年三月三十一日止年度之數字已重新調整作比較用途。

Note:

- As a result of the change in accounting policy for investments in securities and adoption of SSAP 1 (revised) "Presentation of financial statements" and SSAP 2 (revised) "Net profit or loss for the period, fundamental errors and changes in accounting policies" in 2000, the figures for the year ended 31 March 1999 have been adjusted for comparison purposes.