

Financial Highlights

財務摘要

Consolidated profit and loss data

Year ended 31 March 2003

綜合損益賬資料

截至二〇〇三年三月三十一日

		2003	2002	2001	2000	1999
		HK\$'000	HK\$'000	HK\$'000	HK\$'000	HK\$'000
Turnover	營業額	1,735,428	1,530,706	1,513,685	1,415,699	1,482,163
Operating profit before taxation	除稅前經營溢利	15,761	51,425	112,755	144,405	169,165
Taxation	稅項	5,161	(3,734)	(9,986)	(13,977)	(17,058)
Profit before minority interests	除少數股東權益前之溢利	20,922	47,691	102,769	130,428	152,107
Minority interests	少數股東權益	(1,485)	5,741	795	(107)	(4,783)
Net profit attributable to shareholders	股東應佔溢利	19,437	53,432	103,564	130,321	147,324
Dividends	股息	(34,915)	(40,735)	(87,506)	(164,049)	(116,961)
Per share data	每股資料	HK cents	HK cents	HK cents	HK cents	HK cents
Earnings	盈利	1.67	4.69	9.67	13.20	14.80
Interim dividend	中期股息	2.00	2.50	4.00	4.00	3.60
Special interim dividend	特別中期股息	–	–	–	10.00	–
Proposed final dividend	建議末期股息	–	1.00	1.00	2.30	4.30
Proposed special final dividend	建議特別末期股息	1.00	–	3.00	–	3.90

Consolidated balance sheet

As at 31 March 2003

綜合資產負債表

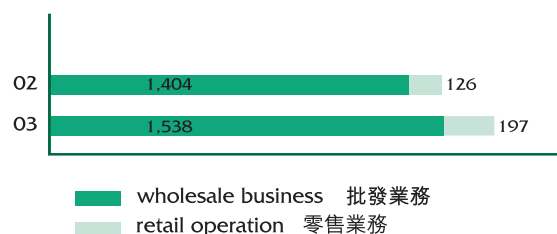
於二〇〇三年三月三十一日

		2003	2002	2001	2000	1999
		HK\$'000	HK\$'000	HK\$'000	HK\$'000	HK\$'000
			(Restated)	(Restated)	(Restated)	(Restated)
			(重列)	(重列)	(重列)	(重列)
Fixed assets	固定資產	200,706	197,544	131,946	140,343	150,379
Investment properties	投資物業	3,919	17,649	17,700	19,110	22,430
Goodwill	商譽	52,870	55,754	–	–	–
Cash	現金	359,415	239,112	420,407	450,115	458,834
Other net current assets/ (liabilities)	其他流動資產 淨值/(負債)	556,872	683,376	599,805	509,176	480,672
Total assets over current liabilities	總資產減流動負債	1,179,439	1,193,435	1,169,858	1,118,744	1,112,315
Long term bank loans	長期銀行貸款	–	–	–	–	–
Minority interests	少數股東權益	(16,358)	(14,873)	(20,614)	(21,409)	(21,302)
Non current liabilities	非流動負債	(2,064)	(2,017)	(719)	(678)	(678)
Shareholders' funds	股東資金	1,161,017	1,176,545	1,148,525	1,096,657	1,090,335
		%	%	%	%	%
Debt to equity ratio	債務與資本比率	6.00	–	–	–	–
Return on equity	資金回報率	1.67	4.54	9.02	11.88	13.51
Dividend pay-out ratio	派息率	179	76.24	82.73	123.48	78.67
Current ratio	流動比率	4.62	4.80	6.43	8.47	9.88

Turnover

營業額

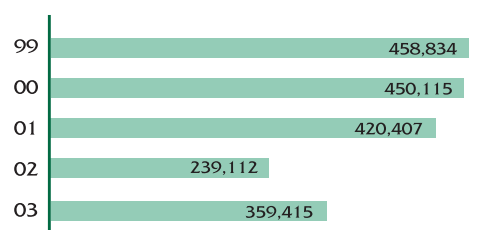
HK\$ million
港幣百萬元



Cash balance

現金結餘

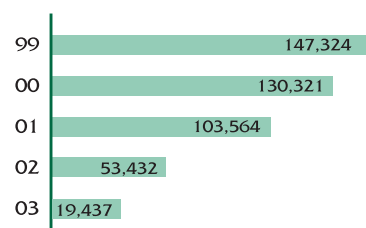
HK\$'000
港幣千元



Net profit attributable to shareholders

股東應佔純利


HK\$'000
港幣千元



Return on equity

資金回報率

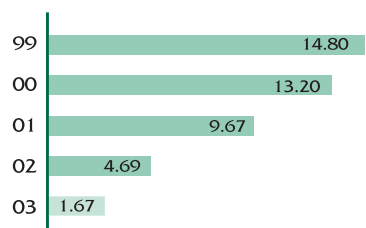
%
百分比



Earnings per share

每股盈利


HK ¢
港仙



Dividend per share

每股股息

HK ¢
港仙



Current ratio

流動比率

%
百分比

