

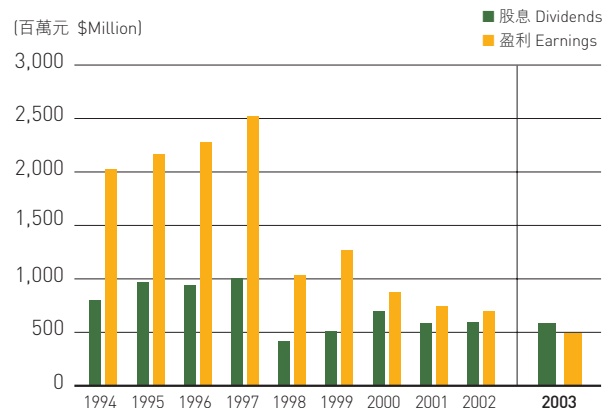
財務摘要

Financial Briefs

盈利及股息

Earnings and Dividends

截至六月三十日止年度 for the year ended 30 June



4

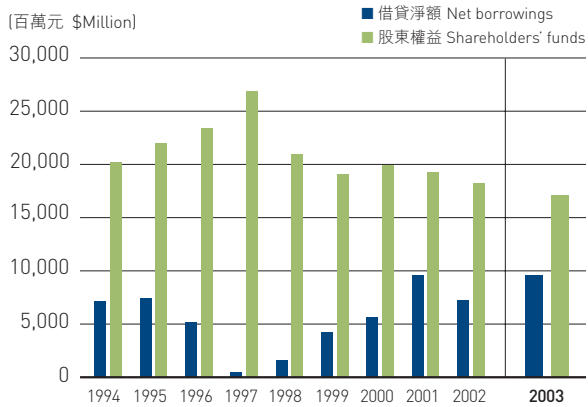
		2003 百萬元 \$Million	2002 百萬元 \$Million
總資產	Total assets	46,497	48,921
投資物業	Investment properties	28,658	28,461
待售物業	Properties for sale		
– 已建成	– Completed	542	284
– 發展中	– Under development	10,914	9,688
現金及銀行存款	Cash and deposits with banks	1,684	3,673
總負債	Total liabilities	16,970	16,540
銀行貸款及透支	Bank loans and overdrafts	9,837	9,473
可換股債券	Convertible bonds	3,414	3,390
股東權益/資產淨值	Shareholders' funds/Net assets	17,040	18,160
營業額	Turnover	3,421	3,254
股東應佔純利	Net profit attributable to shareholders	488	692
股息	Dividends	583	582
每股資料	Per share data		
盈利 – 基本	Earnings – Basic	36.9¢	52.3¢
– 攤薄	– Diluted	36.8¢	52.2¢
股息 – 中期	Dividends – Interim	12¢	12¢
– 末期	– Final	32¢	32¢
– 本年度總額	– Total for the year	44¢	44¢
資產淨值 [#]	Net assets [#]	\$12.9	\$13.7
債項與股權比率*	Debt-to-equity ratio*	32%	22%
派息比率	Pay-out ratio	119%	84%
已發行股數(百萬)	Number of shares outstanding (in million)	1,325	1,324

* 債項指銀行貸款及透支及其他長期負債，減現金及銀行存款。股權則包括股東權益及少數股東權益
Debt represents bank loans and overdrafts and other long term liabilities, less cash and deposits with banks.
Equity comprises shareholders' funds and minority interests

[#] 根據於結算日之資產淨值除以已發行股數
Based on net assets divided by number of shares outstanding on the balance sheet date

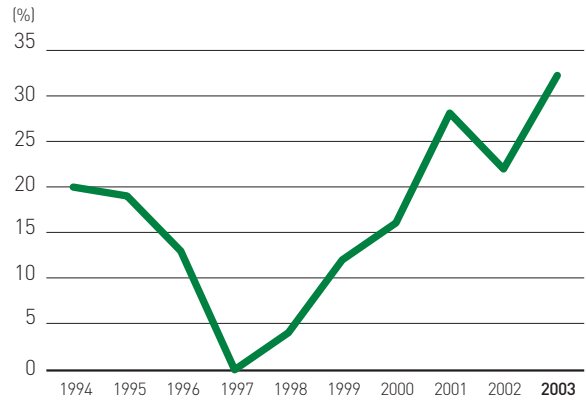
股東權益及借貸淨額 Shareholders' Funds and Net Borrowings

於六月三十日 at 30 June



債項與股權比率 Debt-to-Equity Ratio

於六月三十日 at 30 June



2001 百萬元 \$Million	2000 百萬元 \$Million	1999 百萬元 \$Million	1998 百萬元 \$Million	1997 百萬元 \$Million	1996 百萬元 \$Million	1995 百萬元 \$Million	1994 百萬元 \$Million
50,234	49,568	45,806	46,017	56,575	52,008	49,132	47,484
28,530	26,577	22,955	26,780	37,089	32,544	32,190	32,125
359	2,700	431	640	192	2,049	1,058	764
8,407	4,562	4,790	1,939	5,047	5,928	8,387	5,773
4,187	5,333	6,014	5,313	5,720	4,621	1,587	2,151
16,101	14,842	12,630	9,493	8,914	11,923	11,038	11,351
12,320	9,456	9,212	5,880	4,865	8,732	7,917	8,232
-	-	-	-	-	-	-	-
19,146	19,828	19,009	20,934	26,745	23,321	21,910	20,154
5,579	2,428	2,898	5,230	7,359	6,939	5,147	5,464
745	873	1,265	1,029	2,520	2,275	2,160	2,021
582	695	505	411	1,000	937	962	798
56.3¢	65.7¢	95.2¢	77.1¢	187¢	168.8¢	165.1¢	164.7¢
56.2¢	-	-	-	177.1¢	160.9¢	160.7¢	153.4¢
12¢	12¢	14¢	26¢	26¢	24.5¢	23.5¢	22¢
32¢	40.5¢	24¢	5¢	48.5¢	45¢	44¢	43¢
44¢	52.5¢	38¢	31¢	74.5¢	69.5¢	67.5¢	65¢
\$14.5	\$15	\$14.3	\$15.8	\$19.9	\$17.3	\$16.3	\$16.4
28%	16%	12%	4%	N/A	13%	19%	20%
78%	80%	40%	40%	40%	41%	41%	39%
1,322	1,325	1,329	1,329	1,343	1,348	1,348	1,228