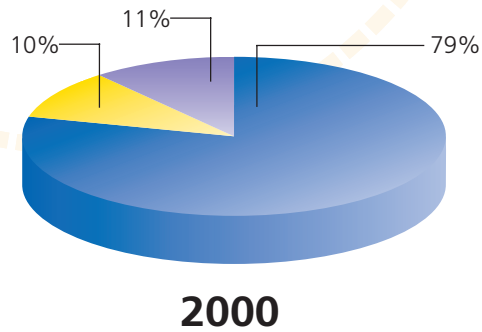
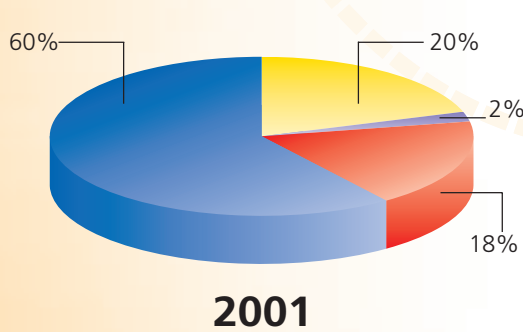
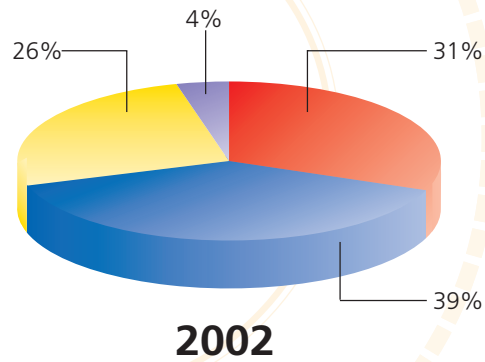
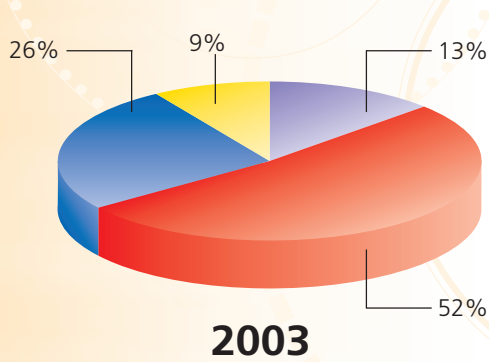


2000年至2003年營業額成份對比 Comparison of Turnover Mix between 2000-2003

(Expressed in HK\$ million)
(以百萬港元列示)

		2003	2002	2001	2000
寬帶無線接入	Broadband Wireless Access	75	44	17	-
通訊產品	Communication Products	37	35	56	83
視訊會議系統	Video Conference System	13	30	19	10
智能交通系統	Intelligent Transportations Systems ("ITS")	19	5	2	12



- 寬帶無線接入
Broadband Wireless Access
- 通訊產品
Communication Products
- 視訊會議系統
Video Conference System
- 智能交通系統
ITS