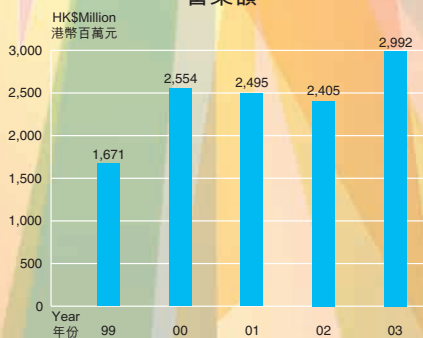
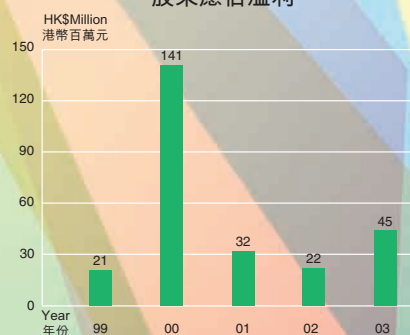


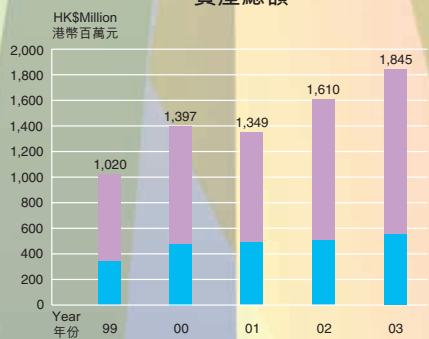
Turnover 營業額



Profit attributable to Shareholders 股東應佔溢利



Total assets 資產總額



■ Total assets
 資產總額
■ Total shareholders' funds
 股東權益總額

FIVE YEARS FINANCIAL SUMMARY

五年財務概要

For the year ended 31st December

截至十二月三十一日止年度

	1999	2000	2001	2002	2003
	HK\$'000	HK\$'000	HK\$'000	HK\$'000	HK\$'000
	港幣千元	港幣千元	港幣千元	港幣千元	港幣千元
RESULTS 業績					
Turnover 營業額	1,670,606	2,554,234	2,494,882	2,405,407	2,991,971
Profit attributable to shareholders 股東應佔溢利	21,411	140,675	32,155	22,425	44,502

At 31st December

於十二月三十一日結算

	1999	2000	2001	2002	2003
	HK\$'000	HK\$'000	HK\$'000	HK\$'000	HK\$'000
	港幣千元	港幣千元	港幣千元	港幣千元	港幣千元
ASSETS AND LIABILITIES 資產及負債					
Total assets 資產總額	1,020,113	1,397,406	1,348,850	1,610,481	1,844,764
Total liabilities 負債總額	(680,811)	(918,610)	(848,194)	(1,077,063)	(1,260,175)
Minority interests 少數股東權益	(828)	(828)	(14,933)	(25,033)	(30,919)
Shareholders' funds 股東資金	338,474	477,968	485,723	508,385	553,670