

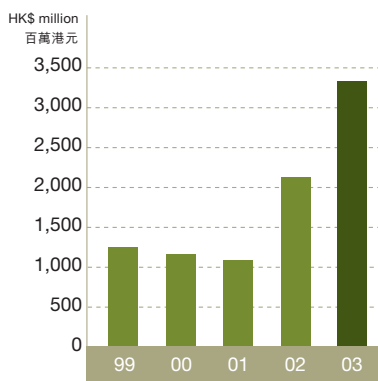
Financial Highlights

財務摘要

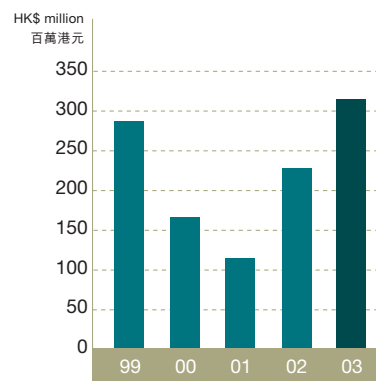
Year ended 31st December
截至十二月三十一日止年度

		1999	2000	2001	2002	2003
		HK\$'000	HK\$'000	HK\$'000	HK\$'000	HK\$'000
		千港元	千港元	千港元	千港元	千港元
Turnover	營業額	1,328,513	1,198,378	1,170,871	2,126,789	3,325,922
Profit before taxation	除稅前溢利	475,332	240,383	215,880	510,864	635,942
Taxation	稅項	(162,857)	(86,195)	(90,891)	(229,811)	(252,000)
Profit after taxation	除稅後溢利	312,475	154,188	124,989	281,053	383,942
Minority interests	少數股東權益	(23,564)	6,676	(4,024)	(51,971)	(68,588)
Profit attributable to shareholders	股東應佔溢利	288,911	160,864	120,965	229,082	315,354
Earnings per share	每股盈利					
– Basic	– 基本	HK29 cents 港仙	HK16 cents 港仙	HK12 cents 港仙	HK23 cents 港仙	HK31 cents 港仙
– Diluted	– 攤薄	HK28 cents 港仙	HK16 cents 港仙	HK12 cents 港仙	HK23 cents 港仙	HK31 cents 港仙
Dividends per share	每股股息	HK8 cents 港仙	HK4 cents 港仙	HK3 cents 港仙	HK4 cents 港仙	HK5 cents 港仙
Net asset value per share	每股資產淨值	HK\$1.61港元	HK\$1.98港元	HK\$2.03港元	HK\$2.44港元	HK\$2.69港元

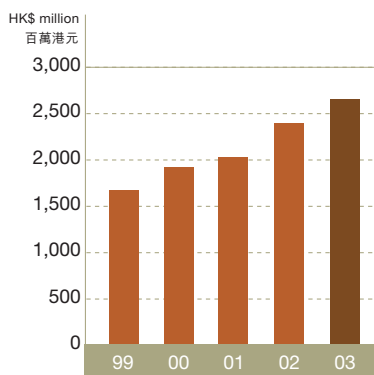
Turnover 營業額



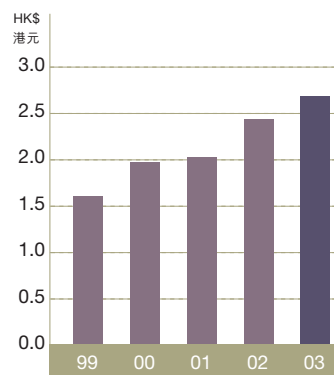
Profit attributable to shareholders 股東應佔溢利



Shareholders' equity 股東權益



Net asset value per share 每股資產淨值



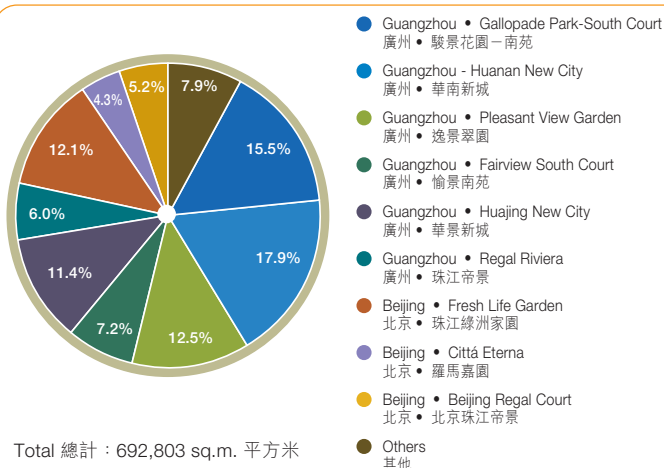
Financial Highlights

財務摘要

Breakdowns of property sales and landbank (inclusive of Regal Riviera in Guangzhou) for the year under review:
 於回顧年度，銷售物業及土地儲備(包括廣州珠江帝景)之明細：

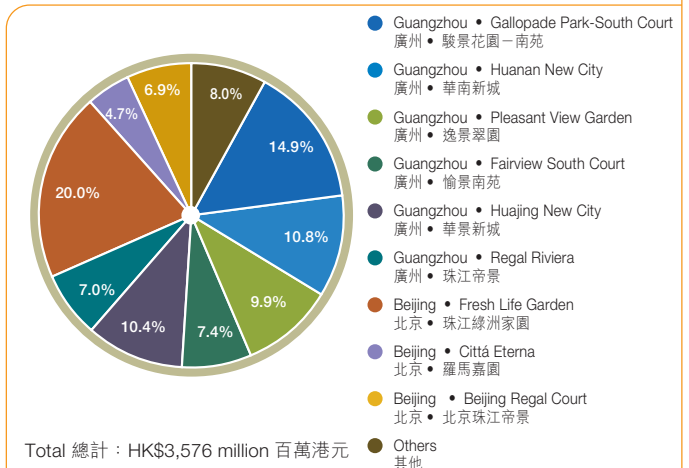
Sales Area Breakdown by Projects (GFA)

按項目計銷售面積(建築面積)



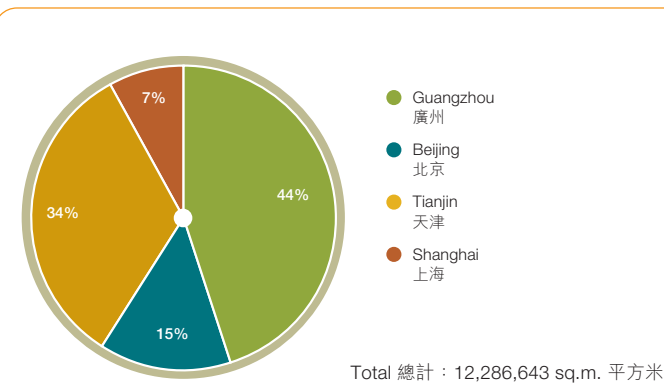
Sales Value Breakdown by Projects

按項目計銷售額



Landbank Breakdown by Regions (GFA)

按地區計土地儲備(建築面積)



Landbank Breakdown by Usage (GFA)

按用途計土地儲備(建築面積)

