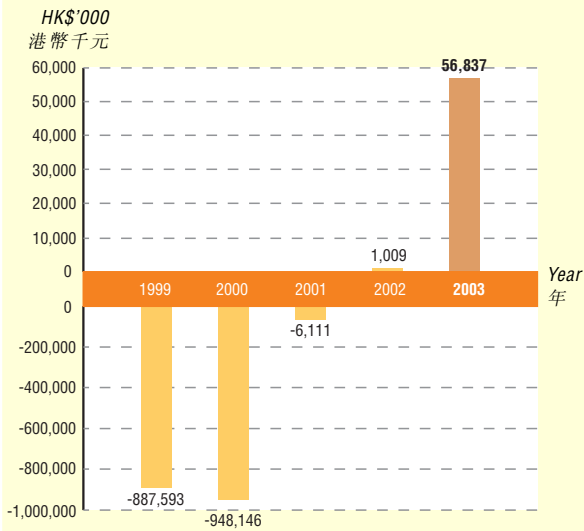


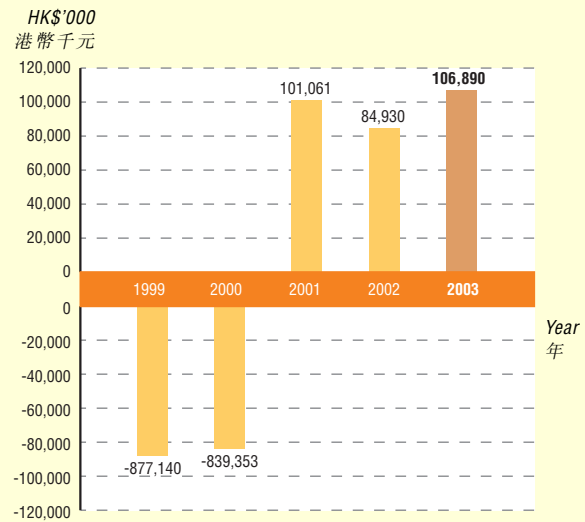
Financial Highlights 財務概況

		2003 二零零三年 HK\$'000 港幣千元	2002 二零零二年 HK\$'000 港幣千元	Change 變動
RESULTS				
	業績			
Turnover	營業額	83,613	261,049	-68%
Earnings before interest and tax	除利息及稅項前盈利	106,890	84,930	26%
Profit attributable to shareholders	股東應佔盈利	56,837	1,009	5,533%
Return on shareholders' equity (%)	股東資金回報 (%)	5.84	0.11	5,209%
Earnings per share (HK cents)	每股盈利 (港仙)	2.23	0.04	5,475%
FINANCIAL POSITION				
	財務狀況			
Total assets	資產總額	2,069,604	2,317,848	-11%
Total debts	負債總額	1,069,208	1,364,858	-22%
Shareholders' equity	股東權益	1,000,396	946,101	6%
Net asset value per share (HK\$)	每股資產淨值 (港幣元)	0.393	0.371	6%
Gearing (%)	資產負債比率 (%)	52	59	-12%
Current ratio (%)	流動比率 (%)	121	50	142%
Interest cover (%)	利息覆蓋比率 (%)	341	131	160%
MARKET INFORMATION				
	市場資料			
Share price at year end (HK\$)	年終時之股價 (港幣元)	0.325	0.185	76%
Price earnings ratio at year end (times)	年終時之市盈率 (倍)	15	463	-97%
Market capitalisation at year end	年終時之資本市值	828,201	471,438	76%

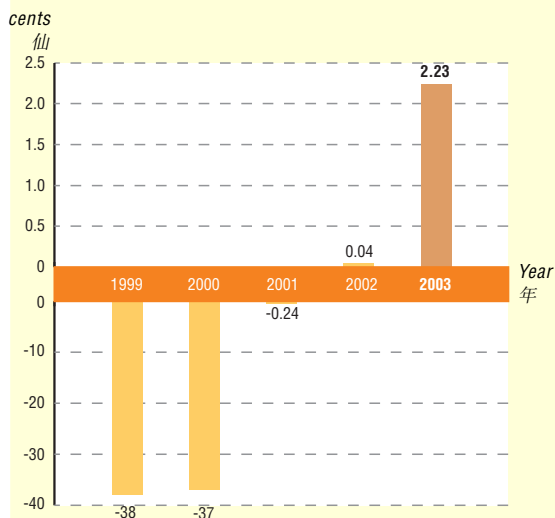
Profit/(Loss) attributable to shareholders
股東應佔盈利／(虧損)



Earnings/(Loss) before interest and tax
除利息及稅項前盈利／(虧損)



Earnings/(Loss) per share
每股盈利／(虧損)



Gearing ratio
資產負債比率

