

## TURNOVER 營業額

for the year ended 31 December  
截至十二月三十一日止年度

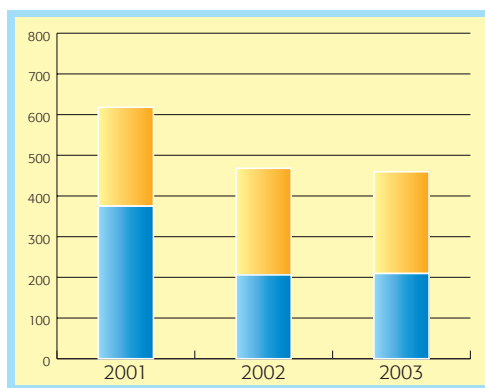
	HK\$'M 百萬港元	Change 變動
1999 .....	448	
2000 .....	558	25% ↑
2001 .....	618	11% ↑
2002 .....	468	24% ↓
<b>2003 .....</b>	<b>457</b>	<b>2% ↓</b>

## NET PROFIT 溢利淨額

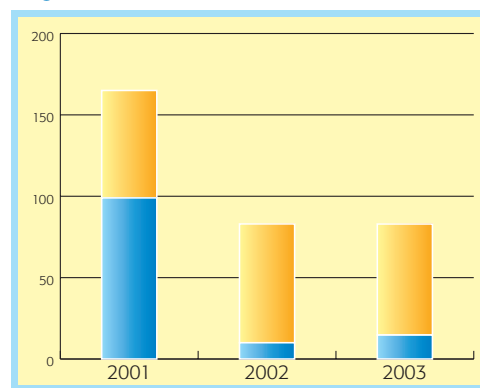
for the year ended 31 December  
截至十二月三十一日止年度

	HK\$'M 百萬港元	Change 變動
1999 .....	81	
2000 .....	141	74% ↑
2001 .....	142	1% ↑
2002 .....	41	71% ↓
<b>2003 .....</b>	<b>67</b>	<b>62% ↑</b>

## Turnover 營業額

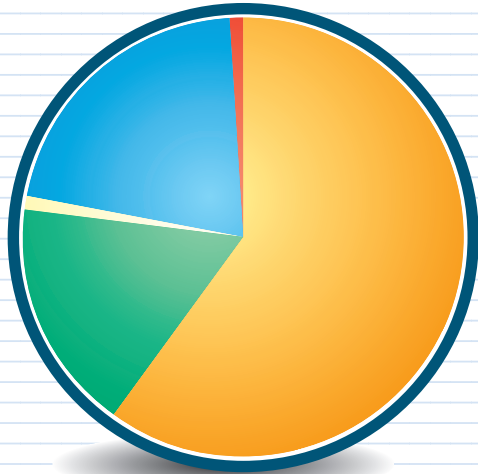


## Segment results 分類業績



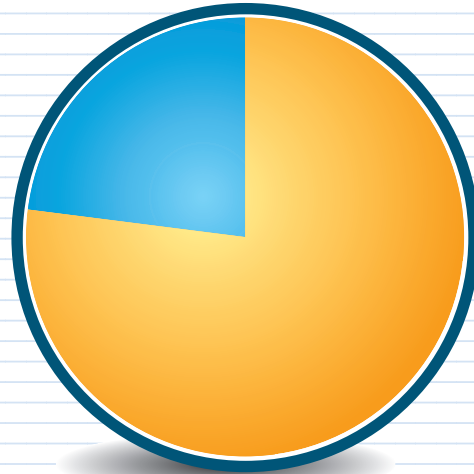
	2003		2002		2001	
	HK\$'M 百萬港元	%	HK\$'M 百萬港元	%	HK\$'M 百萬港元	%
Turnover 營業額						
Rare Earth Products 稀土產品類	208	46%	206	44%	375	61%
Refractory Products 耐火產品類	249	54%	262	56%	243	39%
Total 總額	457	100%	468	100%	618	100%
Segment results 分類業績						
Rare Earth Products 稀土產品類	16	20%	10	12%	99	60%
Refractory Products 耐火產品類	67	80%	73	88%	66	40%
Total 總額	83	100%	83	100%	165	100%

Rare Earth Products  
稀土產品類



2003

Refractory Products  
耐火產品類



2003

	Rare Earth Products 稀土產品類		Refractory Products 耐火產品類	
	2003 %	2002 %	2003 %	2002 %
Turnover 營業額				
The PRC 中國 .....	60%	70%	77%	82%
Japan 日本 .....	17%	13%	23%	18%
Europe 歐洲 .....	21%	12%	–	–
The United States of America 美國 .....	1%	3%	–	–
Others 其他 .....	1%	2%	–	–
Total 總額 .....	100%	100%	100%	100%