

Financial Highlights

財務摘要

Consolidated profit and loss data

Year ended 31 March 2004

綜合損益賬資料

截至二〇〇四年三月三十一日

		2004 HK\$'000	2003 HK\$'000	2002 HK\$'000	2001 HK\$'000	2000 HK\$'000
			(Restated) (重列)	(Restated) (重列)		
Turnover	營業額	1,395,111	1,735,428	1,530,706	1,513,685	1,415,699
Operating profit/(loss)						
before taxation	除稅前經營溢利/(虧損)	(57,363)	16,447	51,425	112,755	144,405
Taxation	稅項	(4,329)	3,463	(3,734)	(9,986)	(13,977)
Profit/(loss) before minority interests	除少數股東權益前之溢利/(虧損)	(61,692)	19,910	47,691	102,769	130,428
Minority interests	少數股東權益	45	(1,485)	5,741	795	(107)
Net profit/(loss) attributable to shareholders	股東應佔溢利/(虧損)	(61,647)	18,425	41,847	103,564	130,321
Dividends	股息	(128,021)	(34,915)	(40,735)	(87,506)	(164,049)
Per share data	每股資料	HK cents	HK cents	HK cents	HK cents	HK cents
Earnings/(loss)	盈利/(虧損)	(5.30)	1.58	4.69	9.67	13.20
Interim dividend	中期股息	–	2.00	2.50	4.00	4.00
Interim special dividend	中期特別股息	1.00	–	–	–	10.00
Proposed final dividend	建議末期股息	–	–	1.00	1.00	2.30
Proposed final special dividend	建議末期特別股息	10.00	1.00	–	3.00	–

Consolidated balance sheet

As at 31 March 2004

綜合資產負債表

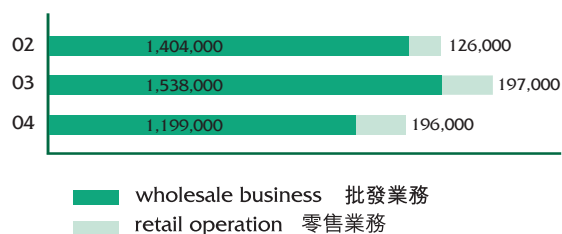
於二〇〇四年三月三十一日

		2004 HK\$'000	2003 HK\$'000	2002 HK\$'000	2001 HK\$'000	2000 HK\$'000
			(Restated) (重列)	(Restated) (重列)	(Restated) (重列)	(Restated) (重列)
Fixed assets	固定資產	144,849	200,706	197,544	131,946	140,343
Investment properties	投資物業	35,900	3,919	17,649	17,700	19,110
Goodwill	商譽	38,075	40,273	55,754	–	–
Cash	現金	530,930	359,415	239,112	420,407	450,115
Other net current assets/(liabilities)	其他流動資產淨值/(負債)	329,335	556,872	683,376	599,805	509,176
Total assets over current liabilities	總資產減流動負債	1,079,089	1,161,185	1,193,435	1,169,858	1,118,744
Long term bank loans	長期銀行貸款	–	–	–	–	–
Minority interests	少數股東權益	(16,313)	(16,358)	(14,873)	(20,614)	(21,409)
Non current liabilities	非流動負債	(1,928)	(2,064)	(2,017)	(719)	(678)
Shareholders' funds	股東資金	1,060,848	1,142,763	1,176,545	1,148,525	1,096,657
		%	%	%	%	%
Debt to equity ratio	債務與資本比率	–	6.00	–	–	–
Return on equity	資金回報率	N/A	1.67	4.54	9.02	11.88
Dividend pay-out ratio	派息率	N/A	179	76.24	82.73	123.48
Current ratio	流動比率	6.89	4.62	4.80	6.43	8.47

Turnover

營業額


HK\$'000
港幣千元



Cash balance

現金結餘

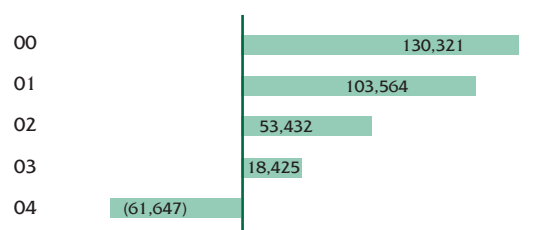
HK\$'000
港幣千元



Net profit/(loss) attributable to shareholders

股東應佔純利／(虧損)

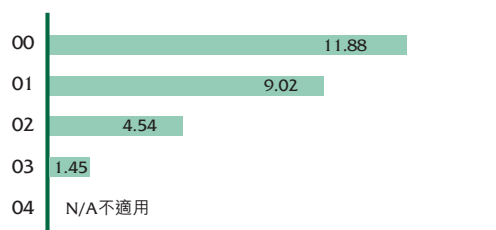
HK\$'000
港幣千元



Return on equity

資金回報率

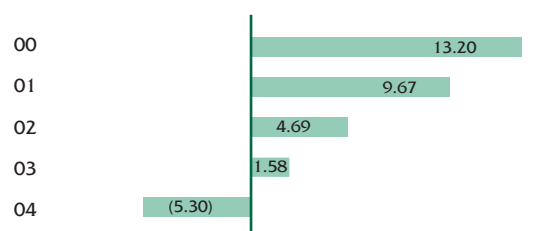
%
百分比



Earnings/(loss) per share

每股盈利／(虧損)


HK ¢
港仙



Dividend per share

每股股息

HK ¢
港仙



Current ratio

流動比率

%
百分比

