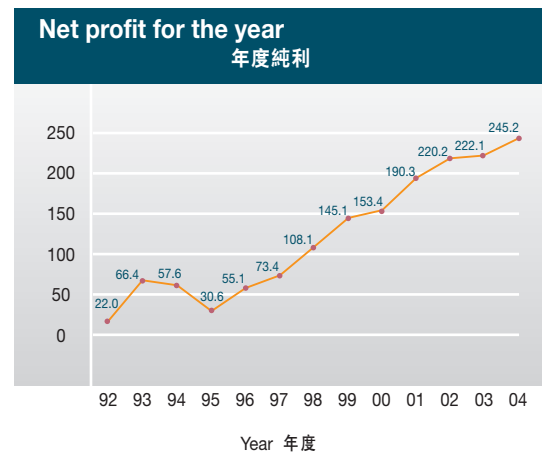
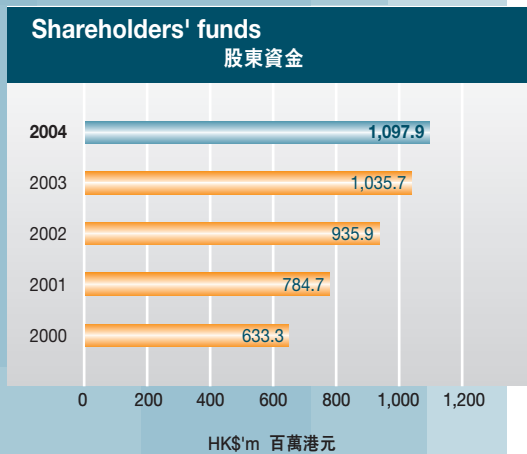




■ 集團新添置的機械臂，進一步提升塑料注模生產的自動化程度。
The installation of robotic arms further enhanced the degree of automation of the plastic injection operation.



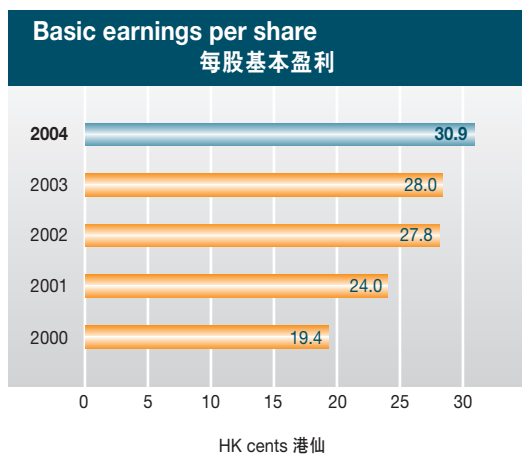
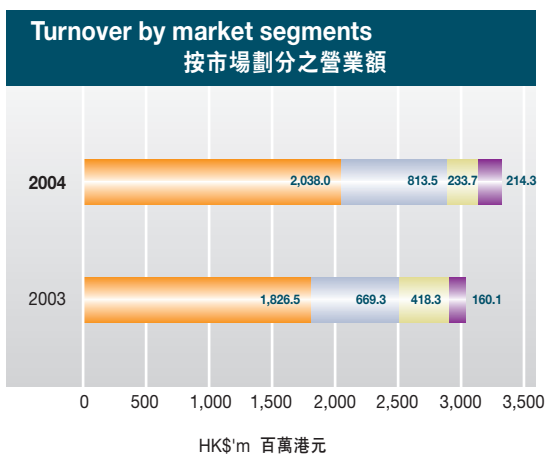
Note: The figures for 2003 in respect of shareholders' funds, net profit for the year and basic earnings per share have been re-stated to reflect the adoption of the Statement of Standard Accounting Practice No. 12 (Revised) "Incomes taxes" issued by the Hong Kong Society of Accountants.

附註：有關2003年股東資金、年度純利以及每股基本盈利之數據已因應採納由香港會計師公會頒佈之香港財務申報準則第12號（經修訂）「所得稅」而予以重列。

Financial Highlights

財務摘要

	2004 二零零四年	2003 二零零三年 (restated) (重列)	% Change 百分比變動
	HK\$'000 千港元	HK\$'000 千港元	
Turnover 營業額	3,299,447	3,074,197	+7.3
Net profit for the year 年度純利	245,168	222,140	+10.4
Dividends 股息	186,335	110,980	+67.9
Shareholders' funds 股東資金	1,097,925	1,035,654	+6.0
Net current assets 流動資產淨值	318,207	331,320	-4.0
Total borrowings 借貸總額	343,239	217,473	+57.8
Capital expenditure 資本開支	217,824	214,525	+1.5
Net profit margin 邊際純利	7.4%	7.2%	+2.8
Gearing ratio 負債比率	0.3	0.2	+50.0
Current ratio 流動比率	1.5	1.6	-6.3
Net assets value per share 每股資產淨值	138.5 cents 仙	130.6 cents 仙	+6.0



- America 美洲
- Europe 歐洲
- Asia 亞洲
- Others 其他