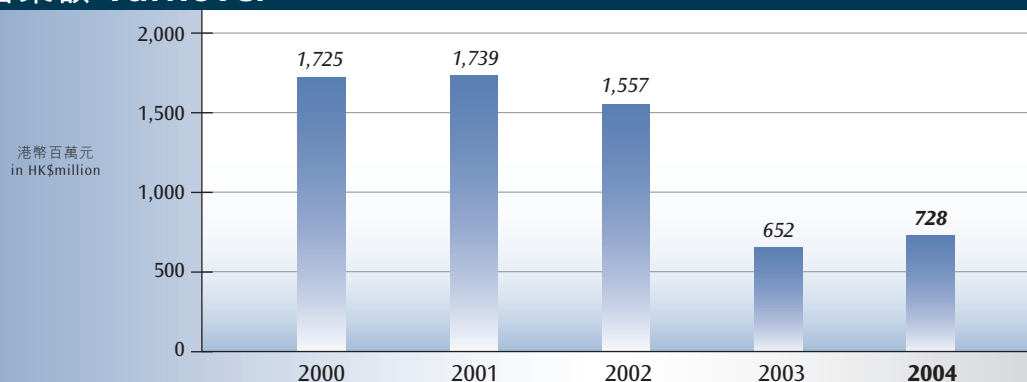


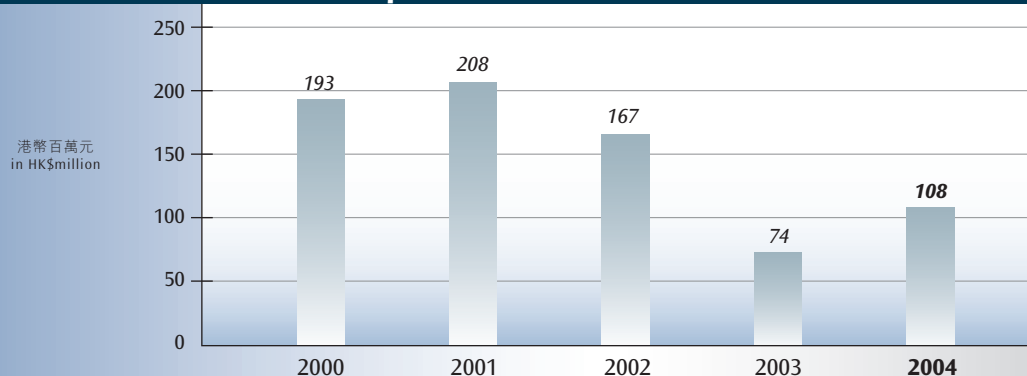
財務摘要

Financial Highlights

營業額 Turnover

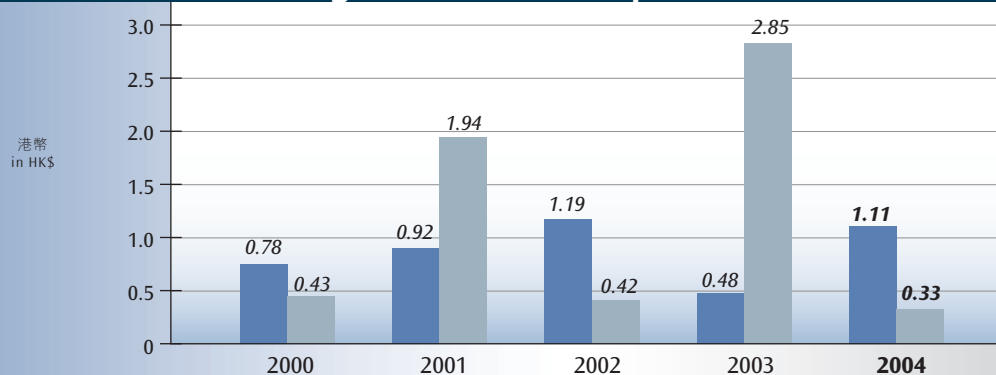


經營溢利 Profit from Operations



重報
restated

每股盈利及股息 Earnings and Dividend per Share



重報每股盈利
restated for EPS

■ 每股盈利 Earnings per Share ■ 每股股息 Dividend per Share

財務摘要 Financial Highlights

(以港幣列示 / Expressed in Hong Kong dollars)

		2000	2001	2002	2003 (重報) (restated) (附註1) (Note1)	2004
		\$'000	\$'000	\$'000	\$'000	\$'000
業績	Results					
營業額	Turnover	1,725,125	1,738,613	1,556,766	652,000	727,735
經營溢利	Profit from operations	193,098	207,918	167,360	74,035	108,330
融資成本	Finance costs	(2,250)	(4,185)	(3,346)	(906)	(1,368)
應佔聯營公司溢利 減虧損	Share of profits less losses of associates	–	–	1,944	16,726	18,528
非經營性質(支出) / 收入淨額	Non-operating (expense) / income, net	(4,900)	–	72,069	(2,319)	64,957
除稅前正常業務 溢利	Profit from ordinary activities before taxation	185,948	203,733	238,027	87,536	190,447
利得稅	Income tax	(25,367)	(18,166)	(22,561)	(12,112)	(15,371)
少數股東權益	Minority interests	(42,112)	(43,847)	(31,374)	(1,861)	(3,889)
股東應佔溢利	Profit attributable to shareholders	118,469	141,720	184,092	73,563	171,187
每股盈利	Earnings per share					
基本	Basic	HK\$0.78	HK\$0.92	HK\$1.19	HK\$0.48	HK\$1.11
攤薄	Diluted	HK\$0.75	HK\$0.92	HK\$1.19	N/A	N/A
每股股息	Dividend per share	HK\$0.43	HK\$1.94	HK\$0.42	HK\$2.85	HK\$0.33

附註：

1. 本集團已於二零零三年四月一日採納香港會計實務準則第十二號(經修訂)「收益稅」。為了符合該準則的要求，本集團於二零零四年採納了一項新的遞延稅項會計政策。二零零三年的數字已作出調整。然而，更早年度的比較數字未能作出適當的調整。

Note:

1. Hong Kong Statement of Standard Accounting Practice No. 12 (revised) "Income taxes" was adopted by the group effective 1 April 2003. In order to comply with this revised statement, the group adopted a new accounting policy for deferred tax in 2004. Figures for the year 2003 have been adjusted. However, it is not practicable to restate earlier years for comparison purposes.