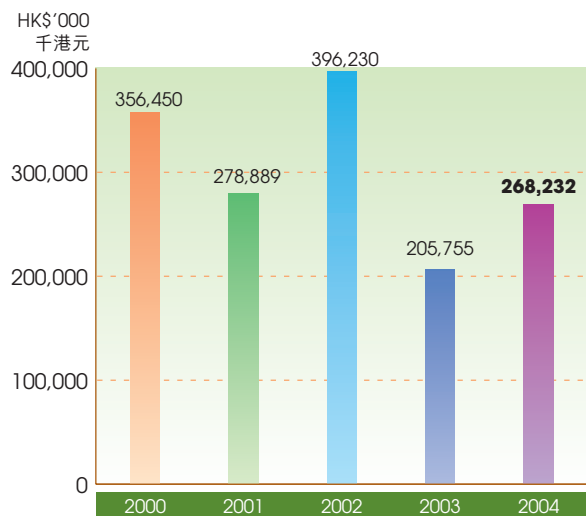


Financial Summary

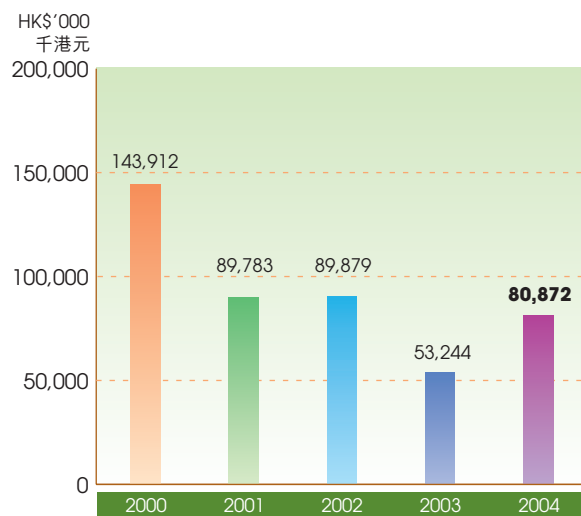
| For the financial year (in HK\$'000) 財務年度(千港元) | 2004 二零零四年 | 2003 二零零三年 (restated) (重列) | 2002 二零零二年 | 2001 二零零一年 | 2000 二零零零年 |
|---|---|--|----------------------------------|--|--|
| Turnover 營業額 | 268,232 | 205,755 | 396,230 | 278,889 | 356,450 |
| Gross profit 毛利 | 80,872 | 53,244 | 89,879 | 89,783 | 143,912 |
| Profit (loss) before taxation 除稅前溢利(虧損) | 5,087 | (69,375) | 5,514 | 16,322 | 68,986 |
| Taxation (charge) credit 稅項(扣除)入賬 | (2,728) | 939 | 451 | (2,247) | (10,934) |
| Profit (loss) before minority interest 未計少數股東權益前溢利(虧損) | 2,359 | (68,436) | 5,965 | 14,075 | 58,052 |
| Minority interest 少數股東權益 | 4 | — | — | — | — |
| Net profit (loss) for the year 當年純利(淨虧損) | 2,363 | (68,436) | 5,965 | 14,075 | 58,052 |
| Dividends 股息 | — | — | 3,000 | 4,400 | 17,200 |
| Basic earnings (loss) per share (HK\$) 基本每股盈利(虧損)(港元) | 0.01 | (0.34) | 0.03 | 0.07 | 0.38 |
| As at (in HK\$'000) 於年度終結日(千港元) | 31 March 2004 二零零四年 三月三十一日 | 31 March 2003 二零零三年 三月三十一日 (restated) (重列) | 31 March 2002 二零零二年 三月三十一日 | 31 March 2001 二零零一年 三月三十一日 (restated) (重列) | 31 March 2000 二零零零年 三月三十一日 (restated) (重列) |
| Non-current Assets 非流動資產 | 101,099 | 110,418 | 125,941 | 130,690 | 97,390 |
| Current Assets 流動資產 | 159,278 | 181,176 | 229,531 | 214,259 | 228,221 |
| Bank Balances and Cash 銀行結存及現金 | 31,835 | 12,614 | 19,905 | 30,146 | 83,676 |
| Current Liabilities 流動負債 | 73,566 | 109,117 | 97,320 | 78,139 | 66,420 |
| Net Current Assets 流動資產淨值 | 85,712 | 72,059 | 132,211 | 136,120 | 161,801 |
| Non-current Liabilities 非流動負債 | 6,670 | 4,699 | 8,091 | 16,338 | 4,125 |
| Net Assets 資產淨值 | 180,141 | 177,778 | 250,061 | 250,472 | 255,066 |

Note: Certain figures set out above are restated due to the adoption of a number of new and revised accounting practice.
附註：上列部份數據因應採納新的及修訂的會計實務準則而重列。

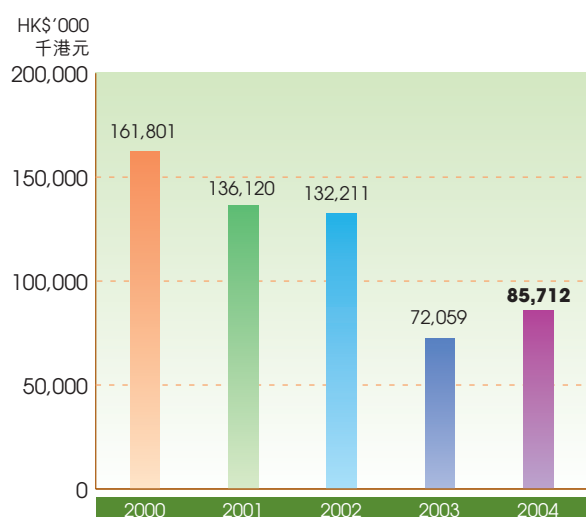
Turnover 營業額



Gross Profit 毛利



Net Current Assets 流動資產淨值



Net Assets 資產淨值

