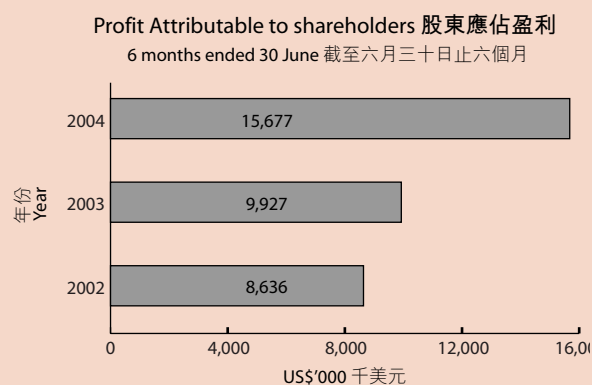



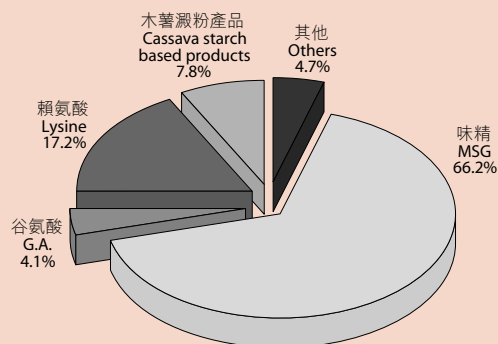
Financial Highlights

財務摘要

Results	業績	Unaudited 未經審核 Six months ended 30 June 2004 截至二零零四年 六月三十日止 六個月 US\$'000 千美元	Unaudited 未經審核 Six months ended 30 June 2003 截至二零零三年 六月三十日止 六個月 US\$'000 千美元	Change 變動
Turnover	營業額	109,439	94,756	15.5%
Profit before taxation	除稅前盈利	19,238	11,665	64.9%
Profit attributable to shareholders	股東應佔盈利	15,677	9,927	57.9%
Basic earnings per share (US cents)	每股基本盈利(美仙)	1.04	0.94	10.6%
Diluted earnings per share (US cents)	每股攤薄盈利(美仙)	1.02	0.86	
Interim dividend declared per share (US cents)	已宣派每股中期股息 (美仙)	0.506	0.321	
	(HK cents)	3.947	2.504	



Turnover by Products 按產品分類之營業額
6 months ended 30 June 2004 截至二零零四年六月三十日止六個月



Turnover by Geographical Location 按地區分類之營業額
6 months ended 30 June 2004 截至二零零四年六月三十日止六個月

