

# Financial Highlights

## 財務摘要

Turnover increased by 26.6% to HK\$274,742,000

營業額上升 26.6% 至 274,742,000 港元

Due to relatively severe operating environment faced by manufacturing business, profit attributable to shareholders reached HK\$24,813,000

由於製造業面對較艱難的經營環境，股東應佔溢利為 24,813,000 港元

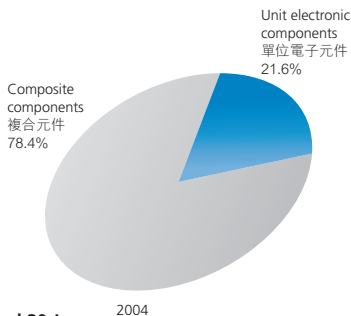
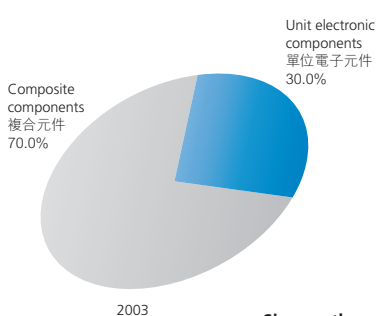
The Board of directors has recommended an interim dividend of HK2.4 cents per share, representing approximately 30% of basic earnings per share

董事會建議派發中期股息每股 2.4 港仙，相當於每股基本盈利約 30%

Healthy financial position, with average cash and cash equivalents of HK\$123,686,000 and no bank borrowing

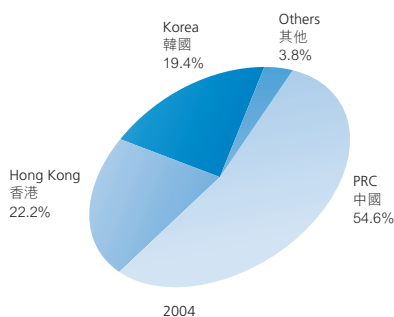
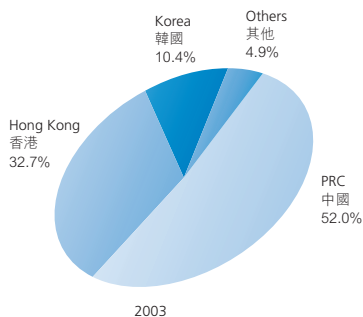
財政狀況穩健，平均現金及現金等價物達 123,686,000 港元，並無任何銀行借貸

### Turnover Breakdown by Product Mix 按產品組合劃分之營業額分析



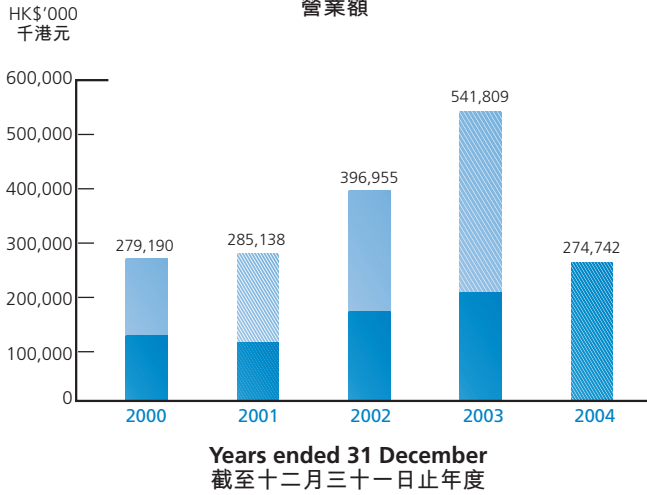
Six months ended 30 June  
截至六月三十日止六個月

### Turnover Breakdown by Geographical Regions 按地區分佈劃分之營業額分析



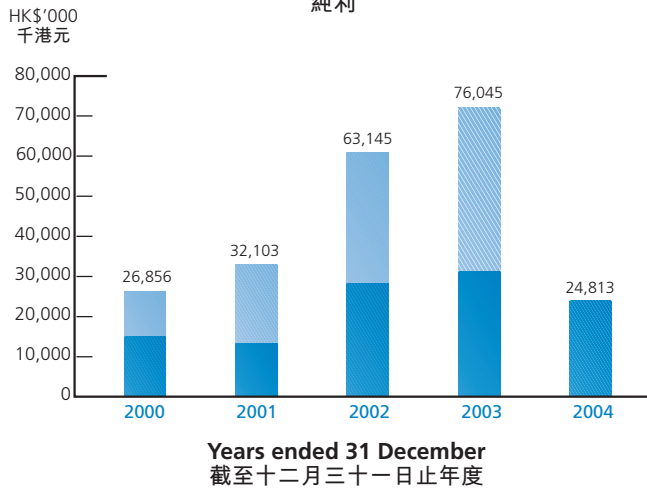
Six months ended 30 June  
截至六月三十日止六個月

### Turnover 營業額



- 1st half 上半年
- 2nd half 下半年

### Net Profit 純利



- 1st half 上半年
- 2nd half 下半年