

FINANCIAL AND STATISTICAL HIGHLIGHTS | 財務及統計摘要

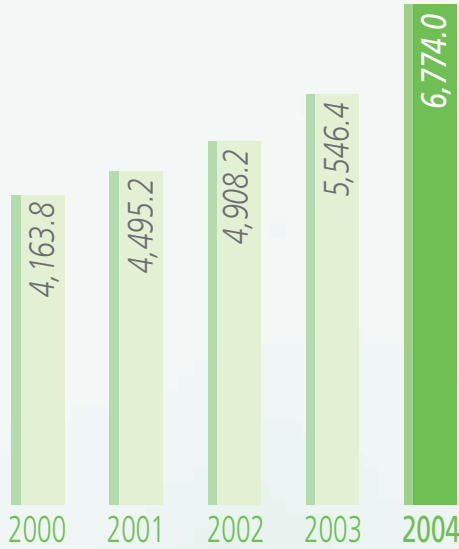
		2004 HK\$Mil 百萬港元	2003 HK\$Mil 百萬港元 (Restated) (重列)	Changes 變動
Operating Results		營運業績		
Turnover	營業額	6,773.99	5,546.45	22.13%
Profit		盈利		
Total	總值	180.14	343.91	-47.62%
Profit margin	盈利率	2.66%	6.20%	-57.10%
Per share (cents)	每股(仙)			
- Basic	- 基本	22.75	43.83	-48.09%
- Diluted	- 攤薄	22.73	43.67	-47.95%
Dividends		股息		
(after inclusion of proposed final dividend)	(已包括擬付之末期股息在內)			
Per share (cents)	每股(仙)	11.00	22.00	-50.00%
Dividend payout ratio	派息比率	48.35%	50.19%	-3.67%
Financial Position at Year End		於年度終結時之財務狀況		
(after inclusion of proposed final dividend)	(已包括擬付之末期股息在內)			
Net current assets	流動資產淨值	2,208.91	1,613.76	36.88%
Total assets	資產總值	6,093.63	5,460.64	11.59%
Long-term bank borrowings	長期銀行借貸	1,719.04	1,110.40	54.81%
Bank borrowings	銀行借貸	2,288.87	1,685.66	35.78%
Net bank borrowings	銀行借貸淨值	1,981.18	1,212.37	63.41%
Total liabilities	負債總值	3,466.19	2,951.73	17.43%
Contingent liabilities	或然負債	63.46	58.51	8.46%
Tangible net worth	有形淨值	2,625.05	2,505.78	4.76%
Net asset value per share (cents)	每股資產淨值(仙)	330.91	319.50	3.57%
Capital expenditure	資本開支	358.08	493.42	-27.43%
Financial Statistics		財務統計		
(after inclusion of proposed final dividend)	(已包括擬付之末期股息在內)			
Current ratio	流動比率	2.38	1.94	
Long-term bank borrowings ratio	長期銀行借貸比率	0.65	0.44	
Bank borrowings ratio	銀行借貸比率	0.87	0.67	
Net bank borrowings ratio	銀行借貸淨值比率	0.75	0.48	
Gearing ratio	資本負債比率	1.34	1.20	
Return before tax on average equity	除稅前之平均股東基金回報率	8.32%	17.27%	
Interest cover ratio	利息比率	6.30	11.53	



FINANCIAL AND STATISTICAL HIGHLIGHTS | 財務及統計摘要

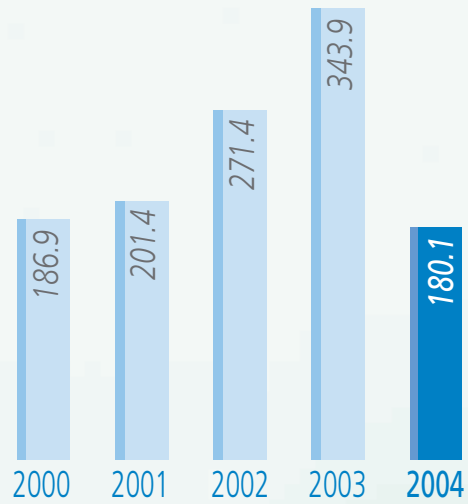
Turnover 營業額

HK\$'M
百萬港元



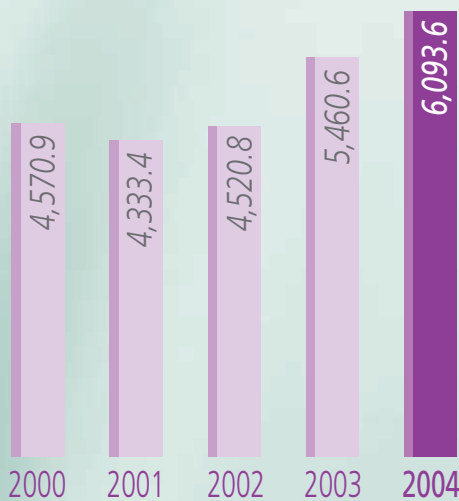
Profit for the Year 是年度盈利

HK\$'M
百萬港元



Total Assets 資產總值

HK\$'M
百萬港元



Shareholders' Funds 股東基金

HK\$'M
百萬港元

