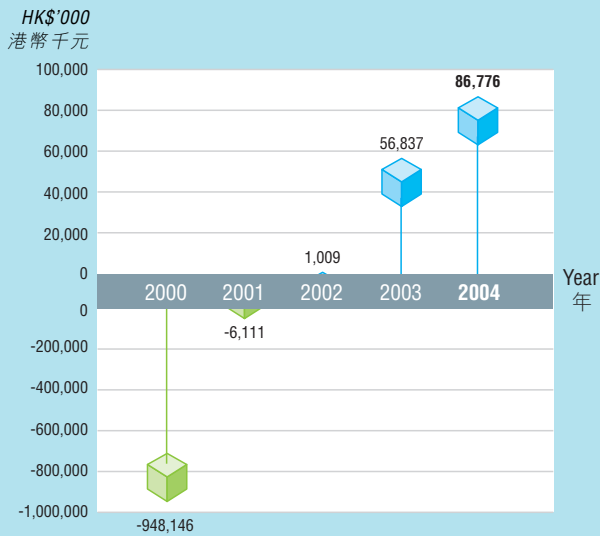


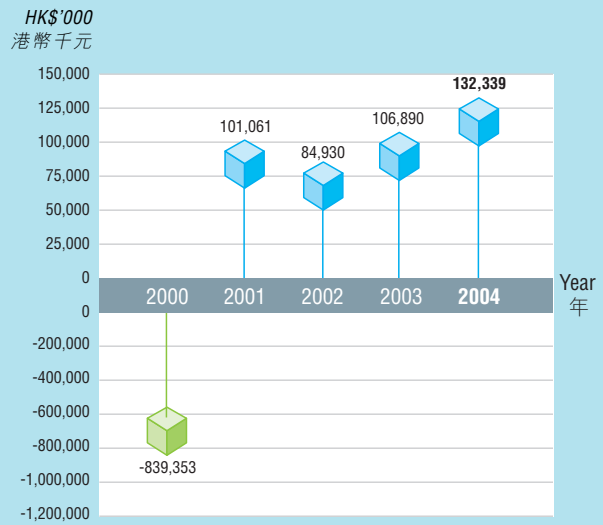
## Financial Highlights 財務概況

		2004 二零零四年 HK\$'000 港幣千元	2003 二零零三年 HK\$'000 港幣千元	Percentage Change 百分比 變動
<b>RESULTS</b>		<b>業績</b>		
Turnover	營業額	<b>65,244</b>	83,613	-22%
Earnings before interest and tax	除利息及稅項前盈利	<b>132,339</b>	106,890	24%
Profit attributable to shareholders	股東應佔盈利	<b>86,776</b>	56,837	53%
Return on shareholders' equity (%)	股東資金回報(%)	<b>8.35</b>	5.84	43%
Basic earnings per share (HK cents)	每股基本盈利(港仙)	<b>3.41</b>	2.23	53%
<b>FINANCIAL POSITION</b>		<b>財務狀況</b>		
Total assets	資產總額	<b>2,050,821</b>	2,069,604	-1%
Total liabilities	負債總額	<b>968,685</b>	1,069,208	-9%
Shareholders' equity	股東權益	<b>1,078,942</b>	1,000,396	8%
Net asset value per share (HK\$)	每股資產淨值(港幣元)	<b>0.423</b>	0.393	8%
Gearing (%)	資產負債比率(%)	<b>47</b>	52	-5%
Current ratio (%)	流動比率(%)	<b>716</b>	121	595%
Interest cover (%)	利息覆蓋比率(%)	<b>479</b>	341	138%
<b>MARKET INFORMATION</b>		<b>市場資料</b>		
Share price at year end (HK\$)	年終時之股價(港幣元)	<b>0.500</b>	0.325	54%
Price earnings ratio at year end (times)	年終時之市盈率(倍)	<b>15</b>	15	-
Market capitalisation at year end	年終時之資本市值	<b>1,274,406</b>	828,201	54%

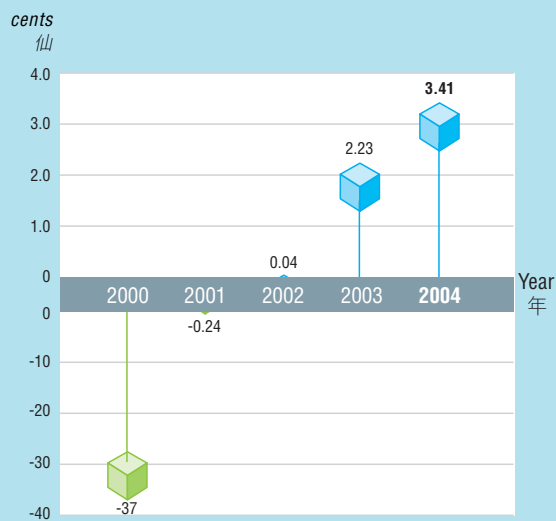
**Profit/(Loss) attributable to shareholders**  
股東應佔盈利／（虧損）



**Earnings/(Loss) before interest and tax**  
除利息及稅項前盈利／（虧損）



**Basic earnings/(Loss) per share**  
每股基本盈利／（虧損）



**Gearing ratio**  
資產負債比率

