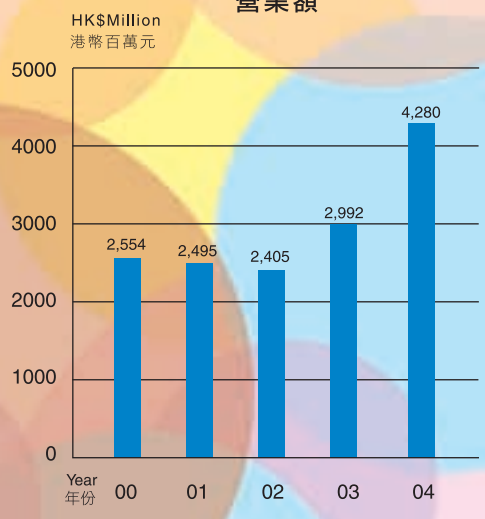
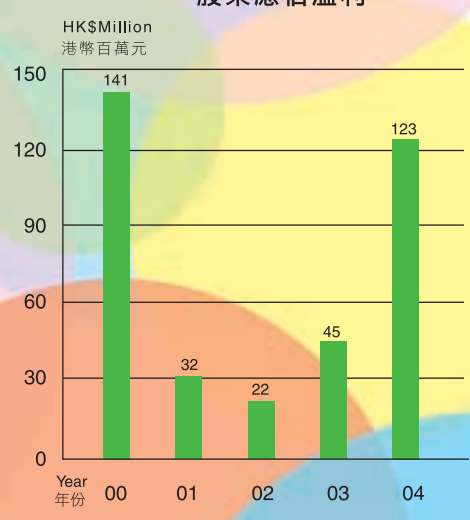


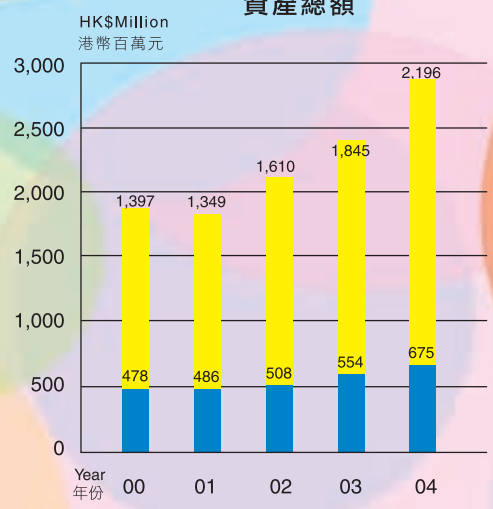
### Turnover 營業額



### Profit attributable to Shareholders 股東應佔溢利



### Total assets 資產總額



- Total assets  
資產總額
- Total shareholder's funds  
股東權益總額

FIVE YEARS FINANCIAL SUMMARY

五年財務概要

For the year ended 31st December  
截至十二月三十一日止年度

	2000	2001	2002	2003	2004
	HK\$'000	HK\$'000	HK\$'000	HK\$'000	HK\$'000
	港幣千元	港幣千元	港幣千元	港幣千元	港幣千元

**RESULTS 業績**

Turnover 營業額	2,554,234	2,494,882	2,405,407	2,991,971	<b>4,279,844</b>
--------------	-----------	-----------	-----------	-----------	------------------

Profit attributable to shareholders

股東應佔溢利	140,675	32,155	22,425	44,502	<b>122,519</b>
--------	---------	--------	--------	--------	----------------

At 31st December  
於十二月三十一日結算

	2000	2001	2002	2003	2004
	HK\$'000	HK\$'000	HK\$'000	HK\$'000	HK\$'000
	港幣千元	港幣千元	港幣千元	港幣千元	港幣千元

**ASSETS AND LIABILITIES 資產及負債**

Total assets 資產總額	1,397,406	1,348,850	1,610,481	1,844,764	<b>2,196,164</b>
-------------------	-----------	-----------	-----------	-----------	------------------

Total liabilities 負債總額	(918,610)	(848,194)	(1,077,063)	(1,260,175)	<b>(1,481,590)</b>
------------------------	-----------	-----------	-------------	-------------	--------------------

Minority interests 少數股東權益	(828)	(14,933)	(25,033)	(30,919)	<b>(39,583)</b>
---------------------------	-------	----------	----------	----------	-----------------

Shareholders' funds 股東資金	477,968	485,723	508,385	553,670	<b>674,991</b>
--------------------------	---------	---------	---------	---------	----------------