

# Financial Highlights

## 財務摘要

RMB'000

人民幣千元

For the year ended 31 December		2000	2001	2002	2003	2004
截至十二月三十一日止年度		二零零零	二零零一	二零零二	二零零三	二零零四
Turnover	營業額	281,417	658,131	2,095,698	2,182,031	<b>2,383,720</b>
Gross profit	毛利	65,058	165,155	555,967	670,276	<b>1,056,859</b>
Gross margin	毛利率	23.12%	25.09%	26.53%	30.72%	<b>44.34%</b>
Operating profit	經營業務溢利	36,125	110,163	439,111	577,214	<b>905,330</b>
EBIT	息稅前溢利	43,882	110,301	486,658	669,170	<b>1,025,216</b>
Net profit attributable to shareholders	股東應佔純利	29,070	51,212	341,243	448,847	<b>574,508</b>
EPS(RMB)	每股盈利 (人民幣元)	0.020	0.035	0.231	0.303	<b>0.269</b>

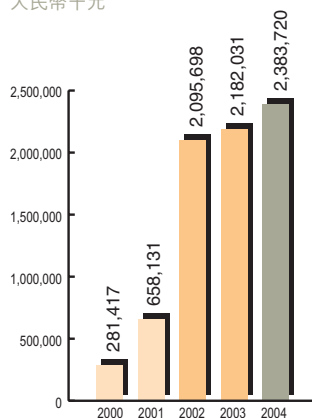
As at 31 December		2000	2001	2002	2003	2004
於十二月三十一日		二零零零	二零零一	二零零二	二零零三	二零零四
Total assets	總資產	1,122,674	1,552,426	2,080,541	3,972,310	<b>5,901,763</b>
Shareholders' equity	股東權益	135,255	266,467	584,446	1,033,293	<b>3,173,206</b>
Return on equity	股東回報率	21.49%	19.22%	58.39%	43.44%	<b>18.10%</b>
Assets turnover rate	資產周轉率	40.97%	49.20%	115.37%	72.10%	<b>48.28%</b>
Net assets book value per share (RMB)	每股資產淨值 (人民幣元)	0.091	0.180	0.395	0.698	<b>1.438</b>

**Turnover**

營業額

RMB'000

人民幣千元

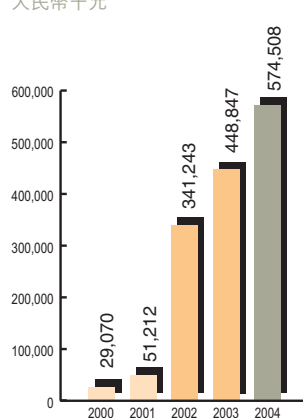


**Net profit attributable to shareholders**

股東應佔純利

RMB'000

人民幣千元

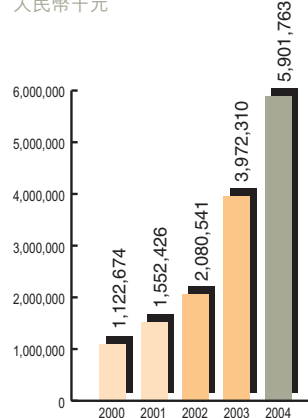


**Total assets**

總資產

RMB'000

人民幣千元

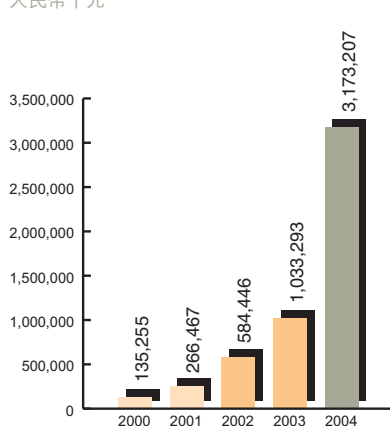


**Shareholders' equity**

股東權益

RMB'000

人民幣千元

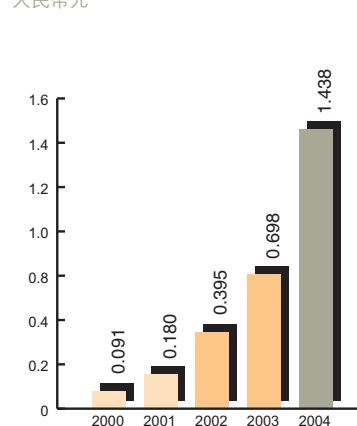


**Net assets book value per share**

每股資產淨值

RMB

人民幣元



Note: For the years ended 31 December 2000, 2001, 2002 and 2003 earnings per share and net assets value per share were calculated by dividing net profit attributable to shareholders of the year and shareholders' equity by 1,480,430,000 domestic shares of a nominal value of RMB0.20 each ("Domestic Shares") in issue on the assumption that such 1,480,430,000 Domestic Shares had been in issue throughout the above period and as if the sub-division of the Company's ordinary shares from one ordinary share of nominal value of RMB1.00 each into five ordinary shares of nominal value of RMB0.20 each, had taken place at the beginning of the above period. For the year ended 31 December 2004, earnings per share was calculated by dividing net profit attributable to shareholding for the year by the weighted average number of 2,138,688,751 ordinary shares in issue during the year. The net assets value per share as at 31 December 2004 was calculated by dividing shareholders' equity by 2,206,781,500 ordinary shares in issue as at 31 December 2004.

注釋：截至二零零零年、二零零一年、二零零二年及二零零三年十二月三十一日止年度，每股盈利及每股資產淨值是將年度股東應佔純利及股東權益除以已發行1,480,430,000股內資股計算（假設1,480,430,000股內資股於整個上述期間已獲發行），猶如本公司根據資本重組，將1股面值人民幣1.00元的內資股拆細為5股每股面值人民幣0.20元的內資股一事於上述期間開始時已經發生。截至二零零四年十二月三十一日止年度，每股盈利為將年度股東應佔純利除以當年加權平均發行在外普通股數2,138,688,751股計算。於二零零四年十二月三十一日之每股資產淨值是將股東權益除以於二零零四年十二月三十一日之發行在外普通股數2,206,781,500股計算。