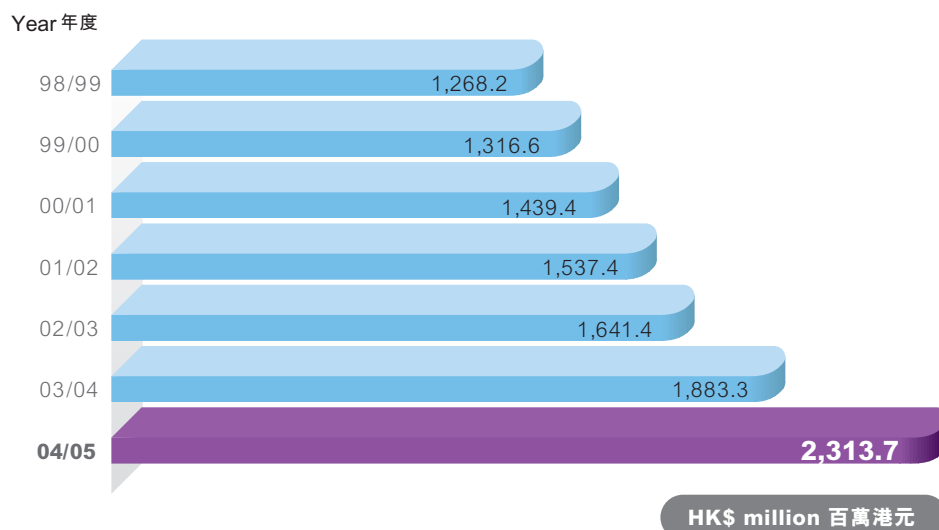


# Financial and Operations Highlights

## 財務及業務摘要

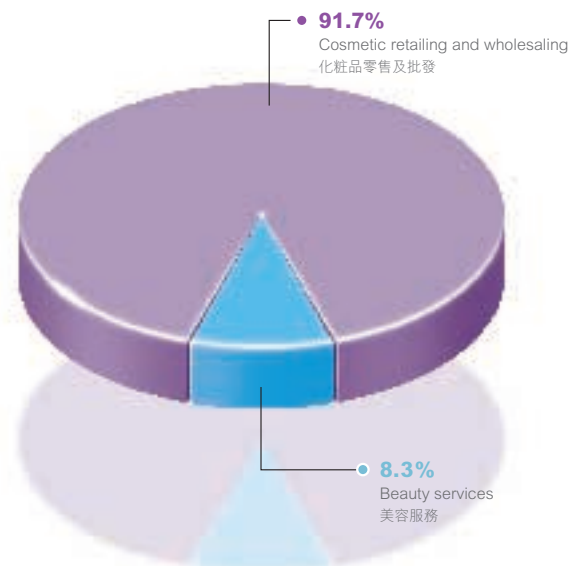
### Turnover

#### 營業額



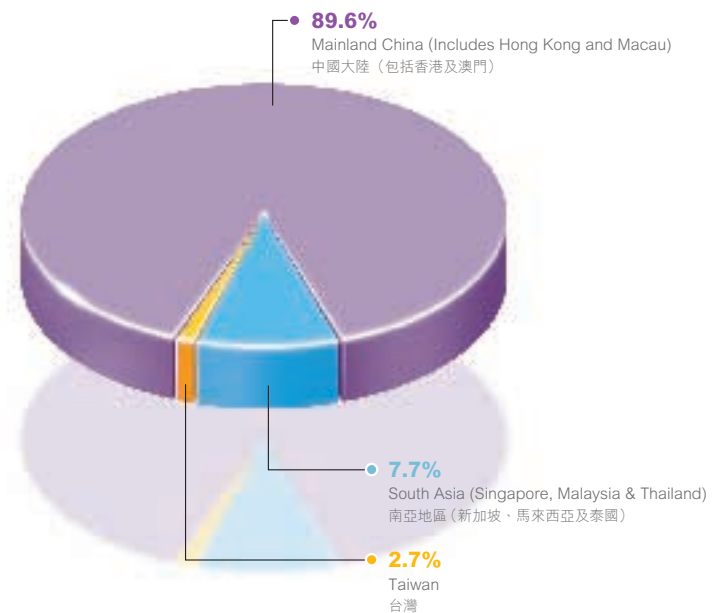
### Turnover by Business

#### 營業額按業務分佈



### Turnover by Region

#### 營業額按地域分佈



Total 合共 : HK\$2,313.7 million 百萬港元

## Financial Summary

### 財務撮要

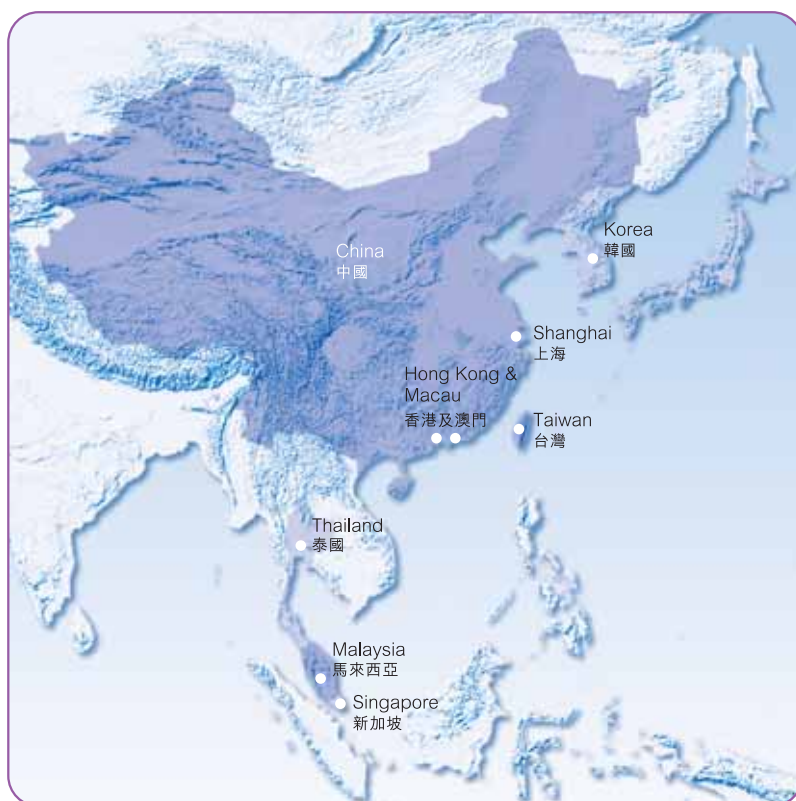
	2004/2005	2003/2004
Turnover ( HK\$ million ) 營業額 (百萬港元)	<b>2,313.7</b>	1,883.3
Operating profit ( HK\$ million ) 經營溢利 (百萬港元)	<b>260.2</b>	185.2
Profit attributable to shareholders ( HK\$ million ) 股東應佔溢利 (百萬港元)	<b>216.6</b>	151.1
Total annual dividend per share ( HK cents ) 全年每股股息 (港仙)	<b>17.0*</b>	12.0**
Earnings per share (HK cents) - diluted 每股盈利 - 攤薄 (港仙)	<b>16.5</b>	11.8
Net cash & bank balances plus held-to-maturity securities ( HK\$ million ) 淨現金及銀行結餘以及持至到期日之證券 (百萬港元)	<b>743.1</b>	740.1
Inventory turnover ( days ) 存貨周期 (天)	<b>101</b>	90

\* Include 9.0 HK cents special dividend  
包括特別股息9.0港仙

\*\* Include 5.0 HK cents special dividend  
包括特別股息5.0港仙

## Sa Sa International Group's Business Network in Asia

### 莎莎國際集團的亞洲業務網絡



No. of Retail Outlets 零售點數目	Sa Sa Stores 莎莎 化粧品店	Image Store / Counter 形象店 / 專櫃
Hong Kong & Macau 香港及澳門	43	2
Shanghai 上海	1	-
Taiwan 台灣	4	-
Singapore 新加坡	9	-
Malaysia 馬來西亞	11	-
No. of Beauty Services Facilities 美容中心 / 會所數目	Clubs 會所	Centres 中心
Hong Kong & Macau 香港及澳門	3	2
Singapore 新加坡	2	-
Malaysia 馬來西亞	2	-
Thailand 泰國	2	-

As of 31st March 2005  
於 2005 年 3 月 31 日