

五年財務概要

FIVE YEAR FINANCIAL SUMMARY

以下為本集團截至二零零五年三月三十一日止前五個年度每年之綜合業績。

The following is a summary of the consolidated results, assets and liabilities of the Group for each of the last five years ended 31 March 2005.

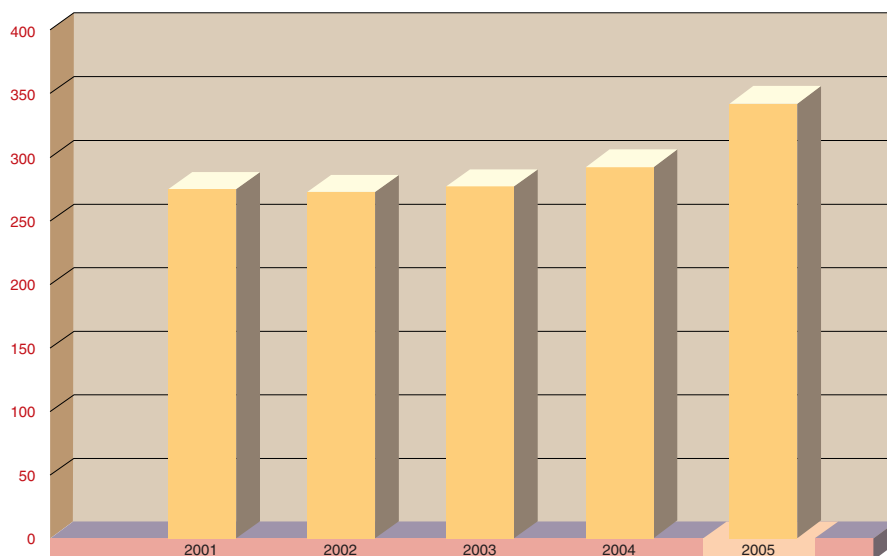
		二零零五 2005 千港元 HK\$'000	二零零四 2004 千港元 HK\$'000	二零零三 2003 千港元 HK\$'000	二零零二 2002 千港元 HK\$'000	二零零一 2001 千港元 HK\$'000
營業額	Turnover	1,225,840	841,606	773,487	733,574	880,543
股東應佔盈利	Profit attributable to shareholders	20,438	14,502	11,796	10,595	25,688
資產總值	Total assets	606,135	473,493	430,755	375,197	466,195
負債總額	Total liabilities	258,282	192,707	158,475	111,228	201,756
資產淨值	Net assets	347,853	280,786	272,280	263,969	264,439
股本	Share capital	26,596	15,881	15,881	15,912	15,912
儲備	Reserves	320,630	264,229	254,464	246,272	246,622
股東權益	Shareholders' equity	347,226	280,110	270,345	262,184	262,534
少數股東權益	Minority interests	627	676	1,935	1,785	1,905
		347,853	280,786	272,280	263,969	264,439

五年財務概要 (續)

FIVE YEAR FINANCIAL SUMMARY (continued)

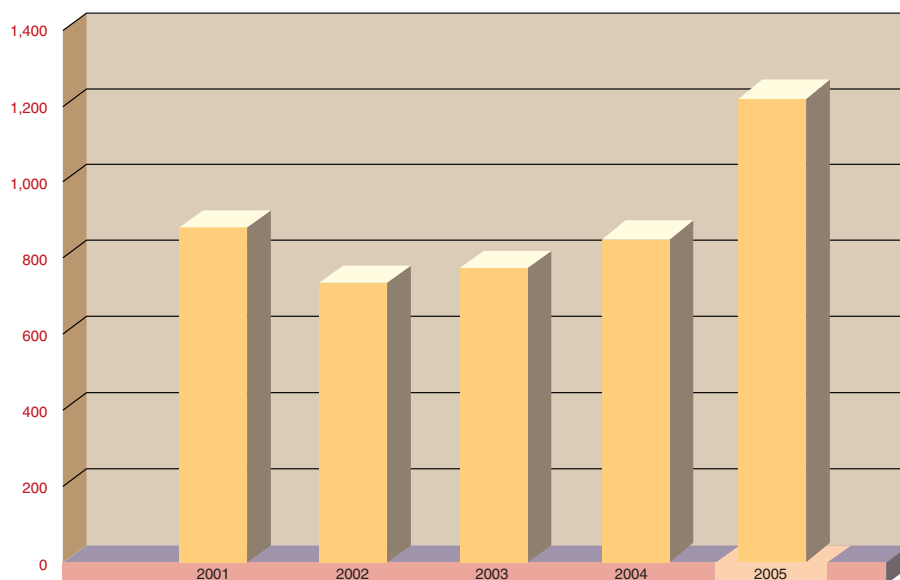
資產淨值
Net Assets

百萬港元
HK\$ million

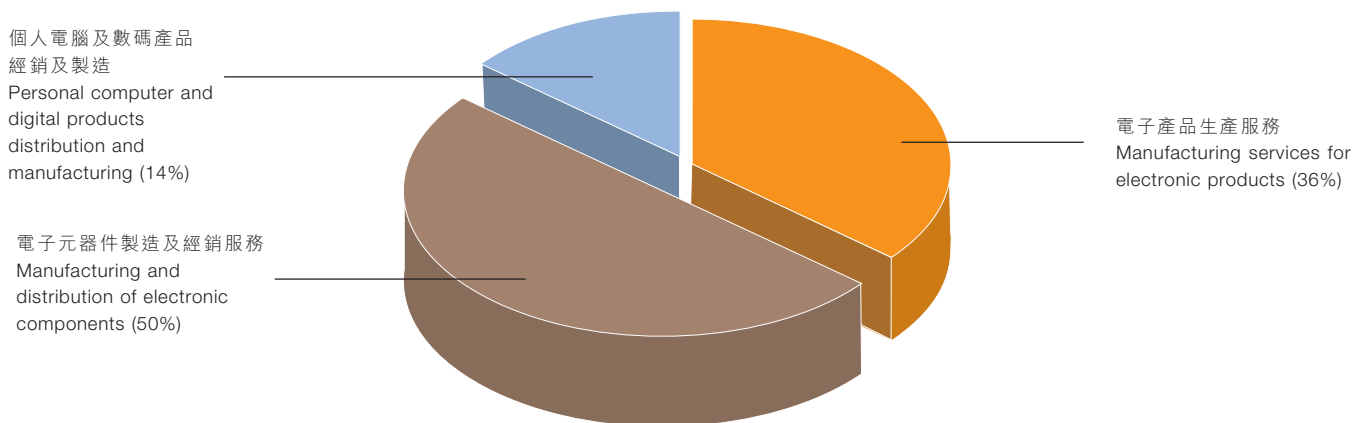


營業額
Turnover

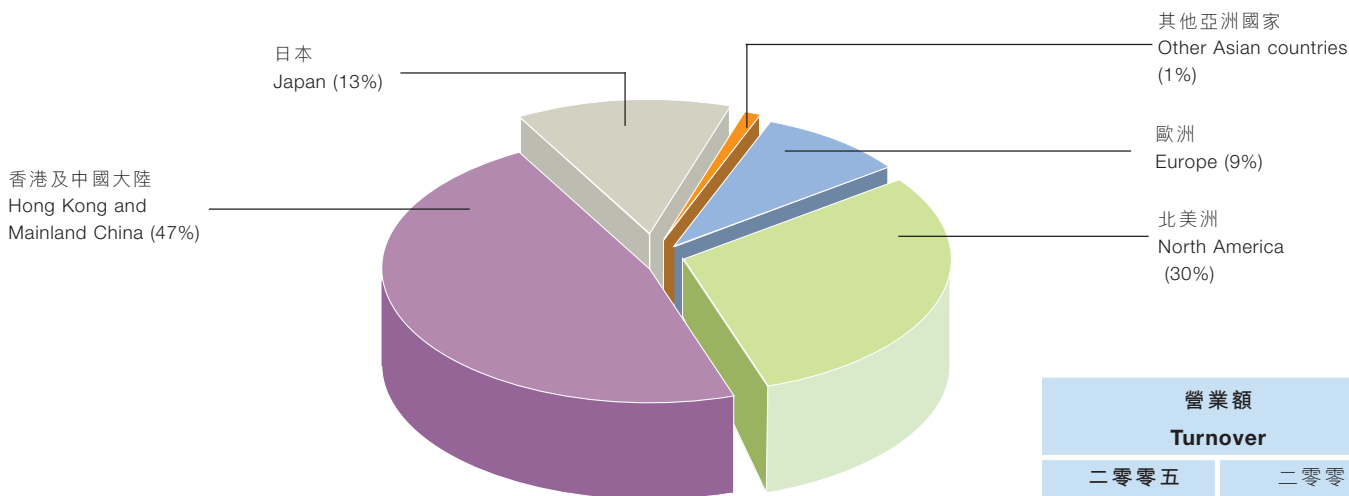
百萬港元
HK\$ million



二零零五年度按主要業務劃分之營業額 TURNOVER BY PRINCIPAL BUSINESS FOR 2005



二零零五年度按地區劃分之營業額 TURNOVER BY GEOGRAPHICAL SEGMENT FOR 2005



營業額 Turnover	
二零零五 2005	二零零四 2004
千港元 HK\$'000	千港元 HK\$'000
611,938	530,126
439,527	311,480
174,375	—
1,225,840	841,606

電子元件製造及經銷服務	Manufacturing and distribution of electronic components
電子產品生產服務	Manufacturing services for electronic products
個人電腦及數碼產品經銷及製造	Personal computer and digital products distribution and manufacturing