

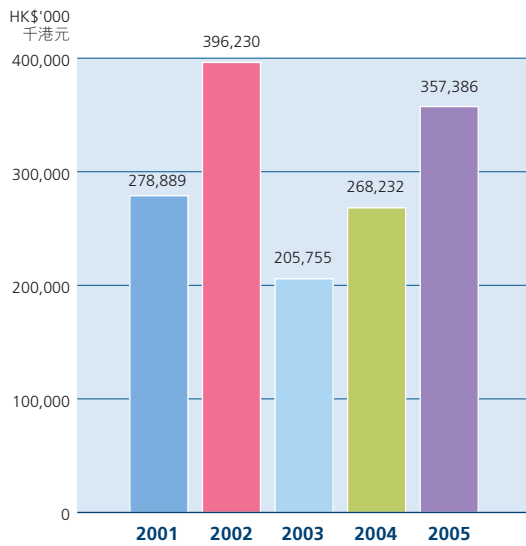
FINANCIAL SUMMARY

For the financial year (in HK\$'000) 財務年度 (千港元)	2005 二零零五年	2004 二零零四年	2003 二零零三年 (restated) (重列)	2002 二零零二年	2001 二零零一年
Turnover 營業額	357,386	268,232	205,755	396,230	278,889
Gross profit 毛利	133,161	80,872	53,244	89,879	89,783
Profit (loss) before taxation 除稅前溢利 (虧損)	18,379	5,087	(69,375)	5,514	16,322
Taxation (charge) credit 稅項 (扣除) 入賬	(3,603)	(2,728)	939	451	(2,247)
Profit (loss) before minority interest 未計少數股東權益前溢利 (虧損)	14,776	2,359	(68,436)	5,965	14,075
Minority interest 少數股東權益	—	4	—	—	—
Net profit (loss) for the year 當年純利 (淨虧損)	14,776	2,363	(68,436)	5,965	14,075
Dividends 股息	4,400	—	—	3,000	4,400
Basic earnings (loss) per share (HK\$) 基本每股盈利 (虧損) (港元)	0.07	0.01	(0.34)	0.03	0.07
As at (in HK\$'000) 於年度終結日 (千港元)	31 March 2005 二零零五年 三月三十一日	31 March 2004 二零零四年 三月三十一日	31 March 2003 二零零三年 三月三十一日 (restated) (重列)	31 March 2002 二零零二年 三月三十一日	31 March 2001 二零零一年 三月三十一日 (restated) (重列)
Non-current Assets 非流動資產	100,200	101,099	110,418	125,941	130,690
Current Assets 流動資產	218,415	159,278	181,176	229,531	214,259
Bank Balances and Cash 銀行結存及現金	28,524	31,835	12,614	19,905	30,146
Current Liabilities 流動負債	115,577	73,566	109,117	97,320	78,139
Net Current Assets 流動資產淨值	102,838	85,712	72,059	132,211	136,120
Non-current Liabilities 非流動負債	9,721	6,670	4,699	8,091	16,338
Net Assets 資產淨值	193,317	180,141	177,778	250,061	250,472

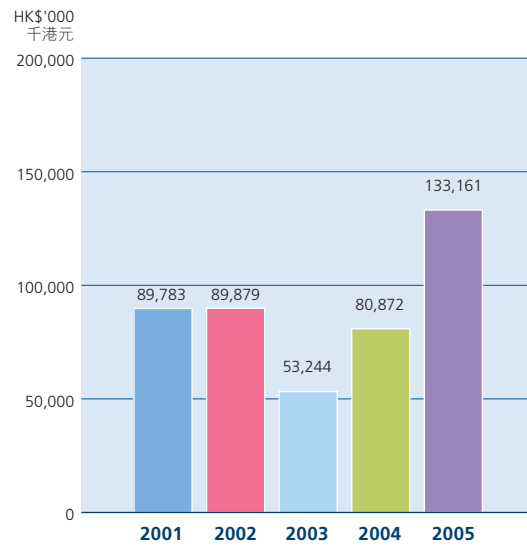
Note: Certain figures set out above are restated due to the adoption of a number of new and revised accounting practice.

附註： 上列部份數據因應採納新的及修訂的會計實務準則而重列。

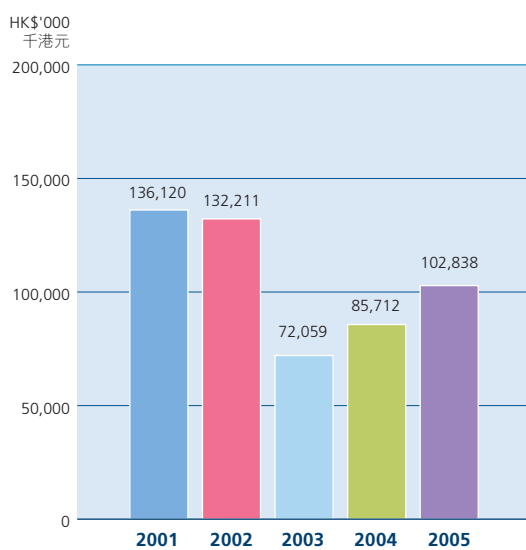
Turnover 營業額



Gross Profit 毛利



Net Current Assets 流動資產淨值



Net Assets 資產淨值

