

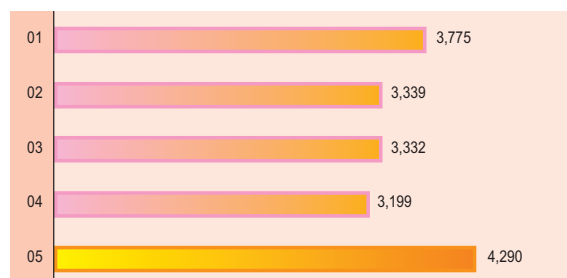
# Financial Summary

(amount expressed in Hong Kong Dollars)

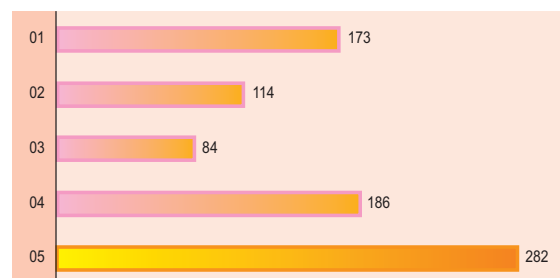
The following is a summary of the total assets, total liabilities, share capital and results of the Group for the five years ended 31st March, 2005.

Financials (\$ Million)	2001	2002	2003	2004	2005
Total assets	4,847	5,176	5,392	6,003	<b>6,873</b>
Total liabilities	2,406	2,677	2,913	3,206	<b>3,683</b>
Minority interests	325	332	279	323	<b>348</b>
Shareholders' equity	2,116	2,167	2,200	2,474	<b>2,842</b>
Share capital (Number of shares in issue – in million)	246	255	262	279	<b>279</b>
Turnover	3,775	3,339	3,332	3,199	<b>4,290</b>
Net profit for the year	173	114	84	186	<b>282</b>
<b>Per Share Basis (\$)</b>					
Earnings	0.70	0.45	0.32	0.69	<b>1.01</b>
Dividend	0.3	0.175	0.175	0.3	<b>0.45</b>
Net asset value (at book value)	8.60	8.50	8.40	8.87	<b>10.2</b>

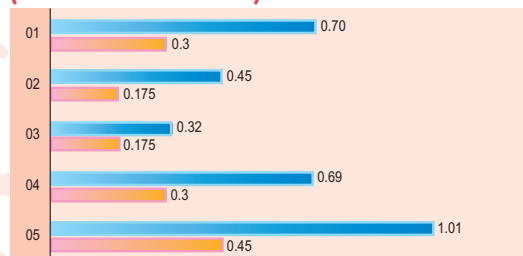
## TURNOVER (\$ Million)



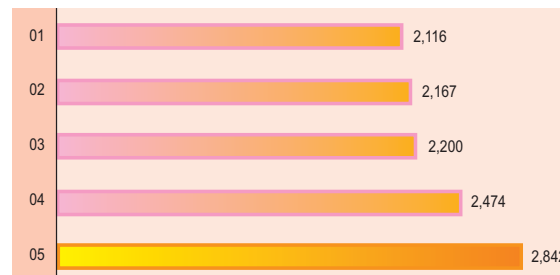
## NET PROFIT (\$ Million)



## EARNINGS AND DIVIDEND (\$) (PER SHARE BASIS)



## SHAREHOLDERS' EQUITY (\$ Million)



■ Earnings ■ Dividend