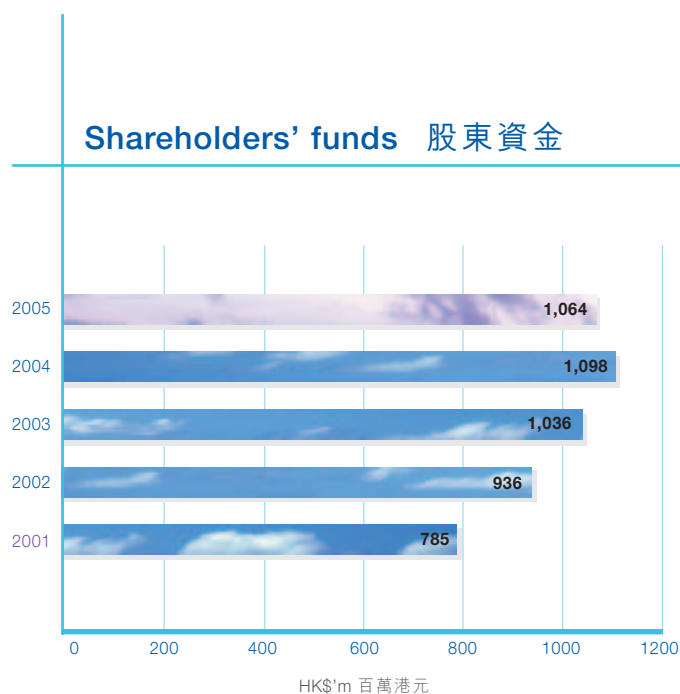


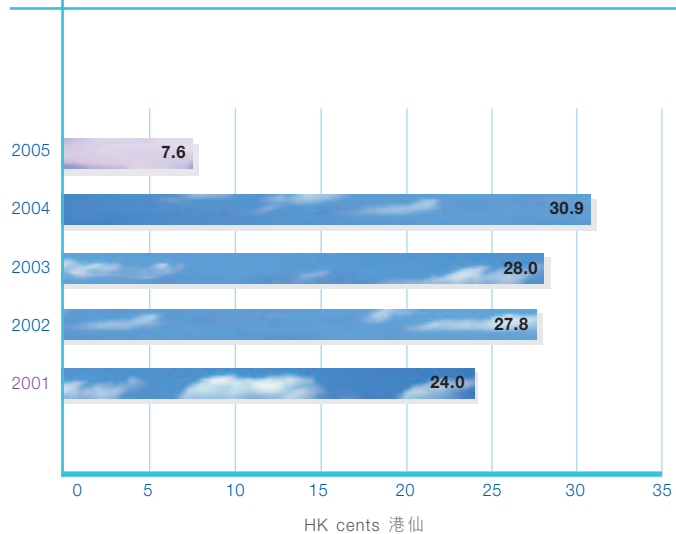
Financial Highlights

財務摘要

Shareholders' funds 股東資金



Basic earnings per share 每股基本盈利



Year ended 31st March
截至三月三十一日止年度

		2005 二零零五年	2004 二零零四年	Change 變動
		HK\$'000 千港元	HK\$'000 千港元	
Turnover	營業額	3,417,581	3,299,447	+3.6%
Profit attributable to shareholders	股東應佔溢利	60,228	245,168	-75.4%
Dividends	股息	35,686	186,335	-80.8%
Shareholders' funds	股東資金	1,064,155	1,097,925	-3.1%
Net current assets	流動資產淨值	138,311	318,207	-56.5%
Total borrowings	借貸總額	544,135	343,239	+58.5%
Capital expenditure	資本開支	327,932	217,824	+50.5%
Net profit margin	邊際純利	1.8%	7.4%	-75.7%
Gearing ratio	負債比率	0.5	0.3	+66.7%
Current ratio	流動比率	1.2	1.5	-20.0%
Net assets value per share	每股資產淨值	134.2 cents 仙	138.5 cents 仙	-3.1%


Turnover analysis by geographical market 按市場地區劃分之營業額分析

America 美洲 **69.1%**

Europe 歐洲 **18.2%**

Asia 亞洲 **6.2%**

Others 其他 **6.5%**




2005

America 美洲 **61.8%**

Europe 歐洲 **24.6%**

Asia 亞洲 **7.1%**

Others 其他 **6.5%**



2004