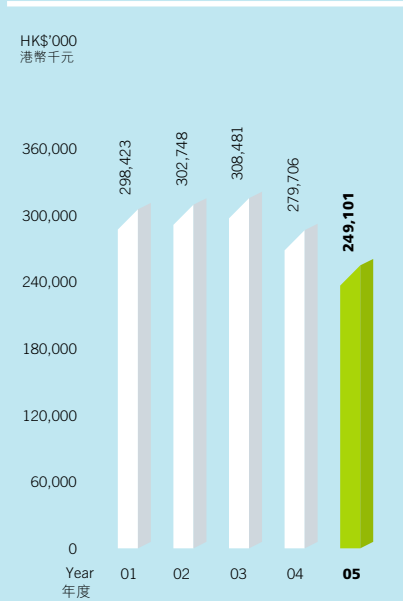


Financial Highlights

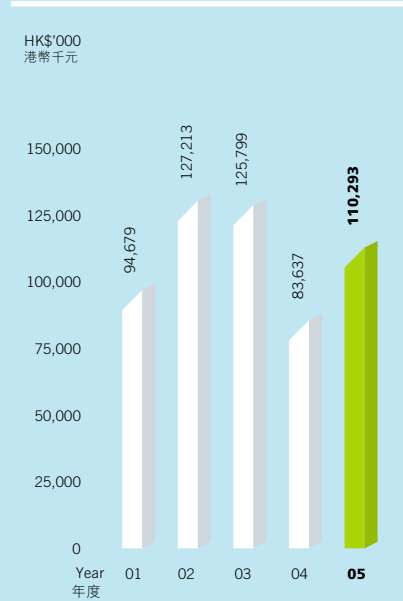
財務概要

		Year ended 31 December 2005 截至二零零五年 十二月三十一日 年度 HK\$'000 港幣千元	Year ended 31 December 2004 截至二零零四年 十二月三十一日 年度 HK\$'000 港幣千元
Turnover	營業額	249,101	279,706
Profit from operations	經營溢利	110,293	83,637
Profit attributable to equity shareholders of the Company	本公司股權持有人 應佔溢利	91,397	62,993
Total assets	總資產	535,035	487,050
Net assets	淨資產	303,619	258,957
Dividend per share (HK cents)	每股股息 (港仙)		
Interim	中期息	8.80	5.32
Special	特別股息	4.32	-
Proposed final	擬派末期息	3.00	1.60
Earnings per share (HK cents)	每股盈利 (港仙)		
Basic	基本	12.5	8.8
Diluted	攤薄	12.4	-
Financial ratios	財務比率		
Net profit margin (Note 1)	淨溢利率 (附註1)	36.7%	22.5%
Effective tax rate (Note 2)	實際稅率 (附註2)	16.8%	24.6%
Current ratio (Note 3)	流動比率 (附註3)	1.69	2.02
Quick ratio (Note 4)	速動比率 (附註4)	1.69	2.02

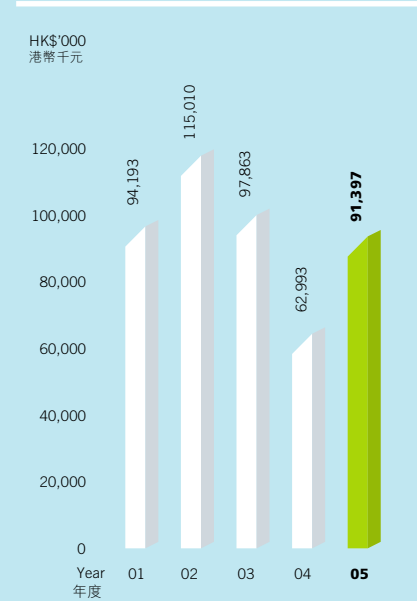
Turnover 營業額



Profit from operations 經營溢利



Profit attributable to equity shareholders of the Company 本公司股權持有人應佔溢利



		At 31 December 2005 於二零零五年 十二月三十一日 '000 千股	At 31 December 2004 於二零零四年 十二月三十一日 '000 千股
Issued and fully paid ordinary shares At 31 December (2005: nominal value of HK\$0.2 per share, 2004 (restated): every two shares of HK\$0.1 each consolidated into one share at HK\$0.2 each)	已發行及繳足普通股 於十二月三十一日(二零零五年: 每股面值港幣0.2元,二零零四年 (重列):每兩股每股港幣0.1元 的股份合併為一股每股港幣0.2元 的股份)	777,633	719,313
Weighted average number of ordinary shares (basic) outstanding at 31 December	於十二月三十一日已發行 普通股的加權平均股數(基本)	729,698	719,313

Note 1 Net profit margin = profit attributable to equity shareholders of the Company/turnover

Note 2 Effective tax rate = taxation/profit before taxation

Note 3 Current ratio = current assets/current liabilities

Note 4 Quick ratio = current assets minus inventory/current liabilities

附註1 淨溢利率 = 本公司股權持有人應佔溢利 / 營業額

附註2 實際稅率 = 稅項 / 除稅前溢利

附註3 流動比率 = 流動資產 / 流動負債

附註4 速動比率 = 流動資產減存貨 / 流動負債