

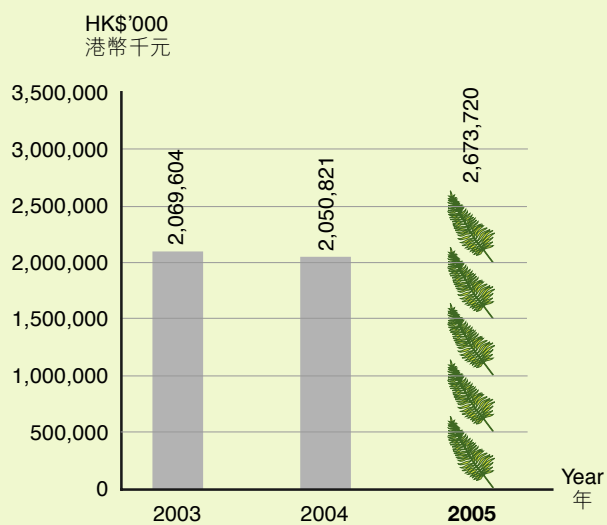


Financial Highlights 財務概況

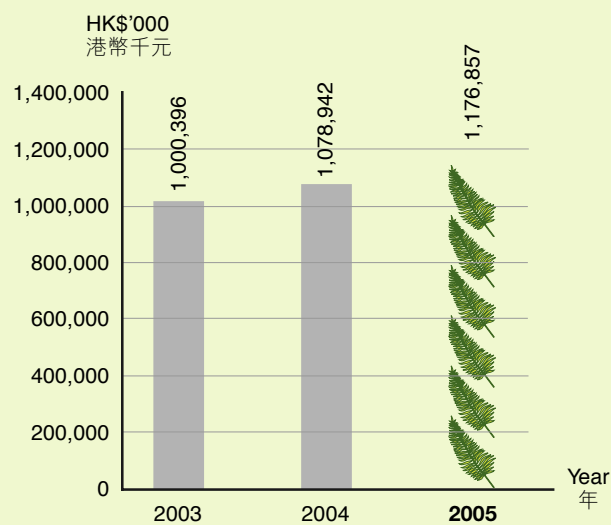
		2005 二零零五年 HK\$'000 港幣千元	2004 二零零四年 HK\$'000 港幣千元	Percentage Change 百分比 變動
RESULTS				
業績				
Turnover	營業額	133,823	65,244	105%
Earnings before interest and tax	除利息及稅項前盈利	141,066	113,504	24%
Profit attributable to shareholders	股東應佔盈利	105,330	86,776	21%
Return on shareholders' equity (%)	股東資金回報(%)	9.34	8.35	1%
Basic earnings per share (HK cents)	每股基本盈利(港仙)	4.13	3.41	21%
FINANCIAL POSITION				
財務狀況				
Total assets	資產總額	2,673,720	2,050,821	30%
Total liabilities	負債總額	1,404,535	968,685	45%
Shareholders' equity	股東權益	1,176,857	1,078,942	9%
Net asset value per share (HK\$)	每股資產淨值(港幣元)	0.461	0.423	9%
Gearing (%)	資產負債比率(%)	53	47	6%
Current ratio (%)	流動比率(%)	220	716	-496%
Interest cover (%)	利息覆蓋比率(%)	440	479	-39%
MARKET INFORMATION				
市場資料				
Share price at year end (HK\$)	年終時之股價(港幣元)	0.385	0.500	-23%
Price earnings ratio at year end (times)	年終時之市盈率(倍)	9	15	-40%
Market capitalisation at year end	年終時之資本市值	982,448	1,274,406	-23%

Financial Highlights 財務概況

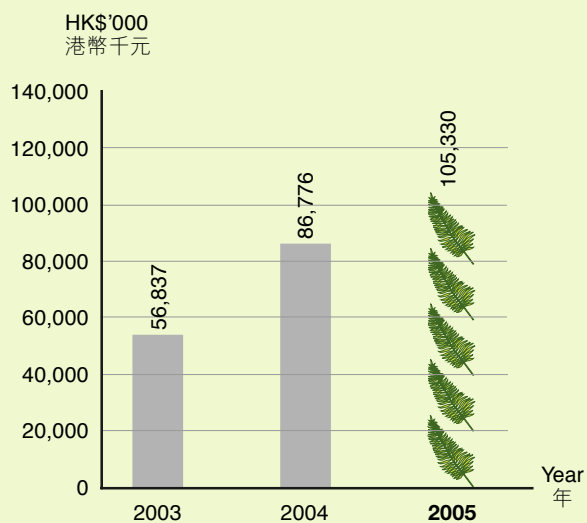
Total assets
資產總額



Net assets
淨資產



Profit attributable to shareholders
股東應佔盈利



Return on shareholders' equity (%)
股東資金回報率(%)

