

FINANCIAL HIGHLIGHTS

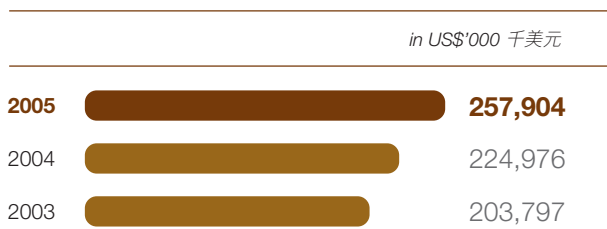
財務摘要

		2005	2004	Change
		US\$'000	US\$'000	
		千美元	千美元	增減
Turnover	營業額	257,904	224,976	14.6%
Profit from operations	經營盈利	10,240	29,887	-65.7%
Net profit	純利	7,947	24,334	-67.3%
Shareholders' funds	股東權益	236,655	234,521	+0.9%
Basic earnings per share (US cents)	每股基本盈利(美仙)	0.52	1.61	-67.7%
Diluted earnings per share (US cents)	每股攤薄盈利(美仙)	0.52	1.58	-67.1%
Interim dividend per share (US cents)	中期股息(美仙)	0.201	0.506	-60.3%
Final dividend per share (US cents)	期末股息(美仙)	0.112	0.453	-75.3%
Dividend payout ratio	派息率	60.0%	60.0%	-

Turnover 營業額

12 months ended 31 Dec 2005

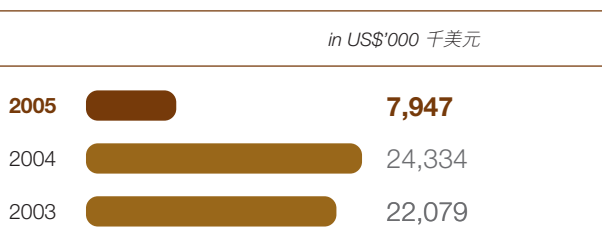
截至二〇〇五年十二月三十一日止十二個月



Net Profit 純利

12 months ended 31 Dec 2005

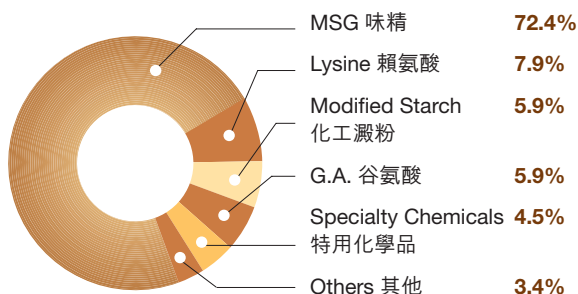
截至二〇〇五年十二月三十一日止十二個月



Turnover by Products 按產品分類之營業額

12 months ended 31 Dec 2005

截至二〇〇五年十二月三十一日止十二個月



Turnover by Geographic Location 按地區分類之營業額

12 months ended 31 Dec 2005

截至二〇〇五年十二月三十一日止十二個月

