

FINANCIAL HIGHLIGHTS

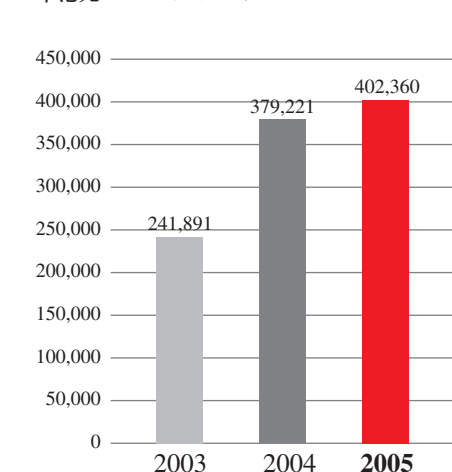
財務摘要

For the year ended 31 December 2005

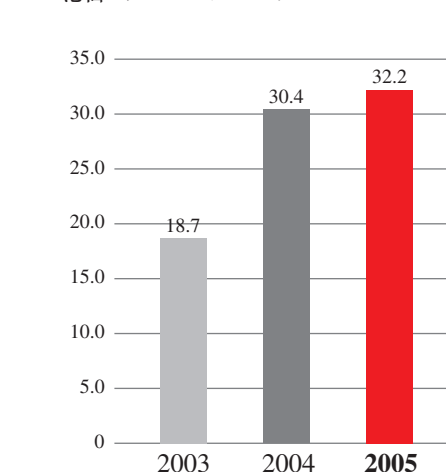
截至2005年12月31日止年度

		2005	2004	Percentage Change Increase/ (decrease) 變動百份比 增加/ (減少)
Revenue (HK\$'000)	收益 (千港元)	793,639	807,015	-1.7%
Consolidated profit attributable to equity holders of the Company (HK\$'000)	本公司股東應佔綜合溢利 (千港元)	401,497	378,738	6.0%
Basic earnings per share (HK cents)	每股基本盈利 (港仙)	32.2	30.4	5.9%
Dividend per share (HK cents)	每股股息 (港仙)	12.0	4.0	200.0%
Special dividend per share (HK cents)	每股特別股息 (港仙)	Nil	5.0	-100.0%
Equity attributable to equity holders of the Company (HK\$'000)	本公司股東應佔權益 (千港元)	5,840,879	4,991,731	17.0%
Total assets (HK\$'000)	總資產 (千港元)	7,329,764	6,312,883	16.1%
Number of shares in issue	已發行股份數目	1,245,703,156	1,245,703,156	0.0%
Net asset value per share (HK\$)	每股資產淨值 (港元)	4.7	4.0	17.5%
Total bank borrowings and loan notes to the equity attributable to equity holders of the Company (%)	銀行總借款及貸款票據與本公司股東應佔權益相比 (%)	7.7%	4.4%	75.0%
Return on equity attributable to equity holders of the Company (%)	本公司股東應佔權益回報 (%)	6.9%	7.6%	-9.2%
Share price	股價			
— High (HK\$)	— 高 (港元)	2.475	2.30	7.6%
— Low (HK\$)	— 低 (港元)	1.87	1.45	29.0%

Profit after Taxation
除稅後溢利



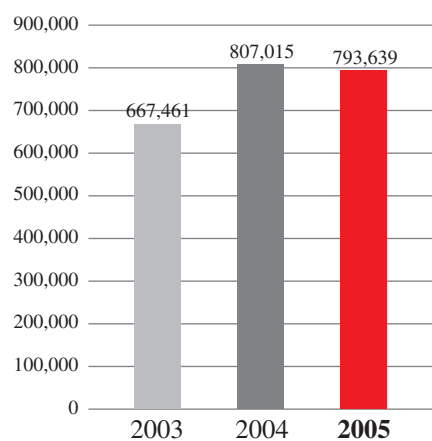
Basic Earnings per Share
每股基本盈利



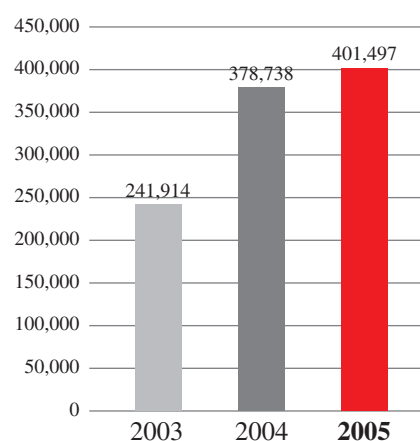
FINANCIAL HIGHLIGHTS

財務摘要

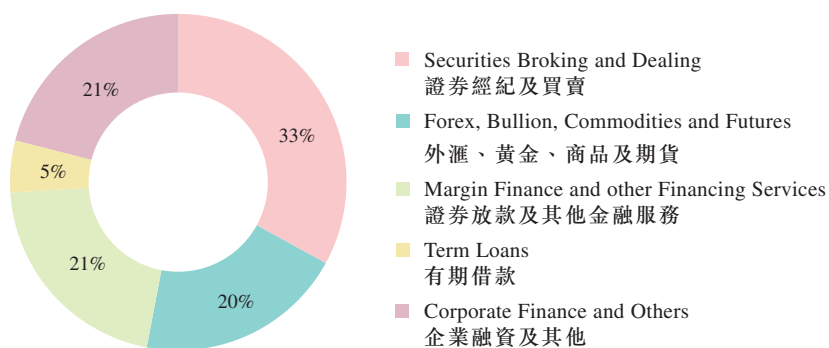
Revenue
HK\$'000/
千港元 **收益**



Consolidated Profit Attributable to Equity Holders of the Company
HK\$'000/
千港元 **本公司股東應佔綜合溢利**



Share of Revenue of Different Segments in 2005
2005年各分項所佔收益



* The 2003 comparative figures have not been restated to conform to the changes of accounting policies as a result of the adoption of new/revised Hong Kong Financial Reporting Standards effective from 1 January 2005.
2003年比較數字並無因採納於2005年1月1日生效的新／經修訂香港財務報告準則所引致的會計政策改變而重列。