

## 財務摘要 FINANCIAL HIGHLIGHTS

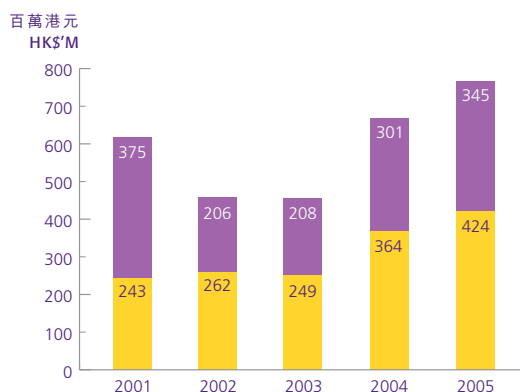
## 營業額 TURNOVER

截至十二月三十一日止年度 for the year ended 31 December	百萬港元 HK\$'M	變動 Change
2001	618	11% ↑
2002	468	24% ↓
2003	457	2% ↓
2004	665	46% ↑
2005	769	16% ↑

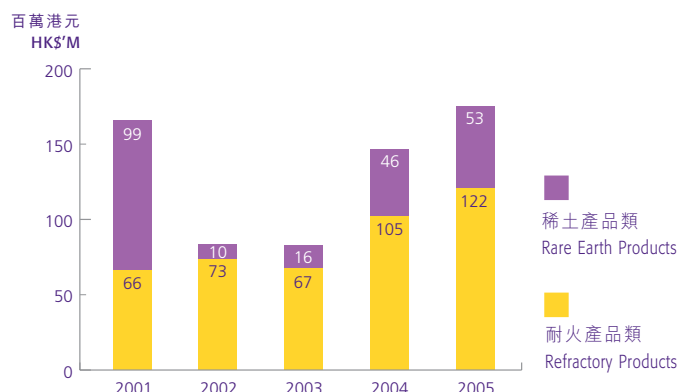
## 股東應佔溢利 PROFIT ATTRIBUTABLE TO SHAREHOLDERS

截至十二月三十一日止年度 for the year ended 31 December	百萬港元 HK\$'M	變動 Change
2001	142	1% ↑
2002	41	71% ↓
2003	67	62% ↑
2004	119	79% ↑
2005	130	9% ↑

## Turnover 營業額



## Segment results 分類業績



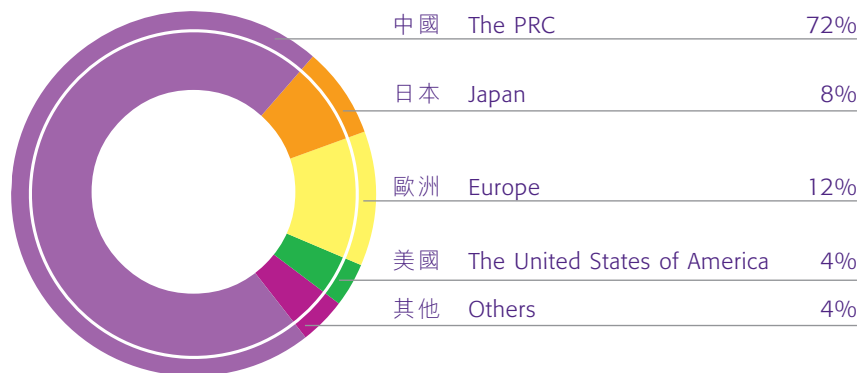
	2005		2004		2003		2002		2001	
	百萬港元 HK\$'M	%	百萬港元 HK\$'M	%	百萬港元 HK\$'M	%	百萬港元 HK\$'M	%	百萬港元 HK\$'M	%
營業額 Turnover										
稀土產品類 Rare Earth Products	345	45%	301	45%	208	46%	206	44%	375	61%
耐火產品類 Refractory Products	424	55%	364	55%	249	54%	262	56%	243	39%
總額 Total	769	100%	665	100%	457	100%	468	100%	618	100%

## 分類業績 Segment results

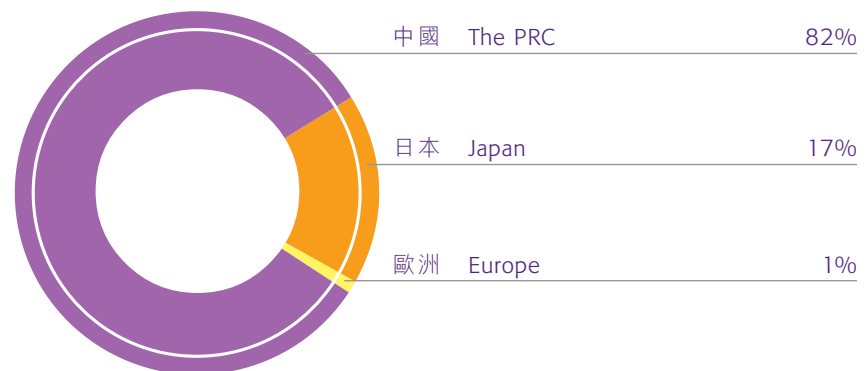
稀土產品類 Rare Earth Products	53	30%	46	31%	16	20%	10	12%	99	60%
耐火產品類 Refractory Products	122	70%	105	69%	67	80%	73	88%	66	40%
總額 Total	175	100%	151	100%	83	100%	83	100%	165	100%

財務摘要 FINANCIAL HIGHLIGHTS

稀土產品類  
Rare Earth Products  
2005



耐火產品類  
Refractory Products  
2005



		稀土產品類 Rare Earth Products		耐火產品類 Refractory Products	
		2005 %	2004 %	2005 %	2004 %
營業額	Turnover				
中國	The PRC	72%	66%	82%	73%
日本	Japan	8%	9%	17%	24%
歐洲	Europe	12%	20%	1%	3%
美國	The United States of America	4%	3%	—	—
其他	Others	4%	2%	—	—
總額	Total	100%	100%	100%	100%