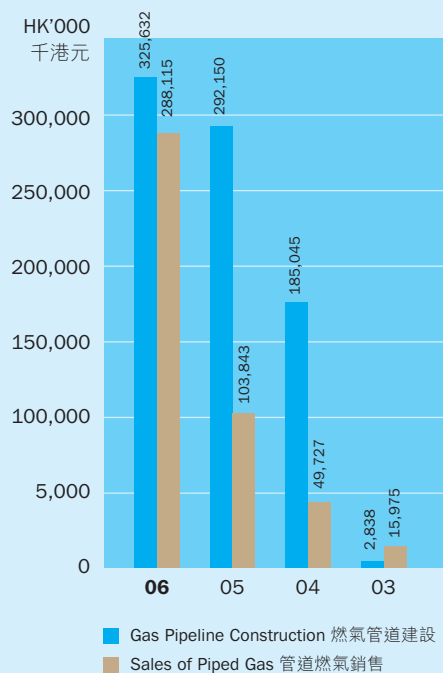


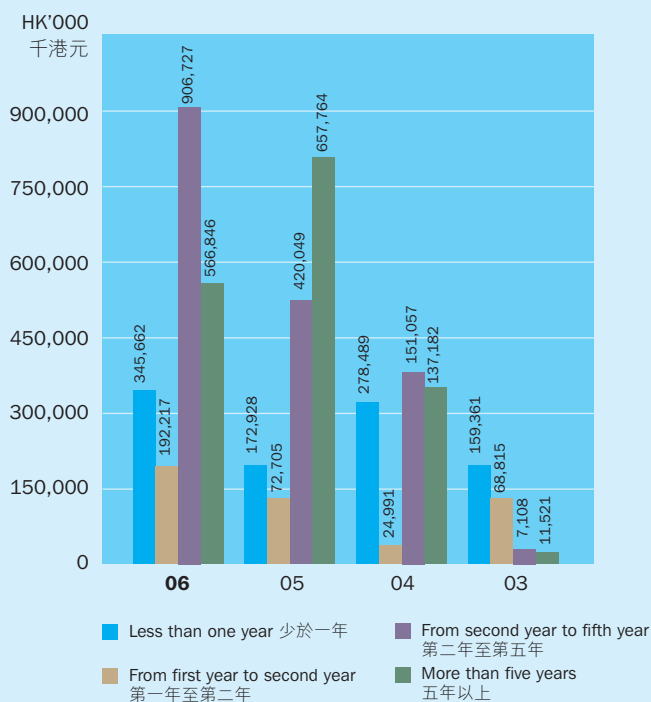
## Turnover by Principal Activities

以主要業務分類之營業額



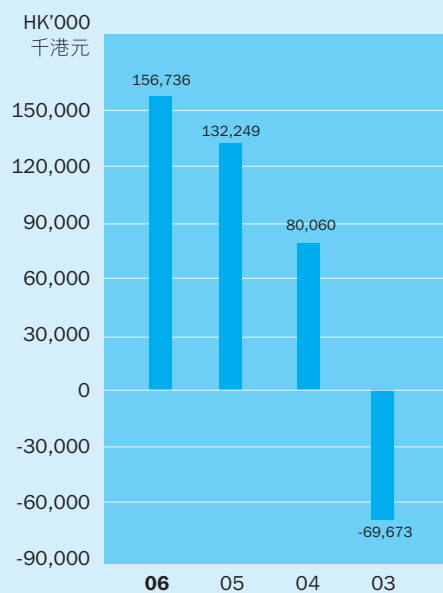
## DEBT Maturity Profile

債務到期日資料



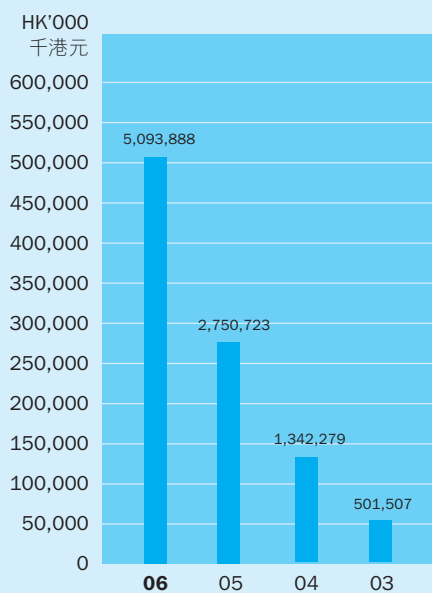
## Profit (Loss) Attributable to Shareholders

股東應佔溢利 (虧損)



## Total Assets

總資產



## Financial ratios

## 財務比率

		2006 二零零六年	2005 二零零五年 (Restated) (重列)	2004 二零零四年
Earning per share (HK cents)	每股盈利 (港仙)	6.15	5.24	6.15
Net asset value per share (HK cents)	每股資產淨值 (港仙)	63.85	44.04	32.27
Current ratio	流動比率	3.37	3.19	2.65
Quick ratio	速動比率	3.24	3.08	2.61
Net gearing ratio	淨資產負債比率	0.38	0.72	0.4
Gross profit margin	毛利率	48%	60%	45%
Net profit margin	淨利率	29%	32%	21%
Return on average equity (%)	平均股本回報 (%)	11%	13%	25%
Price to earning ratio	市盈率			
Year low	全年最低	19.0	7.8	10.4
Year high	全年最高	28.5	22.5	19.8

## Formula for financial ratios:

Current ratio

流動比率

Quick ratio

速動比率

Net gearing ratio

淨資產負債比率

Gross profit margin

毛利率

Net profit margin

淨利率

Return on average equity

平均股本回報

## 財務比率之公式：

Current assets/Current liabilities

流動資產/流動負債

(Current assets – Inventories)/Current liabilities

(流動資產 – 存貨) / 流動負債

Net borrowing/Shareholders' funds

淨借貸/股東權益

Gross profit/Turnover

毛利/營業額

Net profit for the year/Turnover

年度純利/營業額

Profit attributable to equity holders of the Company/

Average equity attributable to equity holders of the Company

公司股東應佔溢利/公司股東應佔平均權益