

## 五年財務概要

## FIVE YEAR FINANCIAL SUMMARY

以下為本集團截至二零零六年三月三十一日止前五個年度每年之綜合業績。

The following is a summary of the consolidated results, assets and liabilities of the Group for each of the last five years ended 31 March 2006.

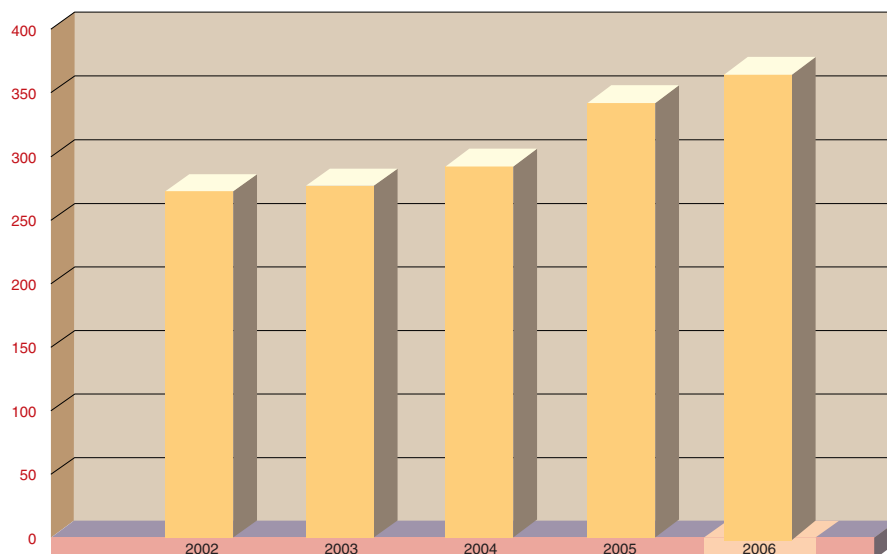
		二零零六 2006 千港元 HK\$'000	(重列/ Restated) 二零零五 2005 千港元 HK\$'000	(重列/ Restated) 二零零四 2004 千港元 HK\$'000	(重列/ Restated) 二零零三 2003 千港元 HK\$'000	(重列/ Restated) 二零零二 2002 千港元 HK\$'000
營業額	Turnover	1,540,139	1,225,840	841,606	773,487	733,574
股東應佔盈利	Profit attributable to shareholders	12,648	20,575	15,330	12,106	10,877
資產總值	Total assets	685,250	607,630	474,851	431,285	375,420
負債總額	Total liabilities	325,833	258,282	192,707	158,475	111,228
資產淨值	Net assets	359,417	349,348	282,144	272,810	264,192
股本	Share capital	27,218	26,596	15,881	15,881	15,912
儲備	Reserves	330,953	322,125	265,587	254,994	246,495
股東權益	Shareholders' equity	358,171	348,721	281,468	270,875	262,407
少數股東權益	Minority interests	1,246	627	676	1,935	1,785
		359,417	349,348	282,144	272,810	264,192

五年財務概要 (續)

FIVE YEAR FINANCIAL SUMMARY (continued)

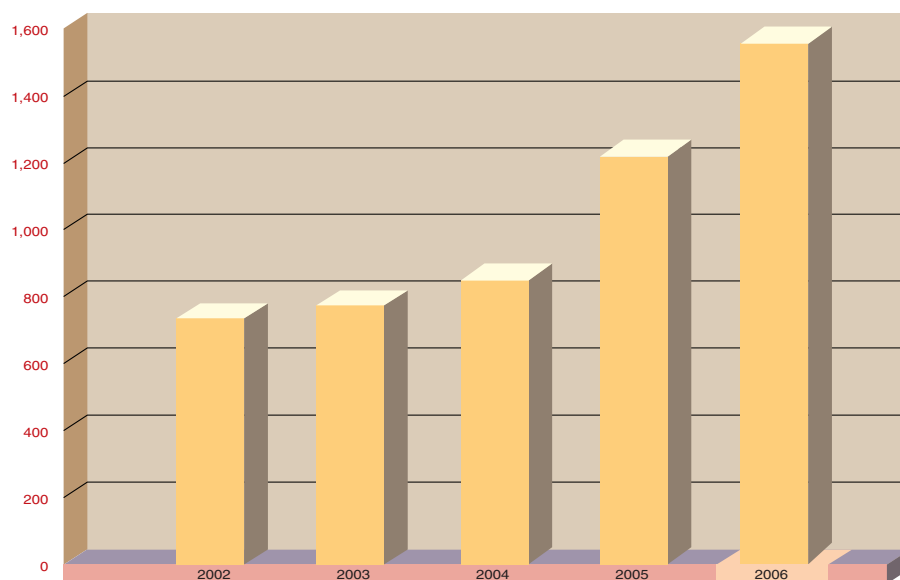
資產淨值  
Net Assets

百萬港元  
HK\$ million

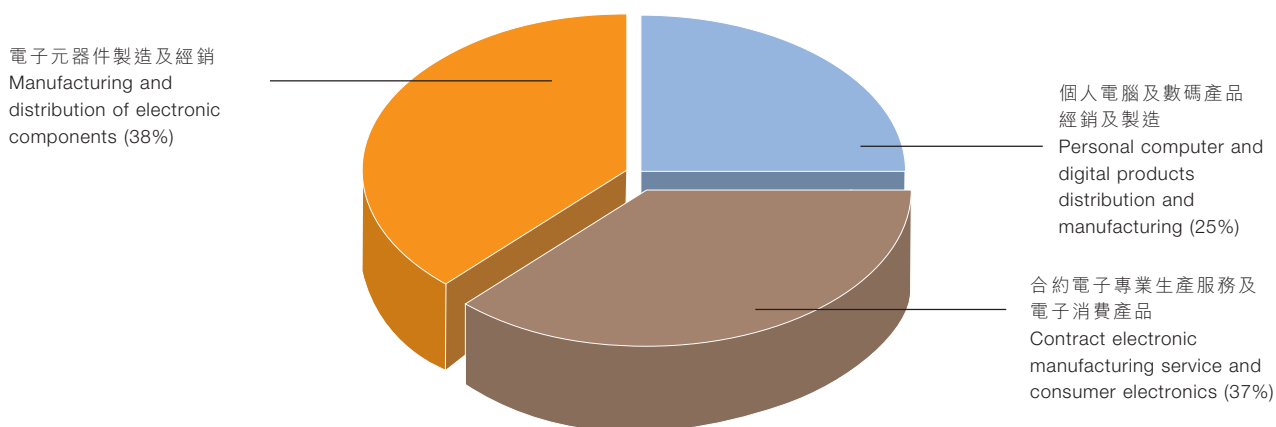


營業額  
Turnover

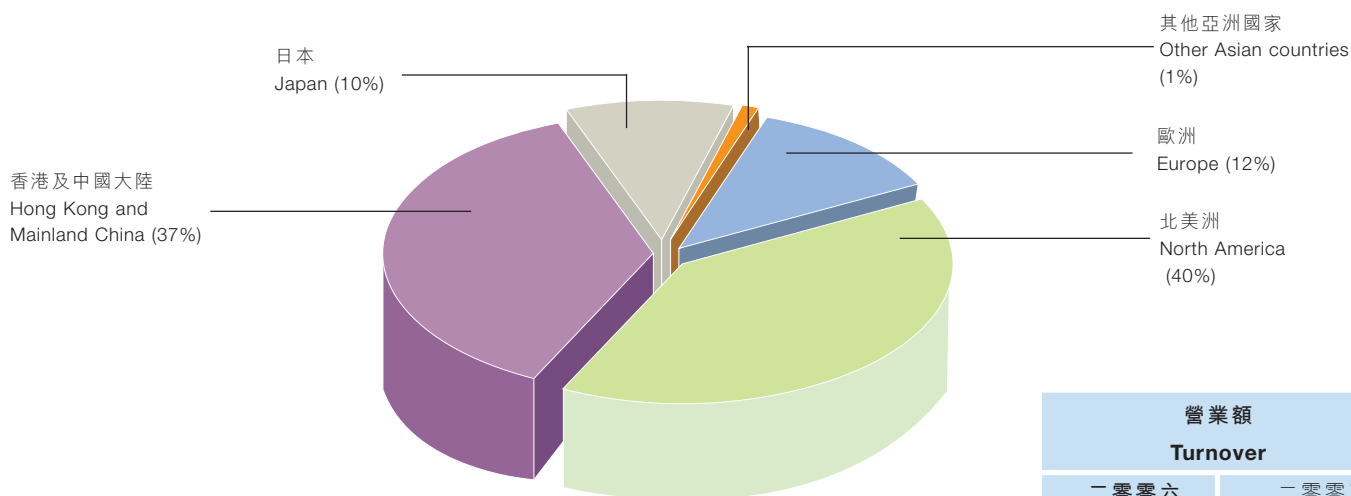
百萬港元  
HK\$ million



### 二零零六年度按主要業務劃分之營業額 TURNOVER BY PRINCIPAL BUSINESS FOR 2006



### 二零零六年度按地區劃分之營業額 TURNOVER BY GEOGRAPHICAL SEGMENT FOR 2006



營業額 Turnover	
二零零六 2006	二零零五 2005
千港元 HK\$'000	千港元 HK\$'000
588,641	611,938
575,181	439,527
376,317	174,375
<b>1,540,139</b>	<b>1,225,840</b>

電子元器件製造及經銷	Manufacturing and distribution of electronic components
合約電子專業生產服務及電子消費產品	Contract electronic manufacturing service and consumer electronics
個人電腦及數碼產品經銷及製造	Personal computer and digital products distribution and manufacturing