

Financial Summary

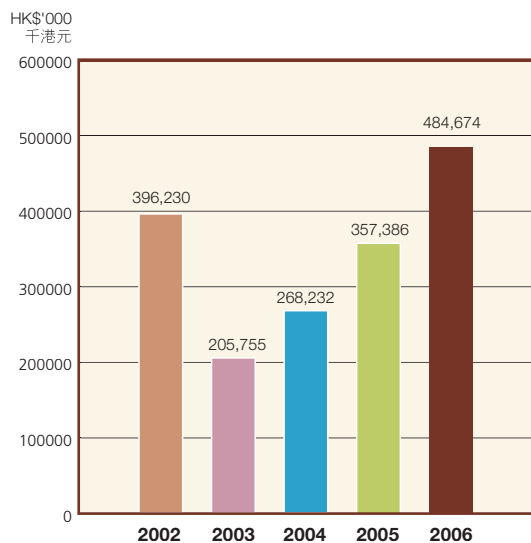
For the financial year (in HK\$'000) 財務年度 (千港元)	2006 二零零六年	2005 二零零五年	2004 二零零四年	2003 二零零三年 (restated) (重列)	2002 二零零二年
Revenue 收入	484,674	357,386	268,232	205,755	396,230
Gross profit 毛利	185,049	133,161	80,872	53,244	89,879
Profit (loss) before taxation 除稅前溢利 (虧損)	46,739	18,379	5,087	(69,375)	5,514
Taxation (charge) credit 稅項 (扣除) 入賬	(7,941)	(3,603)	(2,728)	939	451
Profit (loss) before minority interest 未計少數股東權益前溢利 (虧損)	38,798	14,776	2,359	(68,436)	5,965
Minority interest 少數股東權益	—	—	4	—	—
Net profit (loss) for the year 當年純利 (淨虧損)	38,798	14,776	2,363	(68,436)	5,965
Dividends paid 已付股息	6,800	1,600	—	—	3,000
Basic earnings (loss) per share (HK\$) 基本每股盈利 (虧損) (港元)	0.19	0.07	0.01	(0.34)	0.03
As at (in HK\$'000) 於年度終結日 (千港元)	31 March 2006 二零零六年 三月三十一日	31 March 2005 二零零五年 三月三十一日 (restated) (重列)	31 March 2004 二零零四年 三月三十一日 (restated) (重列)	31 March 2003 二零零三年 三月三十一日 (restated) (重列)	31 March 2002 二零零二年 三月三十一日 (restated) (重列)
Non-current Assets 非流動資產	129,318	100,025	100,926	110,273	125,796
Current Assets 流動資產	270,487	218,590	159,451	181,321	229,676
Bank Balances and Cash 銀行結存及現金	55,092	28,524	31,835	12,614	19,905
Current Liabilities 流動負債	139,840	115,577	73,566	109,117	97,320
Net Current Assets 流動資產淨值	130,647	103,013	85,885	72,204	132,356
Non-current Liabilities 非流動負債	33,897	9,721	6,670	4,699	8,091
Net Assets 資產淨值	226,068	193,317	180,141	177,778	250,061

Note: Certain figures set out above are restated due to the adoption of a number of new and revised accounting policies.

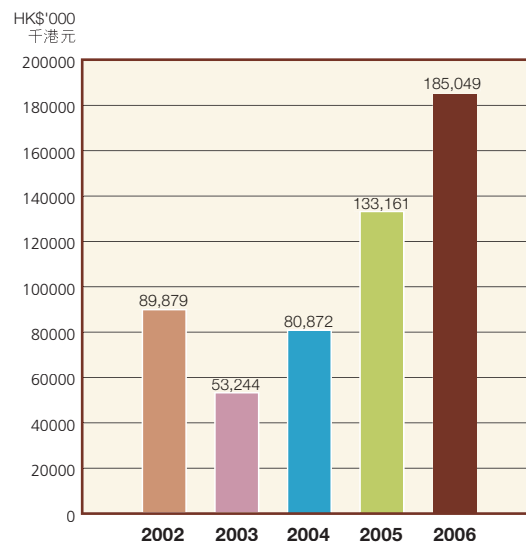
附註：上列部份數據因應採納新的及修訂的會計政策而重列。

財務資料概覽

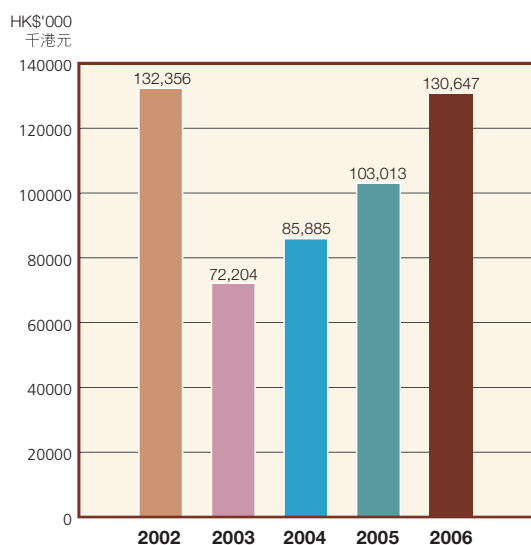
Revenue 收入



Gross Profit 毛利



Net Current Assets 流動資產淨值



Net Assets 資產淨值

