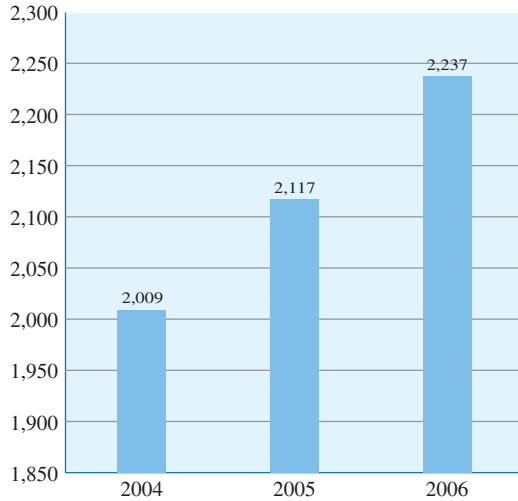
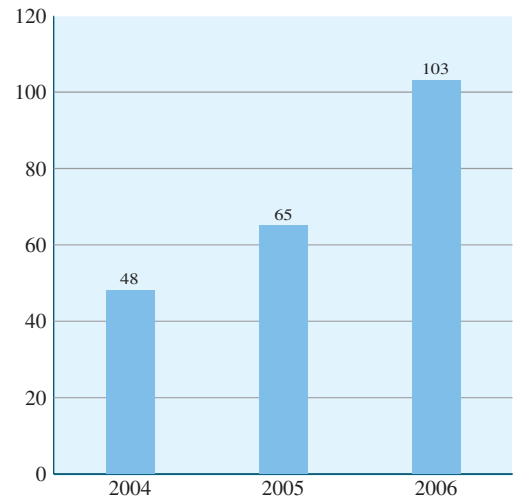


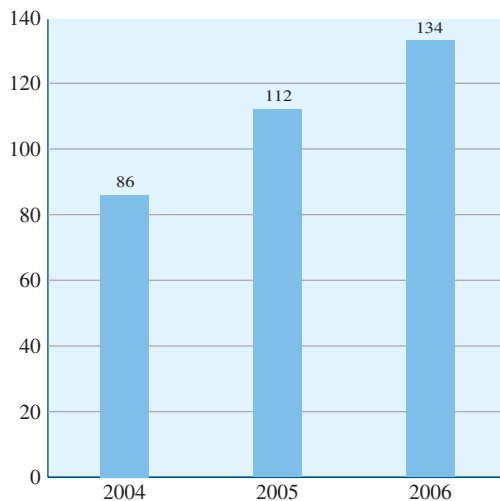
Turnover (HK\$ million)
營業額 (港幣百萬元)



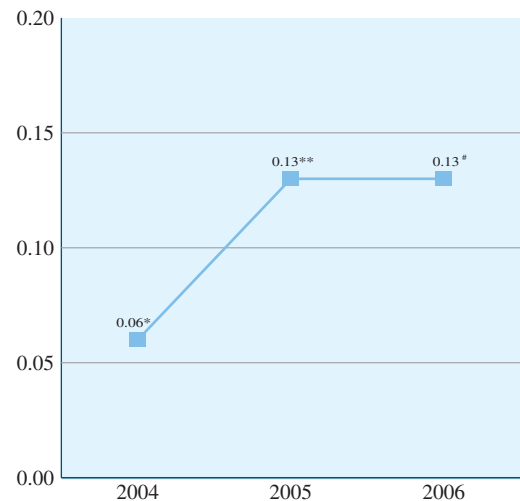
Profit Attributable to Shareholders (HK\$ million)
股東應佔溢利 (港幣百萬元)



EBIT (HK\$ million)
未扣除利息及稅項前溢利 (港幣百萬元)



Dividend per share (HK\$)
每股股息 (港幣元)



* Dividends for 12 months ended 31 December 2003
截至二零零三年十二月三十一日止十二個月之股息

** Dividends for 18 months ended 30 June 2005
截至二零零五年六月三十日止十八個月之股息

* Dividends for 12 months ended 30 June 2006
截至二零零六年六月三十日止十二個月之股息

Consolidated Results 綜合業績

In HK\$ million 港幣百萬元		Year ended 30 June 截至六月三十日止年度			
		2003 二零零三年	2004 二零零四年	2005 二零零五年	2006 二零零六年
Turnover	營業額	1,993	2,009	2,117	2,237
GP%	毛利率	20%	19%	17%	17%
Profit before taxation	除稅前溢利	46	78	106	126
Taxation	稅項	(22)	(24)	(36)	(15)
Profit before minority interests	除少數股東權益前溢利	24	54	70	111
Minority interests	少數股東權益	(2)	(6)	(5)	(8)
Profit attributable to shareholders of the Company	本公司股東應佔溢利	22	48	65	103

Consolidated Assets and Liabilities 綜合資產及負債

In HK\$ million 港幣百萬元		At 30 June 於六月三十日			
		2003 二零零三年	2004 二零零四年	2005 二零零五年	2006 二零零六年
Total assets	總資產	1,787	1,741	1,756	1,734
Total liabilities	總負債	(903)	(802)	(737)	(623)
Minority interests	少數股東權益	(63)	(67)	(79)	(85)
Shareholders' equity	股東權益	821	872	940	1,026

Key Financial Indicators 主要財務指標

		2003 二零零三年	2004 二零零四年	2005 二零零五年	2006 二零零六年
Earnings per share (HK\$)	每股盈利 (港幣元)	0.09	0.20	0.27	0.42
Dividend per share (HK\$)	每股股息 (港幣元)	—	0.06*	0.13**	0.13#
Net Debt to Equity	淨借貸與權益比率	11%	13%	3%	0%

N1 * Dividends for 12 months ended 31 December 2003
截至二零零三年十二月三十一日止十二個月之股息

** Dividends for 18 months ended 30 June 2005
截至二零零五年六月三十日止十八個月之股息

Dividends for 12 months ended 30 June 2006
截至二零零六年六月三十日止十二個月之股息

N2 The change of financial year end from 31 December to 30 June commenced from the year 2004. The 5-Year Financial Summary based on the old financial year end is on pages 171 to 172 for easy reference.
財政年度結算日自二零零四年之財政年度起由十二月三十一日改為六月三十日。載於第171頁至第172頁為按舊財政年度結算日之五年財務概要以便參考。