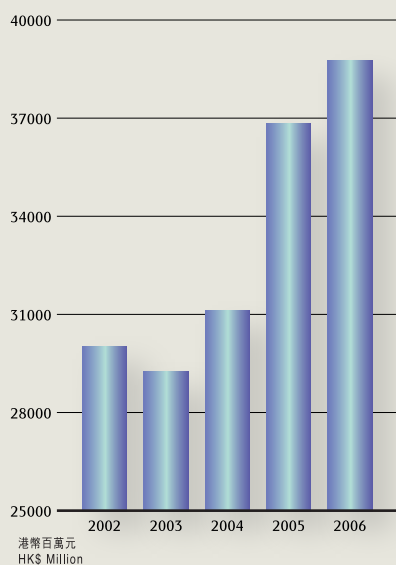


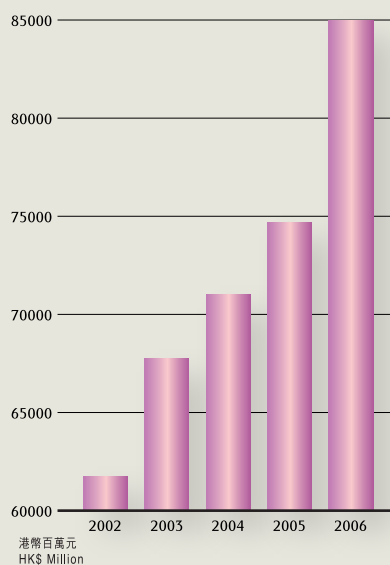
五年財務概況
FIVE-YEAR FINANCIAL SUMMARY

		2002	2003	2004	2005	2006
港幣百萬元	HK\$ million					
客戶貸款	Advances to customers	30,041	29,262	31,144	36,856	38,783
總資產	Total assets	61,738	67,788	71,054	74,722	84,981
客戶存款	Deposits from customers	48,654	51,395	53,196	54,306	62,709
發行之存款證	Certificates of deposit issued	2,055	2,668	3,180	1,917	1,883
以公平價值誌入損益賬之 金融負債	Financial liabilities designated at fair value through profit or loss	–	–	–	2,361	3,230
總負債	Total liabilities	53,722	59,172	61,486	64,585	73,599
權益	Equity	8,016	8,616	9,568	10,137	11,382
淨溢利	Net profit	760	859	1,032	1,109	1,606
港元	HK\$					
每股盈利	Earnings per share	3.27	3.70	4.44	4.78	6.92
百分比	Percent					
貸款對存款比率	Loan to deposit ratio	57.8	52.9	54.4	62.6	56.9

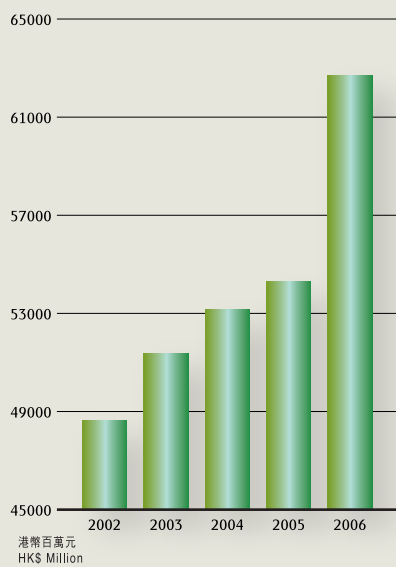
客戶貸款
ADVANCES TO CUSTOMERS



總資產
TOTAL ASSETS



客戶存款
DEPOSITS FROM CUSTOMERS



淨溢利
NET PROFIT

