



Financial Highlights

財務概況



		2006 二零零六年	2005 二零零五年 (restated) (重報)	Percentage Change 百分比 變動
		HK\$'000 港幣千元	HK\$'000 港幣千元	
RESULTS				
Turnover	業績 營業額	235,859	132,855	78%
Earnings before interest and tax	除利息及稅項前盈利	490,580	143,927	241%
Profit attributable to equity shareholders	股東應佔盈利	409,347	106,808	283%
Return on shareholders' equity (%)	股東資金回報(%)	26.24	9.46	17%
Basic earnings per share (HK cents)	每股基本盈利(港仙)	14.15	4.19	238%
FINANCIAL POSITION				
Total assets	財務狀況 資產總額	3,614,975	2,676,181	35%
Total liabilities	負債總額	1,556,682	1,404,966	11%
Shareholders' equity	股東權益	1,941,338	1,178,335	65%
Net asset value per share (HK\$)	每股資產淨值(港幣元)	0.631	0.462	37%
Gearing (%)	資產負債比率(%)	43	52	-9%
Current ratio (%)	流動比率(%)	160	221	-61%
Interest cover (%)	利息覆蓋比率(%)	932	449	483%
MARKET INFORMATION				
Share price at year end (HK\$)	市場資料 年終時之股價(港幣元)	1.340	0.385	248%
Price earnings ratio at year end (times)	年終時之市盈率(倍)	9.47	9.19	3%
Market capitalisation at year end	年終時之資本市值	4,121,856	982,448	320%

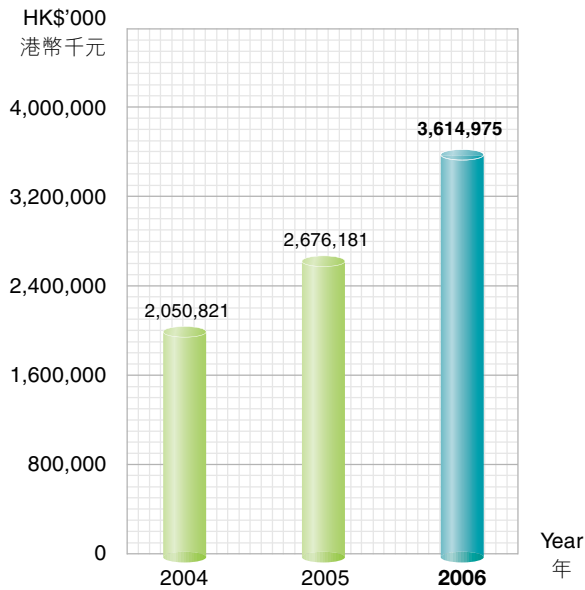


Financial Highlights

財務概況

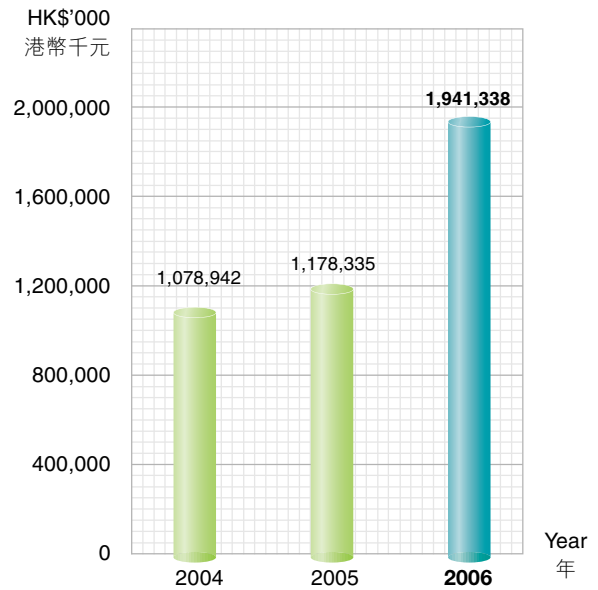
Total assets

資產總額



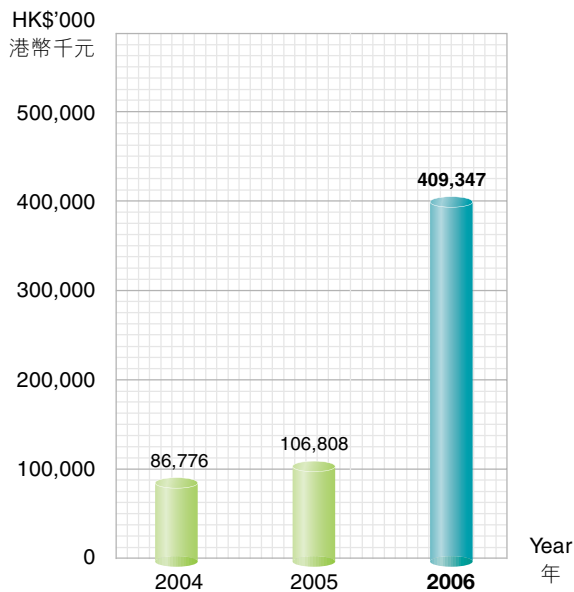
Net assets

淨資產



Profit attributable to equity shareholders

股東應佔盈利



Return on shareholders' equity (%)

股東資金回報率 (%)

