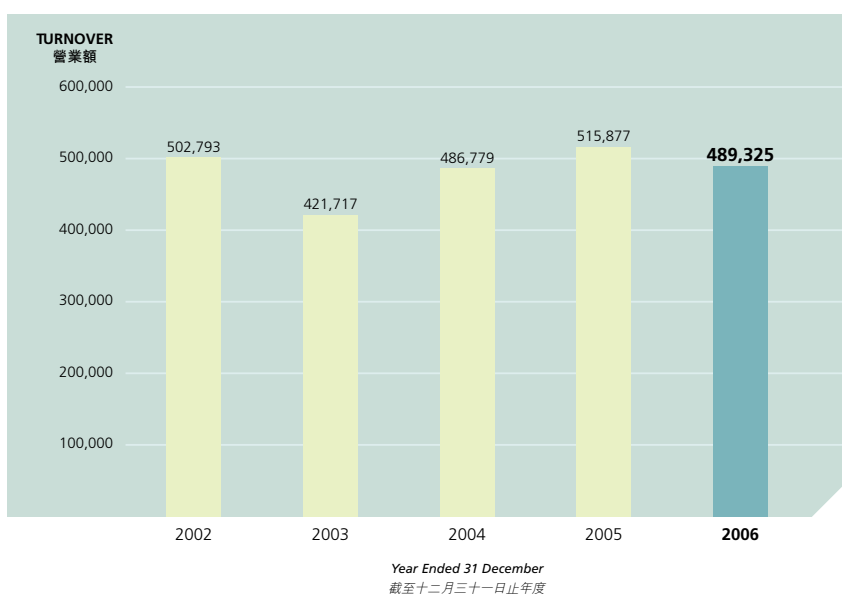


FINANCIAL HIGHLIGHTS

財務摘要

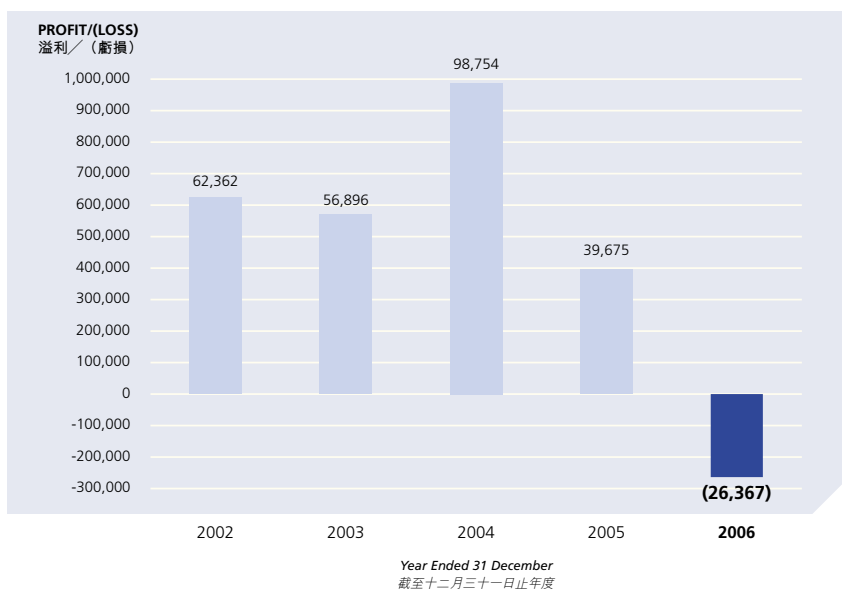
BUSINESS REVIEW

業務回顧



PROFIT/(LOSS) ATTRIBUTABLE TO EQUITY HOLDERS

公司權益持有人應佔溢利／(虧損)



FINANCIAL HIGHLIGHTS

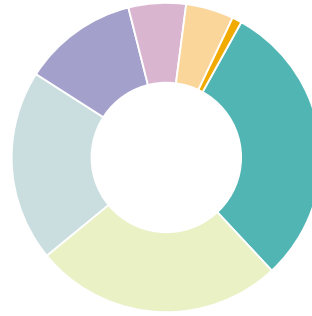
財務摘要

Turnover Breakdown by Product 以產品類別劃分之營業額分佈



26%	Pocket Calculator 袋裝計算機	9%	LCD 液晶體顯示屏
21%	Desktop Calculator 座檯計算機	6%	Watches and Clocks 手錶及鐘
7%	Scientific Calculator 科學計算機	8%	Household Telephones 家用電話
12%	Multi-purpose watches 多用途手錶	5%	Others 其他
6%	Talking Calculator 語音計算機		

Turnover Breakdown by Geographical Market 按地區市場劃分之營業額分佈



30%	Elsewhere in Asia 亞洲其餘地區	6%	Europe and Russia 歐洲及俄羅斯
26%	India 印度	5%	Africa 非洲
20%	North and South America 南北美洲	1%	Hong Kong 香港
12%	The Middle East 中東		

FINANCIAL RESULTS

財務摘要

Operating Performance (HK\$'000)	經營業務表現 (千港元)	Year ended 31st December 截至十二月三十一日止年度	
		2006 二零零六年	2005 二零零五年
Turnover	營業額	489,325	515,877
(Loss)/profit from operations	經營(虧損)/溢利	(20,879)	46,033
(Loss)/profit attributable to equity holders	公司權益持有人應佔(虧損)/溢利	(26,367)	39,675
Net cash from/(used in) operating activities	經營業務之所得/(所耗)現金淨額	56,475	(14,110)
(Loss)/earnings per share - basic	每股(虧損)/盈利 - 基本	(HK1.65 cents 港仙)	HK2.76 cents 港仙
Financial Position (HK\$'000)	財務狀況 (千港元)		
Net cash (borrowing) [#]	現金淨額(借貸) [#]	51,253	(33,192)
Net current assets	流動資產淨值	183,237	154,993
Shareholders' equity	股東權益	403,998	357,942
Net assets per share	每股資產淨值	HK17.53 cents 港仙	HK24.9 cents 港仙
Capital expenditure	資本開支	27,645	56,983
Key Ratios and Data	主要比率及數據		
(Loss)/profit margin	邊際(虧損)/溢利	(5.4%)	7.7%
Current ratio	流動比率	2.1x	1.8x
(Loss)/return on Equity	股本(虧損)/回報	(6.5%)	11.1%

[#] Cash and cash equivalents less interest-bearing bank loan.

[#] 現金及現金等值項目減計息銀行貸款。