

## 04 財務摘要 FINANCIAL HIGHLIGHTS

### 營業額 TURNOVER

截至十二月三十一日止年度  
For the year ended 31 December

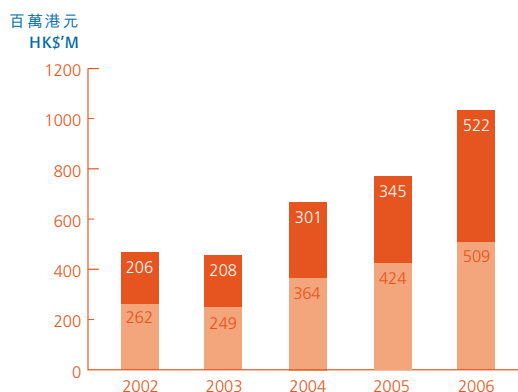
|      | 百萬港元<br>HK\$'M | 變動<br>Change |
|------|----------------|--------------|
| 2002 | 468            | 24% ↓        |
| 2003 | 457            | 2% ↓         |
| 2004 | 665            | 46% ↑        |
| 2005 | 769            | 16% ↑        |
| 2006 | 1,031          | 34% ↑        |

### 股東應佔溢利 PROFIT ATTRIBUTABLE TO SHAREHOLDERS

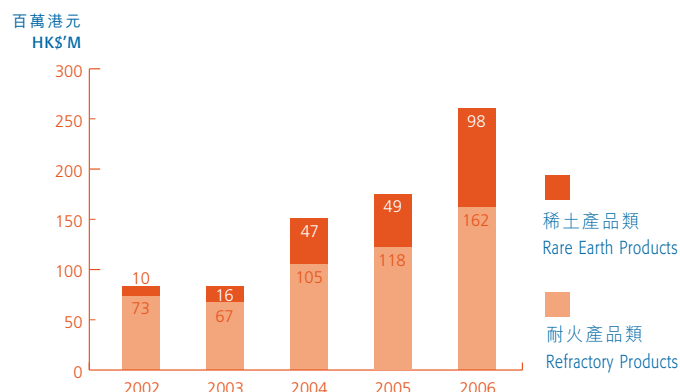
截至十二月三十一日止年度  
For the year ended 31 December

|      | 百萬港元<br>HK\$'M | 變動<br>Change |
|------|----------------|--------------|
| 2002 | 41             | 71% ↓        |
| 2003 | 67             | 63% ↑        |
| 2004 | 120            | 80% ↑        |
| 2005 | 130            | 9% ↑         |
| 2006 | 209            | 61% ↑        |

### Turnover 營業額



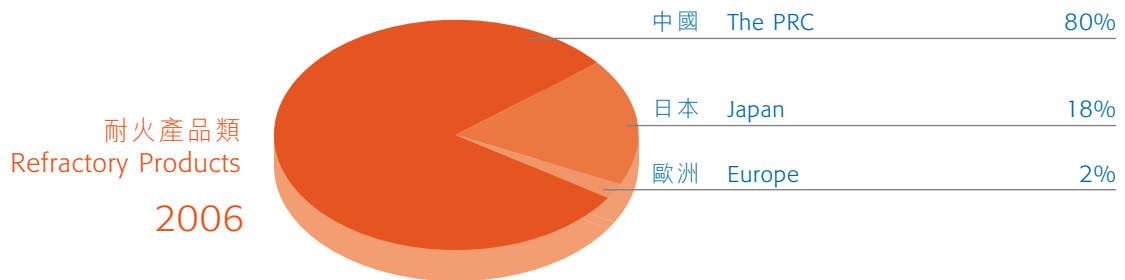
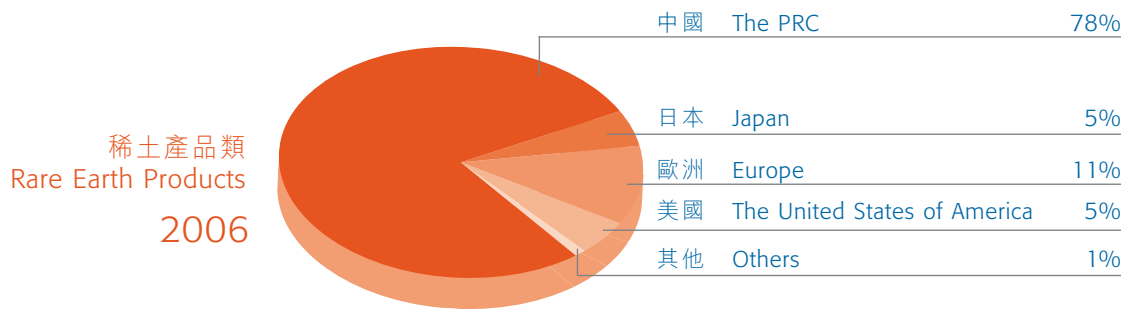
### Segment results 分類業績



|                           | 2006           |             | 2005           |             | 2004           |             | 2003           |             | 2002           |             |
|---------------------------|----------------|-------------|----------------|-------------|----------------|-------------|----------------|-------------|----------------|-------------|
|                           | 百萬港元<br>HK\$'M | %           | 百萬港元<br>HK\$'M | %           | 百萬港元<br>HK\$'M | %           | 百萬港元<br>HK\$'M | %           | 百萬港元<br>HK\$'M | %           |
| <b>營業額 Turnover</b>       |                |             |                |             |                |             |                |             |                |             |
| 稀土產品類 Rare Earth Products | 522            | 51%         | 345            | 45%         | 301            | 45%         | 208            | 46%         | 206            | 44%         |
| 耐火產品類 Refractory Products | 509            | 49%         | 424            | 55%         | 364            | 55%         | 249            | 54%         | 262            | 56%         |
| <b>總額 Total</b>           | <b>1,031</b>   | <b>100%</b> | <b>769</b>     | <b>100%</b> | <b>665</b>     | <b>100%</b> | <b>457</b>     | <b>100%</b> | <b>468</b>     | <b>100%</b> |

### 分類業績 Segment results

|                           | 2006           |             | 2005           |             | 2004           |             | 2003           |             | 2002           |             |
|---------------------------|----------------|-------------|----------------|-------------|----------------|-------------|----------------|-------------|----------------|-------------|
|                           | 百萬港元<br>HK\$'M | %           | 百萬港元<br>HK\$'M | %           | 百萬港元<br>HK\$'M | %           | 百萬港元<br>HK\$'M | %           | 百萬港元<br>HK\$'M | %           |
| 稀土產品類 Rare Earth Products | 98             | 38%         | 49             | 29%         | 47             | 31%         | 16             | 20%         | 10             | 12%         |
| 耐火產品類 Refractory Products | 162            | 62%         | 118            | 71%         | 105            | 69%         | 67             | 80%         | 73             | 88%         |
| <b>總額 Total</b>           | <b>260</b>     | <b>100%</b> | <b>167</b>     | <b>100%</b> | <b>152</b>     | <b>100%</b> | <b>83</b>      | <b>100%</b> | <b>83</b>      | <b>100%</b> |



|     |                              | 稀土產品類<br>Rare Earth Products |           | 耐火產品類<br>Refractory Products |           |
|-----|------------------------------|------------------------------|-----------|------------------------------|-----------|
|     |                              | 2006<br>%                    | 2005<br>% | 2006<br>%                    | 2005<br>% |
| 營業額 | Turnover                     |                              |           |                              |           |
| 中國  | The PRC                      | 78%                          | 72%       | 80%                          | 82%       |
| 日本  | Japan                        | 5%                           | 8%        | 18%                          | 17%       |
| 歐洲  | Europe                       | 11%                          | 12%       | 2%                           | 1%        |
| 美國  | The United States of America | 5%                           | 4%        | —                            | —         |
| 其他  | Others                       | 1%                           | 4%        | —                            | —         |
| 總額  | Total                        | 100%                         | 100%      | 100%                         | 100%      |