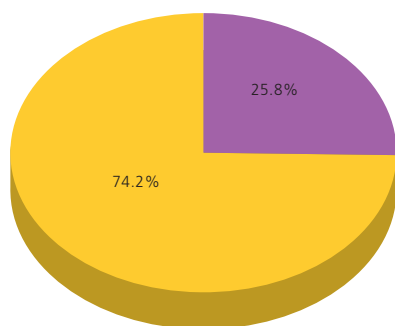
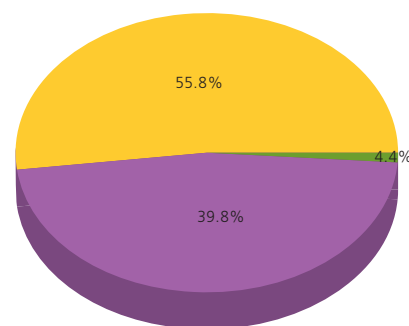


二零零六年度集團按業務劃分之總營業額
2006 Group's Total Turnover by Categories



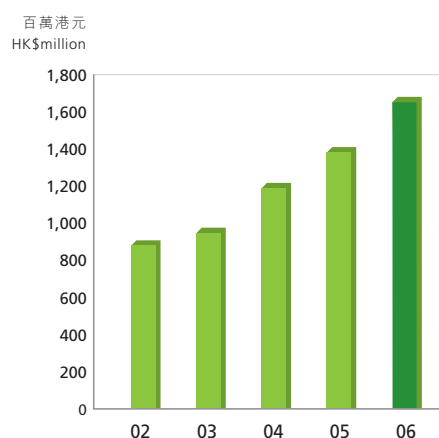
包裝印刷業務 Package printing business	25.8%
• 香煙 Tobacco	92.7%
• 藥品 Pharmaceutical products	4.0%
• 酒類 Wine	1.0%
• 其他 Others	2.3%
分銷及其他業務 Distribution and other businesses	74.2%
• 電子零件分銷 Distribution of electronic components	46.2%
• 大宗貨物分銷 Distribution of mass merchandise	53.3%
• 其他 Others	0.5%

二零零六年度集團按地區劃分之總營業額
2006 Group's Total Turnover by Geographical



中國 The PRC	55.8%
• 雲南省 Yunnan Province	38.5%
• 廣東省 Guangdong Province	53.8%
• 安徽省 Anhui Province	3.4%
• 四川省 Sichuan Province	1.5%
• 貴州省 Guizhou Province	1.9%
• 其他 Others	0.9%
香港 Hong Kong	39.8%
其他 Others	4.4%

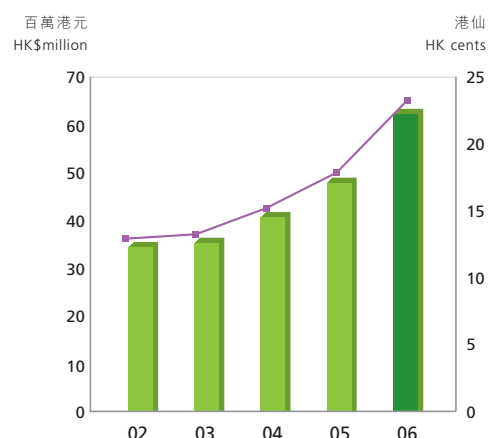
營業額
Turnover



年份 Year	千港元 HK\$'000
2006	1,651,880
2005	1,381,172
2004	1,188,531
2003	947,208
2002	879,006

母公司股權持有人應佔溢利
Profit Attributable to Equity Holders of the Parent

每股基本盈利
Basic Earnings Per Share



年份 Year	千港元 HK\$'000	港仙 HK cents
2006	62,258	23.26
2005	47,838	17.87
2004 (重列) (restated)	40,644	15.21
2003	35,260	13.25
2002	34,360	12.92