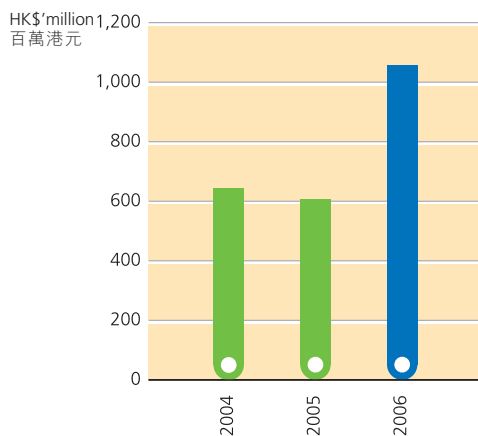
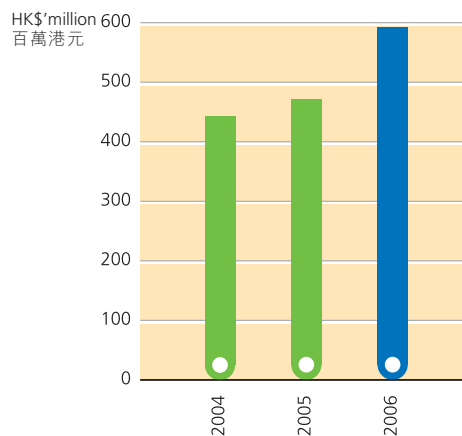
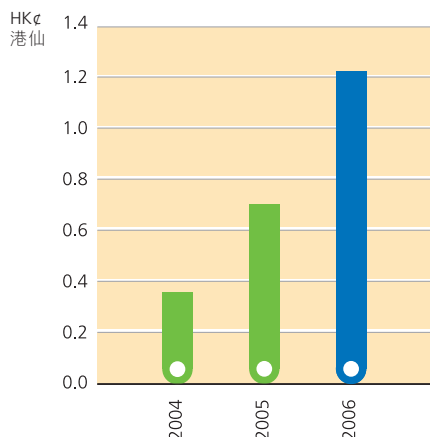


Financial Highlights

財務摘要

Year ended 31 December 截至十二月三十一日止年度		2006 二零零六年 HK\$'000 千港元	2005 二零零五年 HK\$'000 千港元	2004 二零零四年 HK\$'000 千港元
Revenue	收益	1,057,154	608,145	645,024
Profit for the year	本年溢利	51,103	29,988	17,904
Profit attributable to equity holders of the parent	公司權益持有人應佔溢利	47,950	26,054	13,564
Basic earnings per share	每股基本溢利	HK1.22 cents港仙	HK0.70 cents港仙	HK0.36 cents港仙
Total assets	資產總值	1,108,772	948,227	831,458
Total liabilities	負債總值	(483,975)	(442,305)	(358,658)
Minority interests	少數股東權益	(33,073)	(34,071)	(30,465)
Net assets (net of minority interest)	資產淨值 (扣除少數股東權益)	591,724	471,851	442,335

Revenue
收益Net assets
資產淨值Basic earnings per share
每股基本溢利2006 Revenue by Business Segments
二零零六年按業務劃分收益