

Financial Highlights

財務摘要

Consolidated profit and loss data

Year ended 31 March 2007

綜合損益表資料

截至2007年3月31日

		2007 HK\$'000	2006 HK\$'000	2005 HK\$'000	2004 HK\$'000	2003 HK\$'000
Revenue	收益	827,204	1,250,595	1,232,828	1,395,111	1,735,428
Profit/(loss) before taxation	除稅前溢利／(虧損)	233,714	120,499	44,910	(57,363)	16,447
Tax	稅項	(14,979)	100	195	(4,329)	3,463
Profit/(loss) before minority interests	除少數股東權益前之溢利／(虧損)	218,735	120,599	45,105	(61,692)	19,910
Minority interests	少數股東權益	89	(103)	240	45	(1,485)
Profit/(loss) attributable to shareholders	股東應佔溢利／(虧損)	218,824	120,496	45,345	(61,647)	18,425
Dividends	股息	(104,744)	(74,485)	(128,021)	(128,021)	(34,915)
Per share data	每股資料	HK cents	HK cents	HK cents	HK cents	HK cents
Earnings/(loss)	盈利／(虧損)	18.80	10.35	3.90	(5.30)	1.58
Interim dividend	中期股息	3.8	2.2	1.00	–	2.00
Interim special dividend	中期特別股息	–	–	–	1.00	–
Proposed final dividend	擬派末期股息	5.2	4.2	2.00	–	–
Proposed final special dividend	擬派末期特別股息	–	–	8.00	10.00	1.00

Consolidated balance sheet

As at 31 March 2007

綜合資產負債表

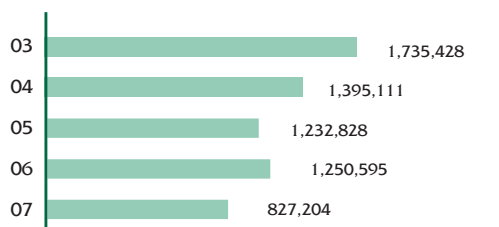
於2007年3月31日

		2007 HK\$'000	2006 HK\$'000	2005 HK\$'000	2004 HK\$'000	2003 HK\$'000
Property, plant and equipment	物業、廠房及設備	50,434	98,176	116,306	144,849	200,706
Investment properties	投資物業	103,248	35,958	35,850	35,900	3,919
Goodwill	商譽	35,878	35,878	35,878	38,075	40,273
Time deposits	定期存款	–	38,785	54,579	15,594	–
Cash and cash equivalents	現金及現金等值項目	965,257	617,420	540,976	515,336	359,415
Other net current assets/(liabilities)	其他流動資產淨值／(負債)	(36,482)	117,996	190,270	329,335	556,872
Total assets over current liabilities	總資產減流動負債	1,133,248	980,556	1,002,639	1,085,030	1,166,842
Minority interests	少數股東權益	(16,087)	(16,176)	(16,073)	(16,313)	(16,358)
Non current liabilities	非流動負債	(8,363)	(4,898)	(2,503)	(1,928)	(2,064)
Shareholders' funds	股東資金	1,108,798	959,482	984,063	1,066,789	1,148,420
		%	%	%	%	%
Debt to equity ratio	債務與資本比率	–	–	–	–	6.00
Return on equity	資金回報率	19.74	12.56	4.61	N/A	1.67
Dividend pay-out ratio	派息率	47.89	61.84	282.05	N/A	179
Current ratio	流動比率	985.15	626.78	665.21	678.22	462.21

Revenue

收益

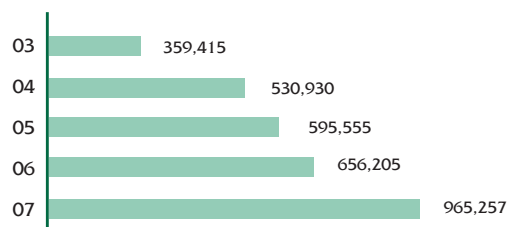
HK\$'000
港幣千元



Cash balance

現金結餘

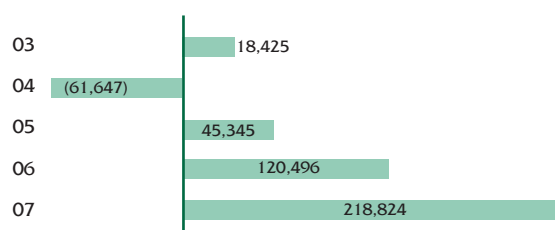
HK\$'000
港幣千元



Profit/(loss) attributable to shareholders

股東應佔溢利/(虧損)

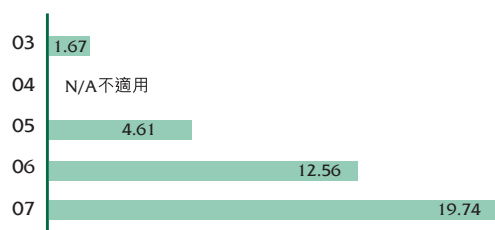
HK\$'000
港幣千元



Return on equity

資金回報率

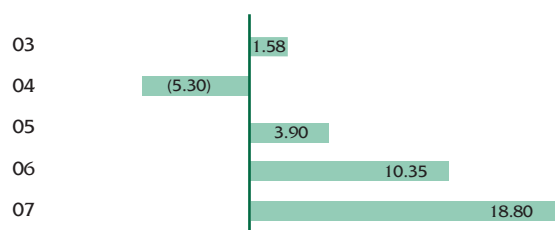
%
百分比



Earnings/(loss) per share

每股盈利/(虧損)


HK ¢
港仙



Dividend per share

每股股息

HK ¢
港仙



Current ratio

流動比率

%
百分比

